



Catalog

High voltage induction motors

Technical catalog for engineered motors

With expertise, and a comprehensive portfolio of products and life-cycle services, we help value-minded industrial customers improve their energy efficiency and productivity



High voltage induction motors

From 100 to 8000 kW

04	General information
05	Engineered motors
08	Enclosure and cooling
10	High voltage terminal box
14	Auxiliary boxes
15	Bearings
21	Vibrations
22	High voltage rib cooled motors, AXR
50	High voltage rib cooled motors, HXR
62	High voltage modular induction motors, AMI
109	Dimension drawings
135	Total product offering

ABB reserves the right to change the design, technical specification and dimensions without prior notice.

General information

This catalog covers ABB's engineered high voltage induction motor range up to 8000 kW. The catalog presents preliminary standard technical data and drawings of engineered motors. All engineered motors are configured and optimized according to customer specifications.

Data presented in rating lists are typical values. Guaranteed values are available on request. All engineered motors are optimized for the specified application. Accurate motor data will be given on request at the quotation phase. Legally binding performance and specification data is given to the end user once each order is confirmed.

Engineered motors

Squirrel cage three phase high voltage motors, Up to 8000 kW



www.abb.com/motors&generators

- > Product offering
- >> High voltage induction motors
- >>> Rib cooled motors AXR
- >>> Rib cooled motors HXR
- >>> Modular induction motors



General information

ABB's engineered motors are tailor-made to meet customers' needs. All ABB engineered motors are configured and optimized individually for each order and application. Please contact ABB for further information.

For the modular induction motors (type AMI) and rib cooled motors (type HXR) motors, this catalog shows the technical data at 50 Hz only, but these motors are operating at both 50 Hz and 60 Hz, with synchronous speed from 500 to 3600 rpm. Output powers for AMI motors covered in this catalogue are up to 8000 kW, while the complete range goes up to 23 000 kW. Output powers for HXR motors are up to 2250 kW. For rib cooled motors (type AXR) motors this catalog shows the technical data at 50 Hz and 60 Hz and with synchronous speed from 500 to 3600 rpm. Output power for AXR is up to 1800 kW.

This catalog describes three different motor types: AMI modular induction motors, and AXR and HXR rib cooled motors ranges. All motors can be operated with variable speed drives or used as induction generators. AMI, AXR and HXR motors can be mounted horizontally or vertically.

The AMI modular induction motor range features a welded steel frame and is available as standard with the following cooling methods and protection types: IC01 / IP24W, IC611 / IP55 and IC81W / IP55. The standard shaft heights are between 400 and 630 mm.

The AXR rib cooled motor range features a rugged cast iron frame. They are rib cooled motors with IC411 cooling and IP55 protection as standard. AXR motor is also available with IC416 cooling and optional IP66 protection. IP66 protection of AXR motors has been verified by a leading independent testing organization. AXR motors have standard shaft heights between 315 and 500 mm.

The HXR rib cooled motor range features a rugged cast iron frame. HXR motors are totally enclosed fan cooled motors with IC411 cooling and IP55 protection. HXR motor is also available with IC416 cooling and optional IP66 protection.

The table below shows the available output power, voltage range and pole numbers.

AXR, output at 50 Hz and 60 Hz

Poles	Output (kW) at 50 Hz			Output (kW) at 60 Hz	
	3 kV	6 kV	10 kV	4,16 kV	6,6 kV
2	125 - 1550	160 - 1500	355 - 1320	160 - 1600	160 - 1580
4	125 - 1750	160 - 1700	355 - 1400	160 - 1800	160 - 1750
6	125 - 1570	140 - 1500	250 - 1175	125 - 1700	160 - 1650
8	200 - 1280	180 - 1200	400 - 900	160 - 1300	160 - 1300
10	160 - 1030	160 - 970	-	160 - 1150	160 - 1120
12	140 - 740	140 - 680	-	140 - 775	200 - 740

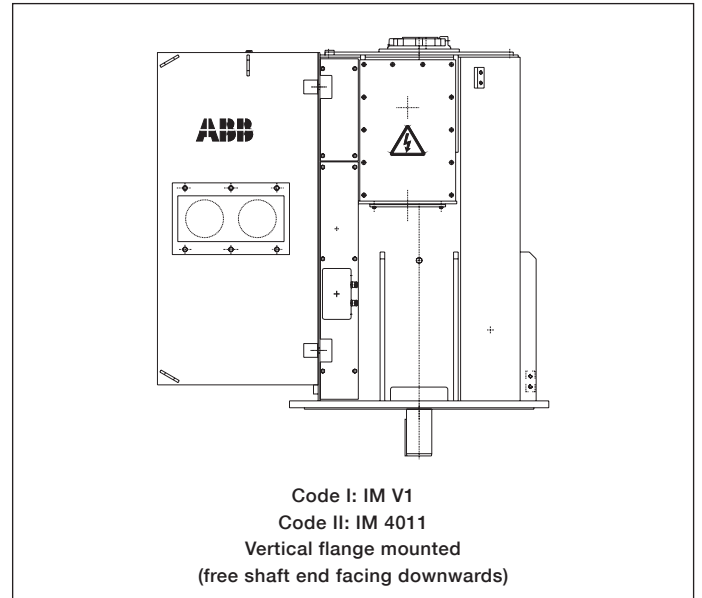
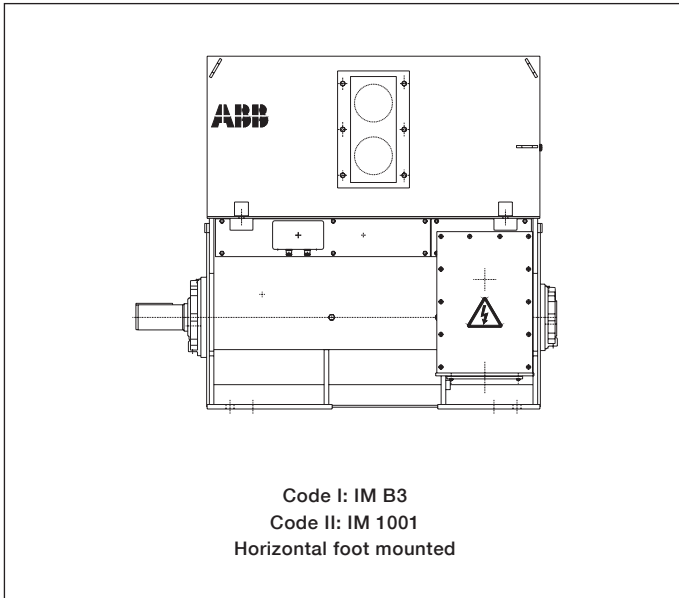
HXR and AMI, output at 50 Hz

Poles	Output (kW) at 50 Hz			Output (kW) at 50 Hz		
	3 kV	6 kV	10 kV	3 kV	6 kV	10 kV
2	100 - 1730	160 - 1600	400 - 1250	630 - 8000	630 - 8000	630 - 7100
4	100 - 2240	160 - 2000	355 - 1400	630 - 8000	630 - 7800	800 - 6700
6	160 - 2000	125 - 1800	315 - 1400	450 - 6500	450 - 6500	560 - 5600
8	200 - 1600	180 - 1500	315 - 1120	280 - 4800	280 - 4500	630 - 4150
10	160 - 1350	224 - 1230	560 - 710	250 - 3700	200 - 3700	530 - 3000
12	140 - 1100	140 - 980	-	160 - 3000	180 - 2800	355 - 2300

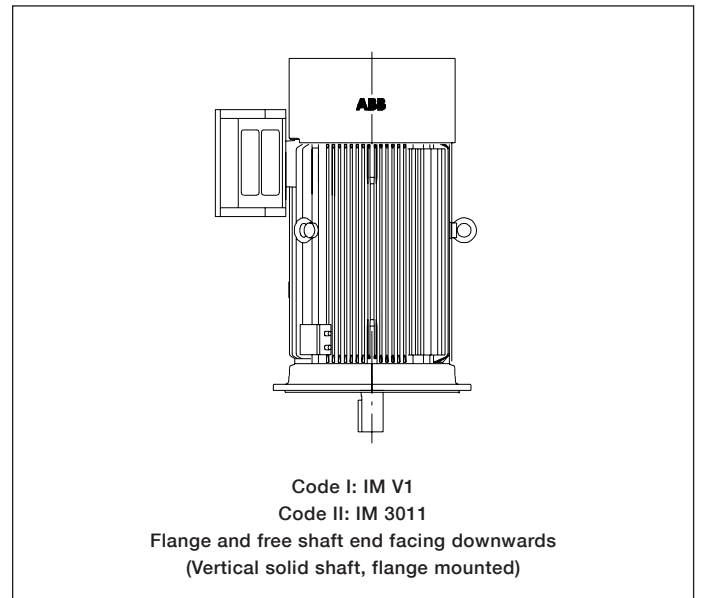
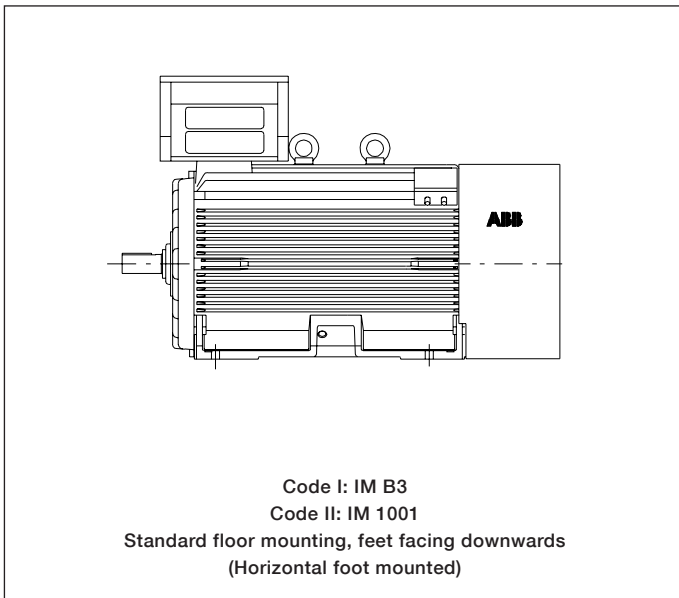
Output ranges of ABB motors (Temperature rise class B, insulation class F). Other voltages on request.

Mounting arrangement

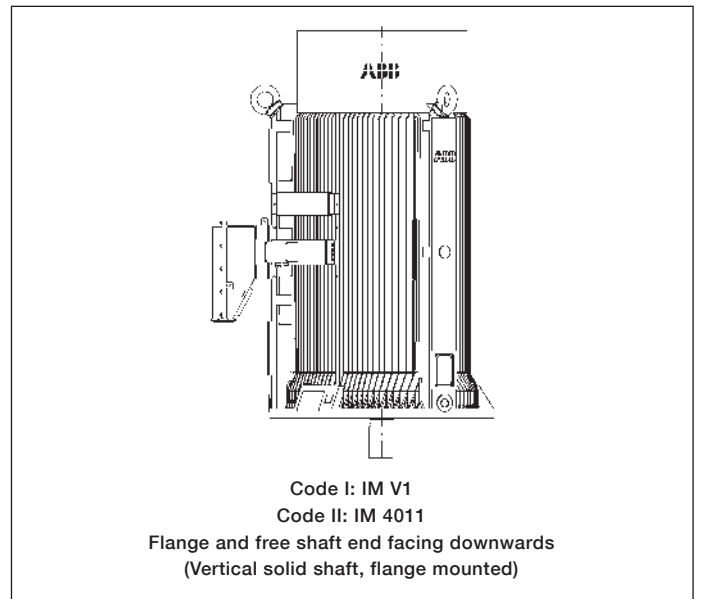
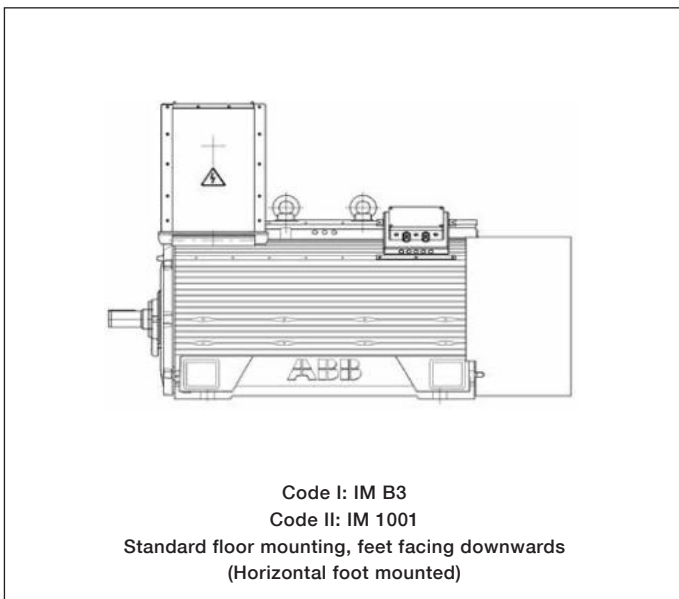
Standard mounting arrangements for AMI motors. Other mountings on request.



Standard mounting arrangements for HXR motors



Standard mounting arrangements for AXR motors

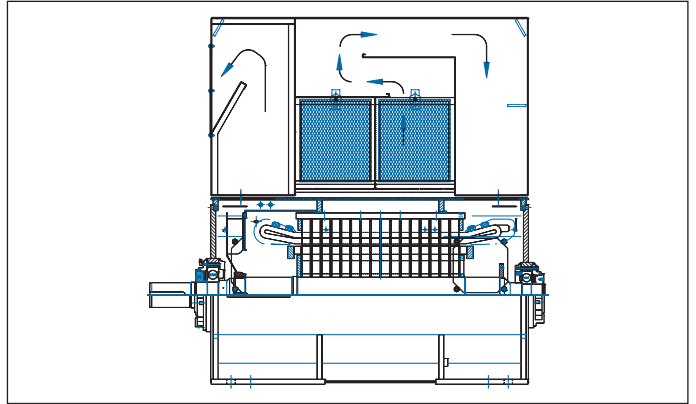


Enclosure and cooling

Standard combinations used for AMI motors are:

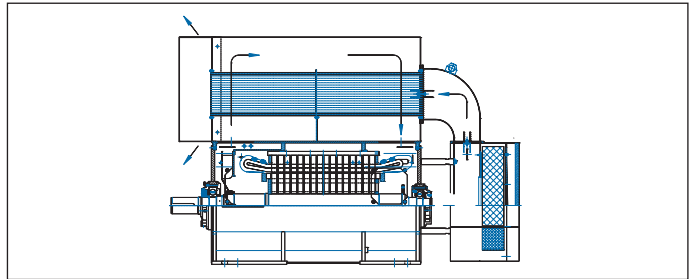
IC01 / IP24

This weather-protected motor has a shaft-mounted cooling fan located inside the housing. The design of the motor reduces the ingress of rain, snow and airborne particles into the electrical parts. On the air intake path this is achieved by ensuring that the average velocity does not exceed 3 m/s, allowing any heavier particles to settle. The design of air intake path includes three acute changes in excess of 90 degrees to further reduce the flow rate to the optimum level. The motor is protected against splashing water from any direction.



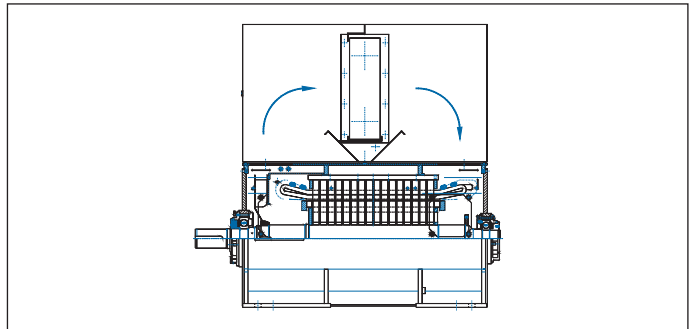
IC611 / IP55

In this design the fully enclosed motor has an air-to-air heat exchanger mounted on the motor. Shaft mounted fans are fitted both inside and outside of the casing to supply the inside and outside cooling circuits respectively. The motor is protected against dust and splashing water from any direction.



IC81W / IP55

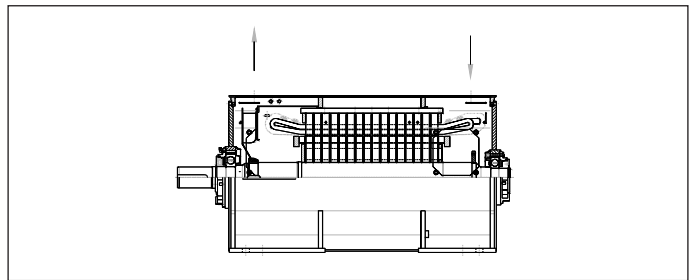
This fully enclosed motor is fitted with an air-to-water heat exchanger. A shaft mounted fan is fitted inside the casing to supply the internal cooling circuit. Motor is protected against dust and splashing water from any direction.



The terminal boxes have a protection of at least IP55.

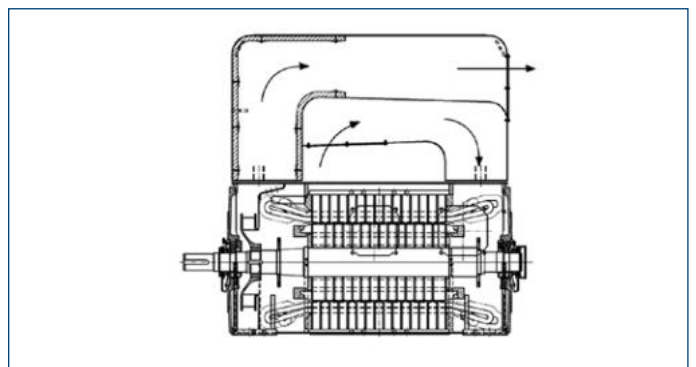
IC31 / IP55

This version is fitted with an inlet and outlet pipe to use remote cooling air. Essentially this is the AMI motor frame without any upper cover. The motor is protected against dust and splashing water from any direction.



IC01

IC01 with asymmetric inside air circulation



Standard combinations used for AXR and HXR motors are

IC411 / IP55, AXR and HXR motors

The AXR and HXR motors have an external shaft mounted fan that uses the surrounding air for cooling. The motors are protected against dust and water jets. The principle of these motors is shown on the picture on the right:

IC416 / IP55, AXR and HXR motors

AXR and HXR motors are available with IC 416 cooling, where additional motor runs the cooling fan by producing required cooling air in case of low speed applications, especially in cases when motor is fed via variable speed drive.

Protection rating IP55

In a dust-protected motor, some dust can ingress the motor but it does not enter in sufficient quantity to interfere with the motor's operation.

Protection against water jets

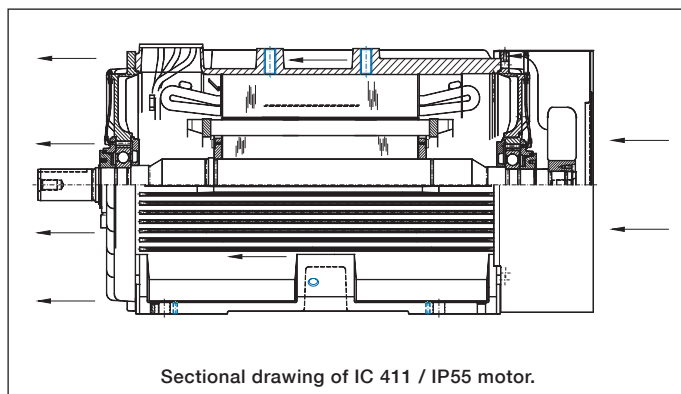
Water projected by a nozzle against the motor from any direction shall have no harmful effect.

Protection rating IP66

AXR and HXR motors are available with protection ratings up to IP66. IP66 means that the enclosure is completely dust tight and will withstand powerful water jets.

Protection against water jets

Water projected in powerful jets (12.5 mm nozzle) against the enclosure from any direction shall have no harmful effect.



Sectional drawing of IC 411 / IP55 motor.

Cooling method (IC411)

Frame surface cooled:

The primary coolant is circulated in a closed circuit in the motor and gives its heat through the external surface of the motor (in addition to the heat transfer via the stator core and other heat conducting parts) to the final coolant which is the surrounding medium. The surface may be plain or ribbed, with or without an outer shell to improve the heat transfer.

Self circulation:

The coolant is moved dependent on the rotational speed of the main motor either by action of the rotor alone or by means of a component designed for this purpose and mounted directly on the rotor of the main motor, or by a fan or pump unit mechanically driven by the rotor or the main motor.

Type designation

The type designation of the AMI motor follows the coding principle shown below.

Example: **AMI 450L4A BATH**

- 1 **AM/NM** General type designations
- 2 **I** Indicates the type of motor, A, I = SCIM, K, L = WRIM
- 3 **450** Shaft centre height in mm; 355, 400, 450, 500, 560, 630
- 4 **L** Frame length, S = small, M = medium or L = long
- 5 **4** Number of poles
- 6 **A** Stands for the IC/IP combination
 A = IC611 / IP54 (55) [TEAAC] air-to-air cooled P = IC11, 21, 31 / IP23, 54, (55) [OPV, TEPV] pipe ventilated
 D = IC01 / IP23 [WP I] open ("drip proof") W = IC01 / IPW24 [WP II] weather protected
 L = IC81W / IP54 (55) [TEWAC] air-to-water cooled
- 7 **B** Mounting arrangement, B = IM1001 (Horizontal), V = IM4011 (Vertical)
- 8 **A** Bearing type, A = antifriction, S = sleeve
- 9 **T** Indication of special construction
 T = separate ventilation M = marine application Y = mechanically special
 F = frequency converter drive X = electrically special Z = special material specs
- 10 **H** Location of manufacture

The type designation of the HXR motor follows the coding principle shown below. A similar type designation is used for AXR where applicable.

Example: **HXR 355LA4**

1. **HXR** Stands for the HXR machine family, three digits.
2. **355** Shaft height in mm, three digits.
3. **L** Frame length, one digit.
4. **A** Core length, one digit.
5. **4** Number of poles.

High voltage terminal box for IEC motors

The picture shows the high voltage terminal box with its main technical data below.

Technical data:

Voltage (max.)	6.6 kV
Current (max.)	400 A
Dynamic short circuit current	75 kA (0.25 s)
No of cables (max.)	1 per phase
Cross section of cables (max.)	300 mm ² /cable
Cable gland	blind gland (1 pce)
Clearance (min.)	60 mm
Creepage (min.)	89 mm
Gross volume	44 dm ³
Usable volume	39 dm ³
Connection screws	M16 (3 pcs)
Connection nuts	tightening torque 40 Nm
Ground connections	M12 (both in- and outside)
Weight	33 kg
Protection	IP66
Standard	DIN 42962 TEIL 1, A2

Materials:

Box	welded sheet steel (thickness min. 3 mm)
Cable gland plate	steel
Connection screws	Bronze Bz
Isolators	epoxy casting resin or polyurethane resin
Grounding pad	stainless steel

Other features:

- rigid welded construction
- ample size for making connections of supply cables
- box turnable to allow cable entry from left or right side
- box turnable in steps of 90°
- either 3-phase or 1-phase cables can be connected
- pressure relief plate in the bottom of the box in case of an arching short circuit
- different cable glands available
- terminal box tested acc. to IEC 298 concerning internal arc strength

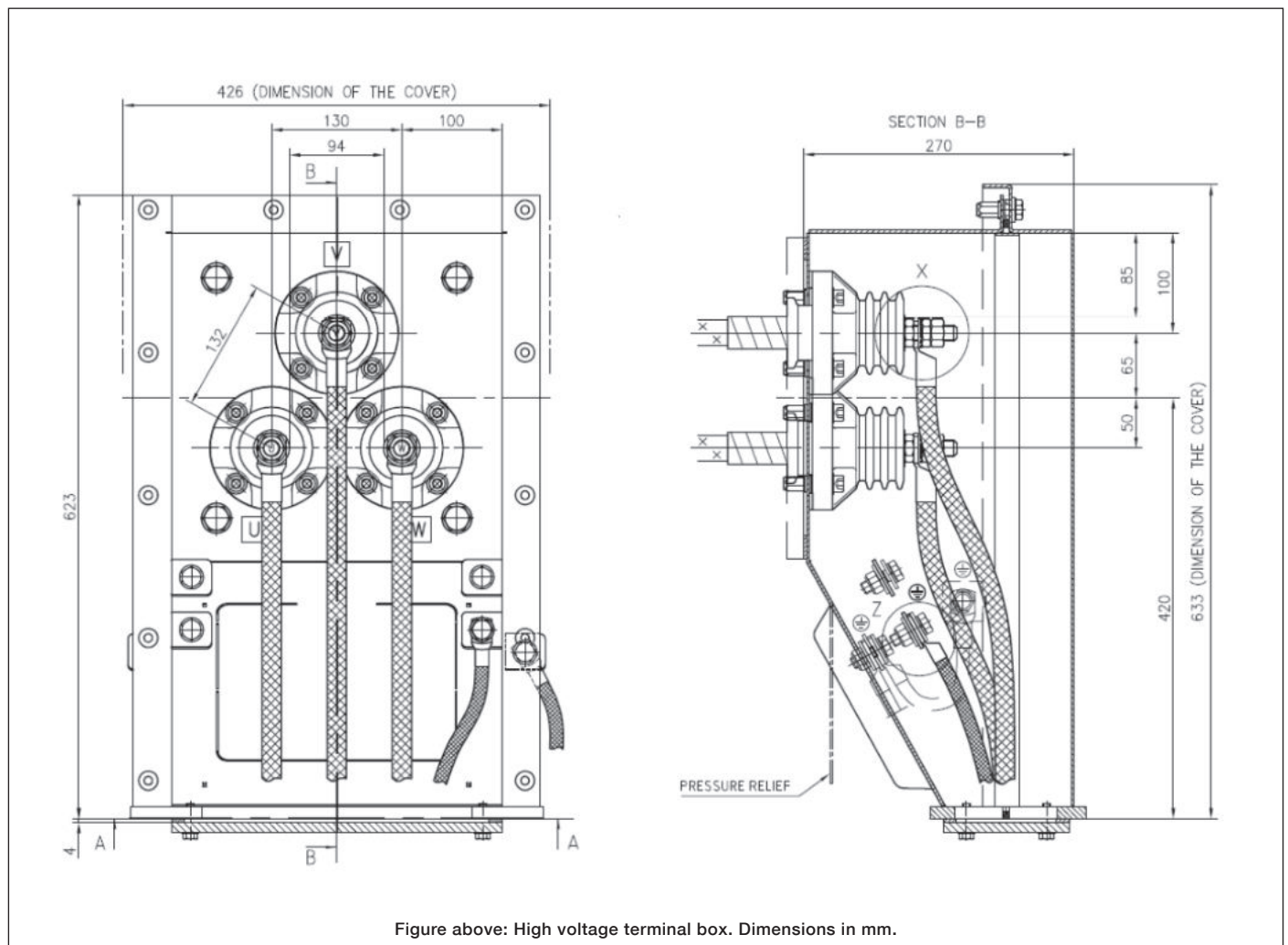


Figure above: High voltage terminal box. Dimensions in mm.

High voltage terminal box for IEC motors

Figure below shows the high voltage terminal box with its main technical data.

Technical data:

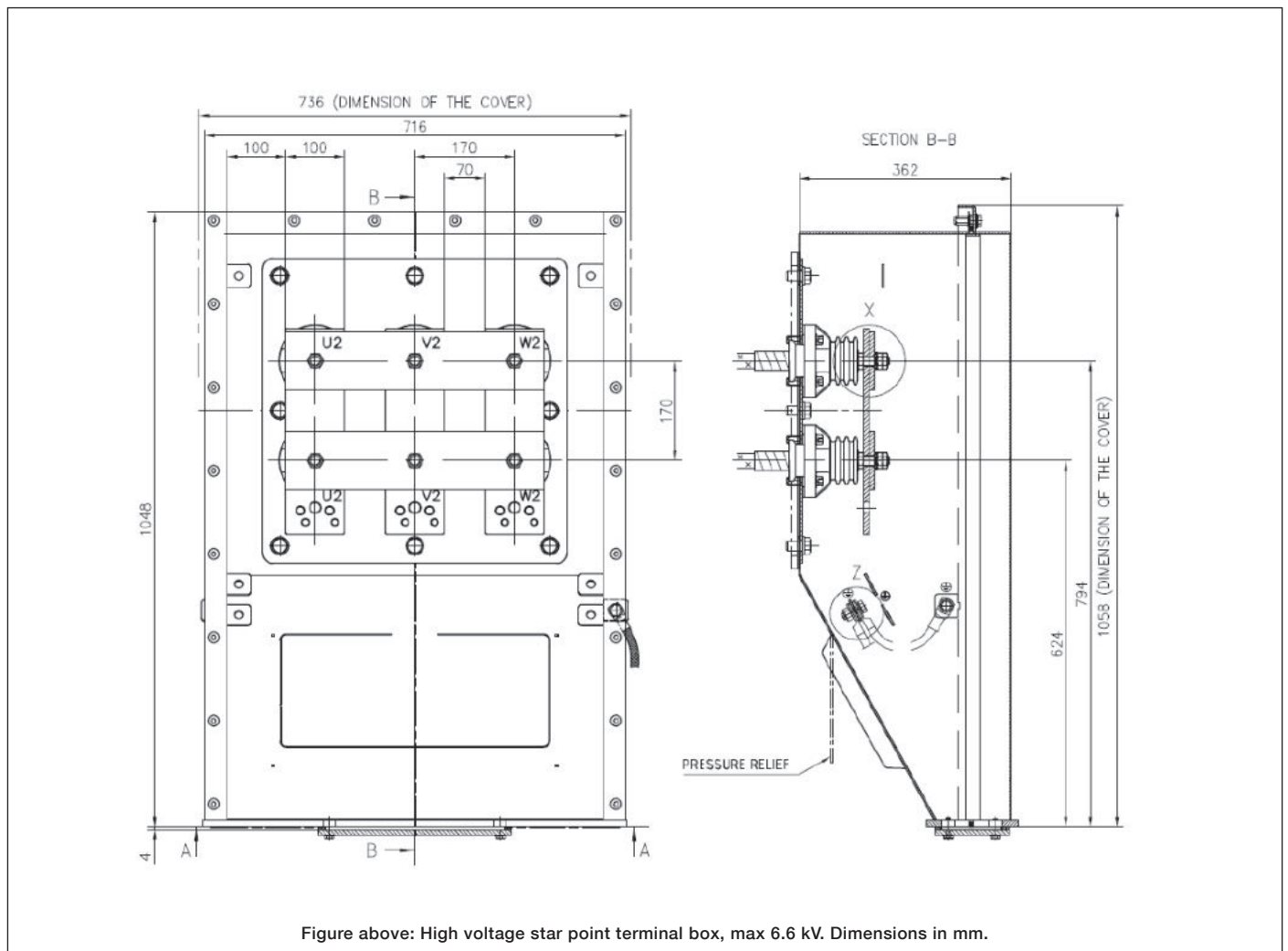
Voltage (max.)	6.6 kV
Current (max.)	800 A
No of cables (max.)	2 per phase
Cross section of cables (max.)	300 mm ² /cable
Cable gland	blind gland (1 pce)
Clearance (min.)	60 mm
Creepage (min.)	89 mm
Gross volume	197 dm ³
Usable volume	189 dm ³
Connection screws	(M16x1/M12x2/ M10x2)/phase
Tightening torque for connection nuts	190 Nm (M16), 55 Nm (M12), 46 Nm (M10)
Ground connections	M12 (both in- and outside)
Weight	90 kg
Protection	IP66
Standards	DIN 42962 Teil 2, D2 (internal dimensions)

Materials:

Box	welded sheet steel (thickness min. 3 mm)
Cable gland plate	steel
Connection screws	Bronze Bz
Isolators	polyurethane resin or epoxy casting resin
Grounding pad	stainless steel

Other features:

- rigid welded construction
- ample size for making connections of supply cables
- box turnable to allow cable entry from left or right side
- box turnable in steps of 90°
- either 3-phase or 1-phase cables can be connected
- pressure relief plate in the bottom of the box in case of an arching short circuit
- different cable glands available



High voltage terminal box for IEC motors

The picture shows high voltage terminal box with its main technical data below.

Technical data:

Voltage (max.)	11.0 kV
Current (max.)	400 A
No of cables (max.)	1 per phase
Cross section of cables (max.)	300 mm ² /cable
Cable gland	blind gland (1 pce)
Clearance (min.)	100 mm
Creepage (min.)	163 mm
Gross volume	127 dm ³
Usable volume	117 dm ³
Connection screws	M16 (3 pcs)
Connection nuts	tightening torque 40 Nm
Ground connections	M12 (both in- and outside)
Weight	62 kg
Protection	IP66
Standard	DIN 42962 TEIL 2, C2

Materials:

Box	welded sheet steel (thickness min. 3 mm)
Cable gland plate	steel
Connection screws	Bronze Bz
Isolators	epoxy casting resin
Grounding pad	stainless steel

Other features:

- rigid welded construction
- ample size for making connections of supply cables
- box turnable to allow cable entry from left or right side
- box turnable in steps of 90°
- either 3-phase or 1-phase cables can be connected
- pressure relief plate in the bottom of the box in case of an arching short circuit
- different cable glands available

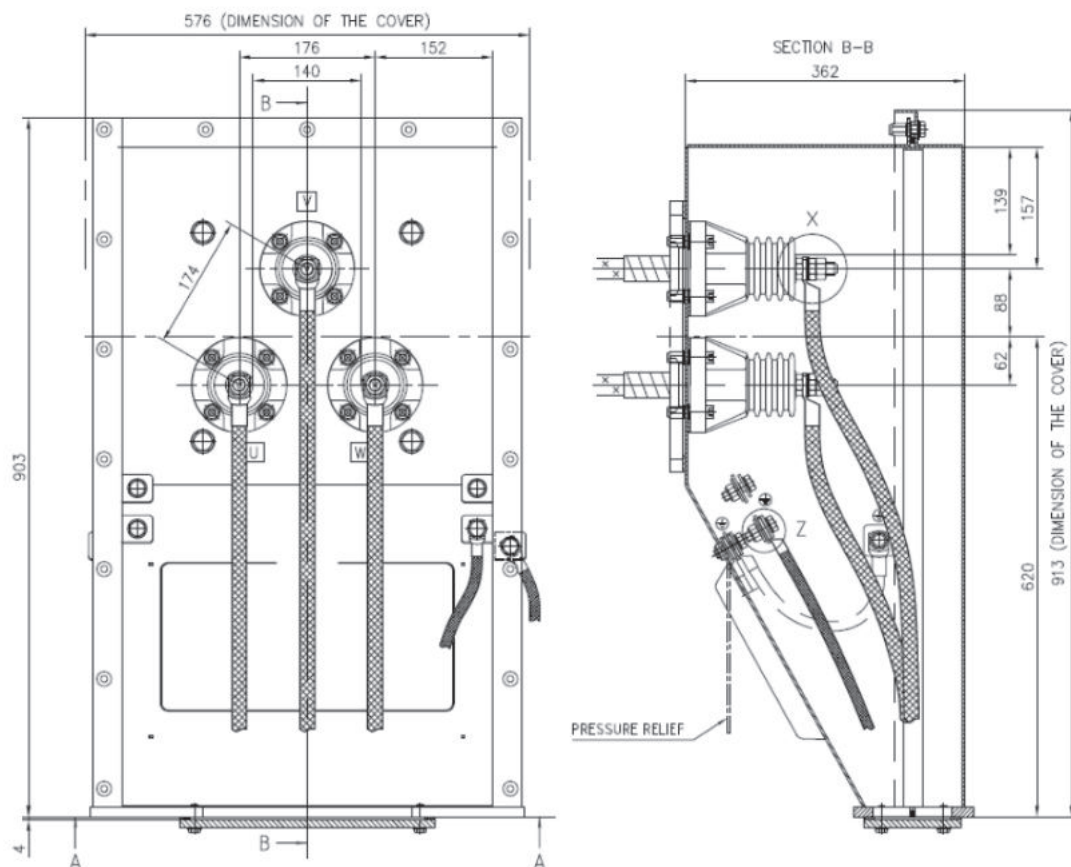
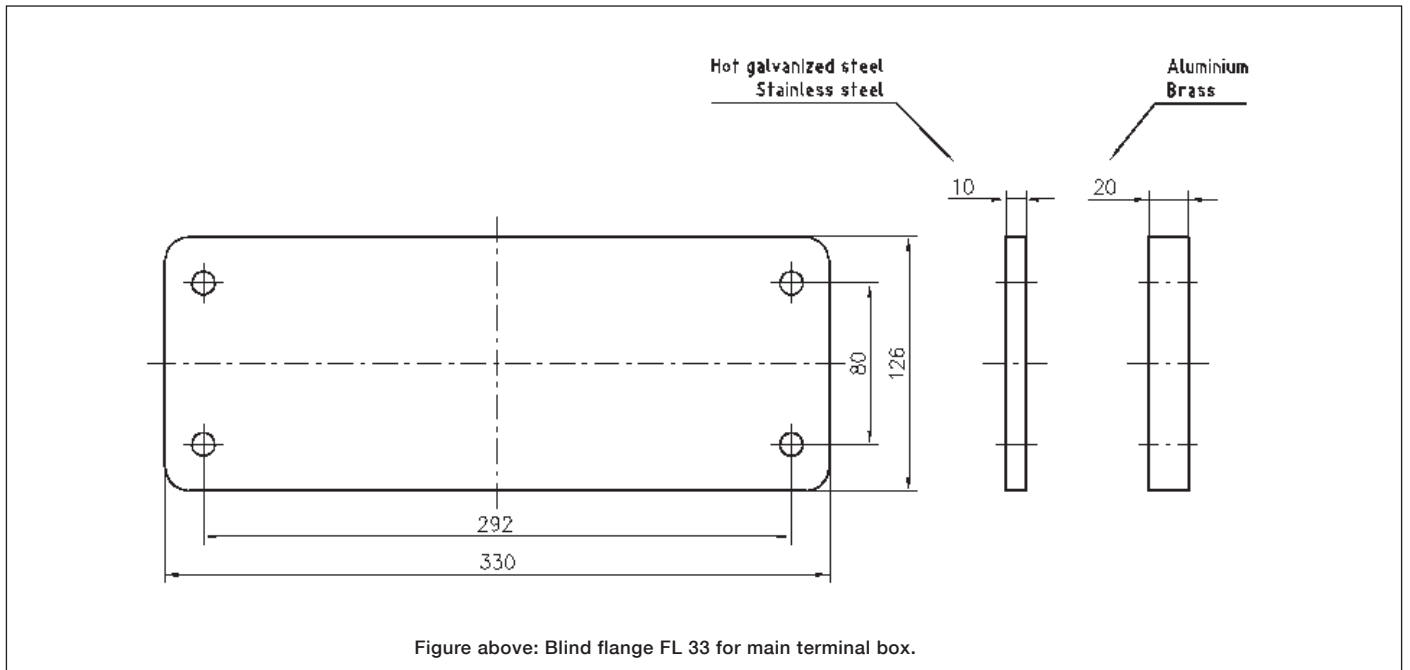


Figure above: High voltage terminal box. Dimensions in mm.

Dimensions for terminal box inlet, blind flange

As standard, main terminal boxes are with blind flange. Cable glands are available on request.



Auxiliary boxes

As standard motors in safe area are equipped with one common auxiliary terminal box for monitoring devices and space heaters.

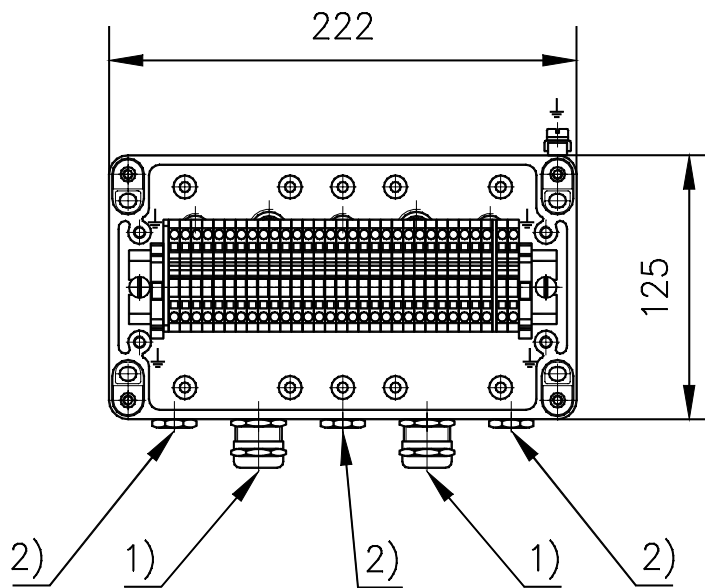
As standard motors in hazardous area are equipped with two auxiliary terminal boxes, one for monitoring devices and one for space heaters.

Type designation	Use	Size (H x D x W) mm
Small terminal box	Standard	125 x 81 x 222
Large terminal box	Is used when additional space is needed	230 x 180 x 330

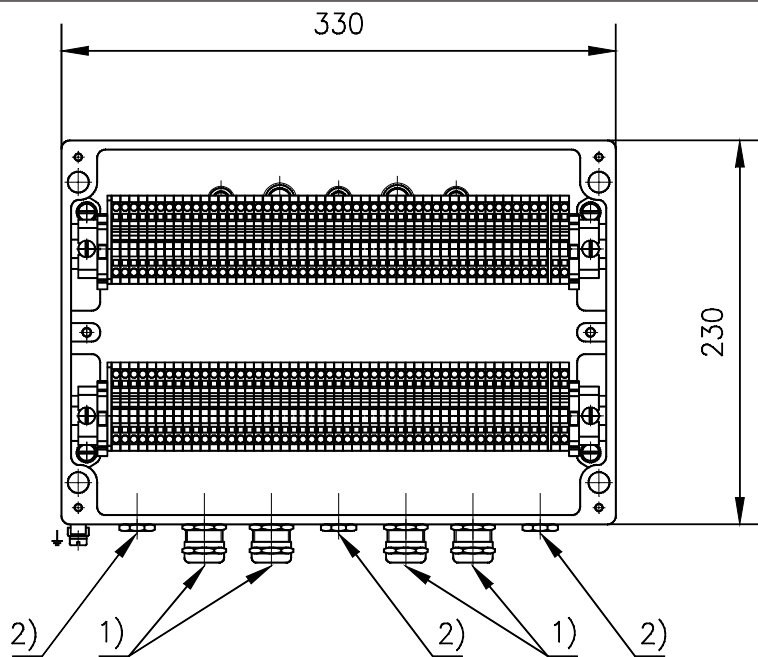
Table above: Standard auxiliary terminal boxes.

The typical arrangements for standard terminal boxes are shown below. The number of terminal blocks depends on the

number of accessories equipped with the motor. Additional terminals can be supplied on request.



Small terminal box with terminal blocks and cable glands.
 1) Cable gland M20x1.5 for cable outer diameter 10...14 mm (2 pcs)
 2) Threaded hole for cable gland M16x1.5 (3 pcs), plugged.



Large terminal box with terminal blocks and cable glands.
 1) Cable gland M20x1.5 for cable outer diameter 10...14 mm (4 pcs)
 2) Threaded hole for cable gland M16x1.5 (3 pcs), plugged.

Bearings

Horizontal motors

Horizontal motors 315 - 500 have deep groove ball bearings in both ends. HXR 560 and AMI 560-630 have a double bearing arrangement (deep groove ball bearing and a cylindrical roller bearing) at D-end and cylindrical roller bearing at N-end (only horizontal motor available).

The bearing in D-end is axially locked in horizontal motors. Standard bearings of horizontal motors are stated in table

below and the bearing construction is shown in the figures on page 60.

The standard bearing solution is designed to carry the weight of the typical coupling half and the weight of the motor rotor only. Any additional radial or axial force caused by driven equipment may need the bearings to be specially constructed.

Table: Standard bearings for horizontal motors.

Frame size	Poles	D-end	N-end
AXR 315	≥2	6317M/C3	6317M/C3
AXR 355	2	6317M/C3	6317M/C3
AXR 355	≥4	6319M/C3	6319M/C3
AXR 400	2	6317M/C3	6317M/C3
AXR 400	≥4	6324/C3	6319M/C3
AXR 450	2	6319M/C3	6319M/C3
AXR 450	≥4	6324/C3	6324/C3
AXR 500	2	sleeve*	
AXR 500	≥4	6330M/C3	6330M/C3
HXR 355	2	6317M/C3	6317M/C3
HXR 355	≥4	6322/C3	6319/C3
HXR 400	2	6317M/C3	6317M/C3
HXR 400	≥4	6324/C3	6319/C3
HXR 450	2	6317M/C3	6317M/C3
HXR 450	≥4	6324/C3	6322/C3
HXR 500	2	6319M/C3	6319M/C3
HXR 500	≥4	6326/C3	6324/C3
HXR 560	≥4	6034/C3 + NU1034/C3	NU322/C3
HXR 560	2	sleeve*	sleeve*
AMI 400	2	6319M/C3	6319M/C3
AMI 400	≥4	6324/C3	6319/C3
AMI 450	2	6319M/C3	6319M/C3
AMI 450	≥4	6326/C3	6322/C3
AMI 500	2	sleeve*	sleeve*
AMI 500	≥4	6330/C3	6324/C3
AMI 560	2	sleeve*	sleeve*
AMI 560	4	6034/C3 + NU1034/C3	NU1034/C3
AMI 560	≥6	6038/C3 + NU1038/C3	NU1038/C3
AMI 630	2	sleeve*	sleeve*
AMI 630	4	6038/C3 + NU1038/C3	NU1044/C3
AMI 630	≥6	6044/C3 + NU1044/C3	NU1044/C3

* See section sleeve bearings.

Figure: Standard bearing construction for horizontally mounted motors, frame sizes 315-500.

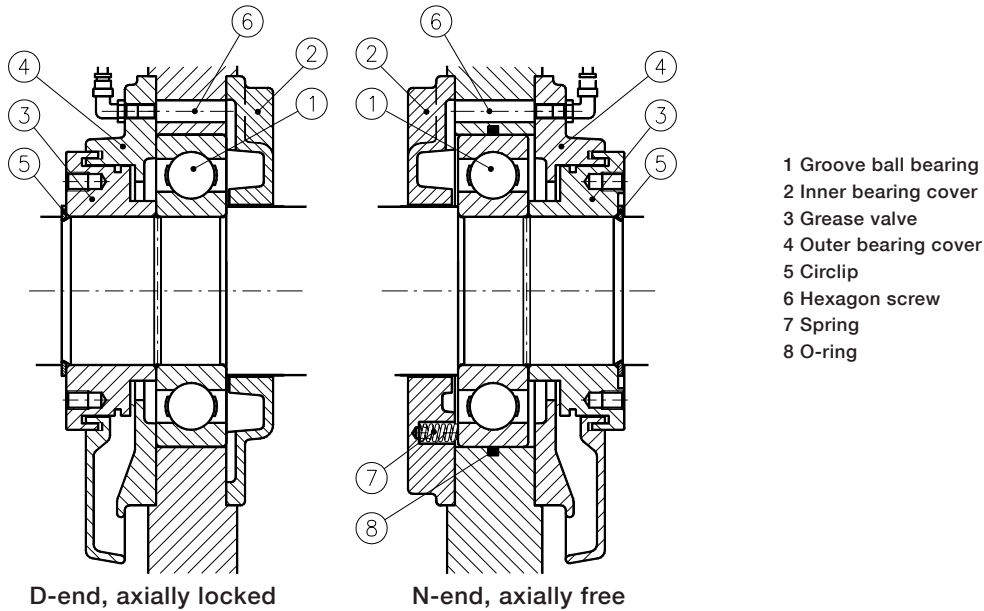


Figure: Standard bearing construction for horizontally mounted motors HXR 560.

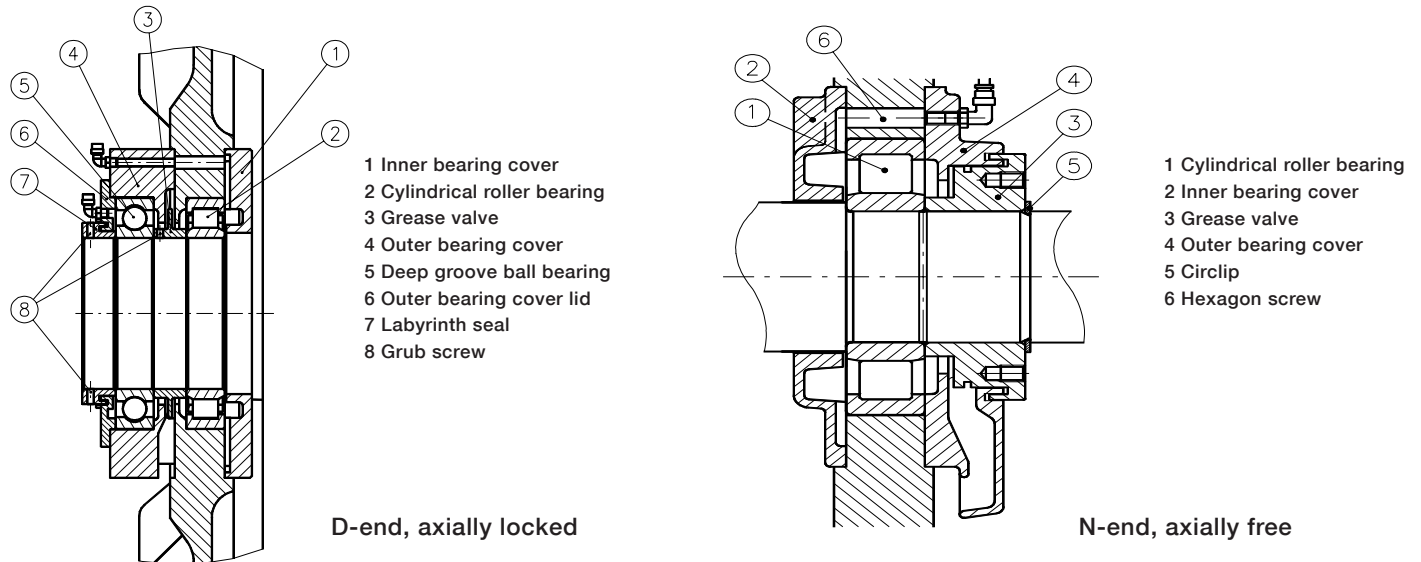
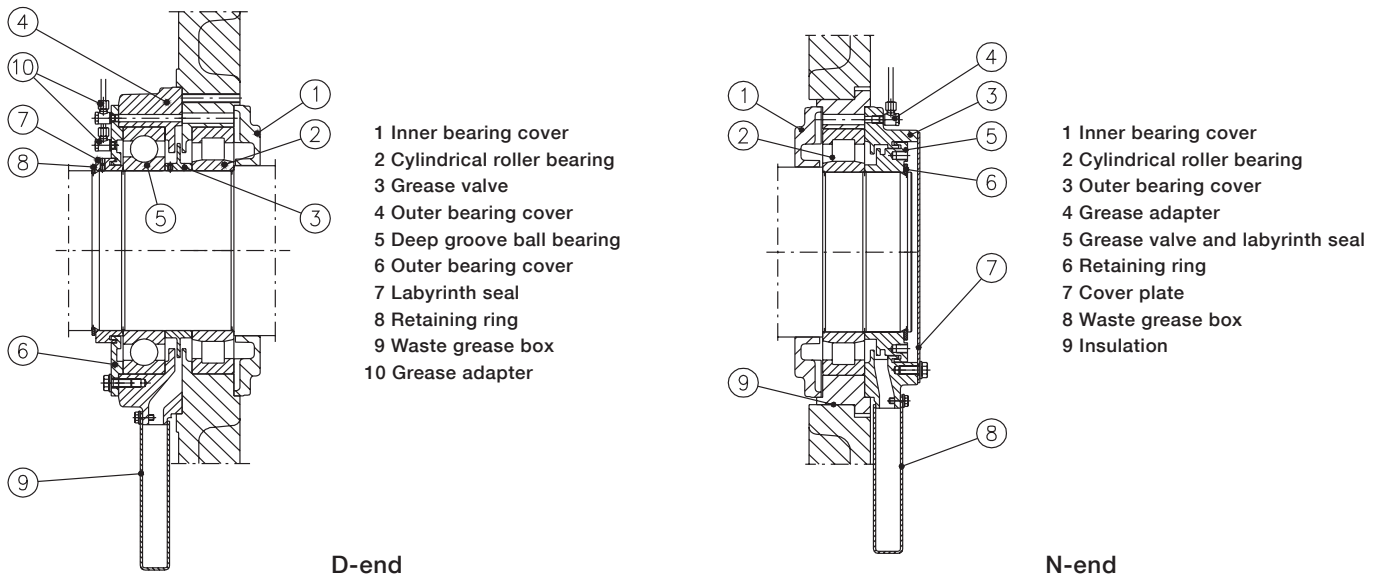


Figure: Standard bearing construction for horizontally mounted motors, AMI 560-630.



Bearing rating life

Most motors with standard bearings have a rated life time L_{10h} in excess of 100000 h. Rated life time for frame 500, 2-pole, may be less than 100000h. The life times are calculated in accordance with ISO R 281-1.

The basic rated life L_{10h} is the number of hours at rated bearing load and speed that 90% of a group of identical bearings will complete or exceed before the first evidence of failure.

Lubrication intervals

The motors are equipped with greasing nipple(s) in both ends for lubricating the bearings. The greasing nipples are located on top of the motor. The amount of grease and the interval of

greasing are stamped on the relubrication plate. The values are also shown in the table below.

Table: Relubrication intervals and grease amount for AXR motors.

Bearing type	Amount of grease [g]	Lubrication intervals in running hours at different speeds [rpm]									
		3600	3000	1800	1500	1200	1000	900	750	600	≤ 500
6317	35	2200	3000	8000	8800	8800	8800	8800	8800	8800	8800
6319	45	1500 ¹⁾	2500 ¹⁾	6600	8800	8800	8800	8800	8800	8800	8800
6324	75	NA	NA	4400	5900	8000	8800	8800	8800	8800	8800
6330	100	NA	NA	3000	3600	5900	8000	8800	8800	8800	8800

¹⁾ Use synthetic grease only

Table: Relubrication intervals and grease amount for HXR motors.

Bearing type	Amount of grease [g]	Lubrication intervals in running hours at different speeds [rpm]					
		3600	3000	1800 - 1500	1200 - 1000	900 - 750	600 - 500
6317	35	800	2200	8800	8800	8800	8800
6319	45	400	1600	6600	8800	8800	8800
6322	60			6600	8800	8800	8800
6324	70			4400	8800	8800	8800
6326	80			4400	8800	8800	8800
6034	55			1600	3300	6600	8800
NU1034	55			1600	3300	4400	8800
NU322	60			3300	4400	4400	8800
7317	35		1100	4400	4400	4400	6600
7319	45		800	3300	4400	4400	6600
7322	60			3300	4400	4400	6600
7324	70			2200	4400	4400	6600

NB: Ball bearings on vertical motors should be lubricated twice as frequently as horizontal motors. The motor type is indicated by the first letter of the bearing type (6).

Table: Relubrication intervals and grease amount for AMI motors.

Bearing type	Amount of grease [g]	Lubrication intervals in running hours at different speeds [rpm]									
		3600	3000	1800	1500	1200	1000	900	750	600	≤ 500
6317	35	2200	3000	8000	8800	8800	8800	8800	8800	8800	8800
6319	45	1500 ¹⁾	2500 ¹⁾	6600	8800	8800	8800	8800	8800	8800	8800
6322	60	NA	NA	5100	6600	8800	8800	8800	8800	8800	8800
6324	75	NA	NA	4400	5900	8000	8800	8800	8800	8800	8800
6326	80	NA	NA	3600	5100	7300	8800	8800	8800	8800	8800
6330	100	NA	NA	3000	3600	5900	8000	8800	8800	8800	8800
_034	55	NA	NA	3000	5100	6600	8800	8800	8800	8800	8800
6334	130	NA	NA	2200	3000	5100	6600	8000	8800	8800	8800
_038	70	NA	NA	2200	3600	5900	8000	8800	8800	8800	8800
6338	160	NA	NA	1500	2200	4400	5900	6600	8800	8800	8800
_044	95	NA	NA	NA	NA	4400	5900	7300	8800	8800	8800
6344	200	NA	NA	NA	NA	3000	4400	5100	7300	8800	8800
_048	100	NA	NA	NA	NA	3600	5100	6600	8000	8800	8800
6348	240	NA	NA	NA	NA	2200	3600	4400	5900	8000	8800

¹⁾ Use synthetic grease only

NB: The lubrication intervals in the table are based for standard lithium soap based greases with the bearing temperature of 70°C (158°F).

NB: External load can cause shorter re-lubrication interval or different type grease

NB: Re-lubrication intervals are defined based on the roller bearings (NU) in order to make to maintenance work simpler (the shortest relubrication interval is valid).

Sleeve bearings

The axial float of rotor is as standard ± 8 mm from mechanical center. The running center locates within the float area and therefore operation is also allowed while motor is uncoupled, e.g. during test run. A pointer showing running center with regard to end limits is available as standard. Continuous axial forces are not permitted and therefore limiting type coupling is needed to ensure rotor location within axial float range. On request, when special axial float is at least ± 3 mm, magnetic running center can be adjusted within ± 2.4 mm from mechanical center (option).

Sleeve bearings are generally self-cooled, oil ring lubricated but some require external flood lubrication. Please see the lubrication table below for standard lubrication requirements based on a maximum 40 °C ambient and 50 Hz operation. Consult ABB for ambient temperatures above 40 °C, and/or for self-cooling of bearings where flood lubrication is standard. Those units requiring flood lubrication are supplied with provisions only. Refer oil supply pressure, type of oil, and location of provisions to factory for review prior to order acceptance.

Table: Sleeve bearings and lubrication method.

Frame size	Poles	D-end bearing	N-end bearing	Lubrication Method
AXR 355	2	EFNLB 9-80	EFNLQ 9-80	Self lubrication
AXR 355	≥4	EFNLB 9-90	EFNLQ 9-90	Self lubrication
AXR 400	2 (50Hz)	EFNLB 9-80	EFNLQ 9-80	Self lubrication
AXR 400	2 (60Hz)	EMNLB 9s-80	EMNLB 9s-80	Self lubrication
AXR 400	≥4	EFNLB 9-100	EFNLQ 9-100	Self lubrication
AXR 450	2	EMNLB 9s-80	EMNLB 9s-80	Self lubrication
AXR 450	4	EMNLB 9s-90	EMNLB 9s-90	Self lubrication
AXR 450	≥6	EMNLB 9s-100	EMNLB 9s-100	Self lubrication
AXR 500	2	EMZLB 9s-90	EMZLB 9s-90	Oil circulation ¹⁾
AXR 500	≥4	EFNLB 14-125	EFNLQ 11-125	Self lubrication
HXR 355	2	EFZLB 9-80	EFZLQ 9-80	Oil circulation ¹⁾
HXR 355	≥4	EFZLB 9-90	EFZLQ 9-90	Self lubrication
HXR 400	2	EFZLB 9-80	EFZLQ 9-80	Oil circulation ¹⁾
HXR 400	≥4	EFZLB 9-100	EFZLQ 9-100	Self lubrication
HXR 450	2	EFZLB 9-80	EFZLQ 9-80	Oil circulation ¹⁾
HXR 450	4	EFZLB 9-100	EFZLQ 9-100	Oil circulation ¹⁾
HXR 450	≥6	EFZLB 9-100	EFZLQ 9-100	Self lubrication
HXR 500	2	EFZLB 9-90	EFZLQ 9-90	Oil circulation ¹⁾
HXR 500	4	EFZLB 11-100	EFZLQ 9-100	Oil circulation ¹⁾
HXR 500	≥6	EFZLB 11-100	EFZLQ 9-100	Self lubrication
HXR 560	2	EFZLB 14-125	EFZLQ 14-125	Oil circulation
HXR 560	4	EFZLB 14-125	EFZLQ 14-125	Oil circulation ¹⁾
HXR 560	6	EFZLB 14-125	EFZLQ 14-125	Self lubrication
HXR 560	≥8	EFZLB 14-140	EFZLQ 14-140	Self lubrication
AMI 400	2	FZLB 9-80	FZLQ 9-80	Self lubrication
AMI 400	≥4	FZLB 9-100	FZLQ 9-100	Self lubrication
AMI 450	2	FZLB 9-80	FZLQ 9-80	Self lubrication
AMI 450	≥4	FZLB 11-125	FZLQ 9-100	Self lubrication
AMI 500	2	FZLB 9-100	FZLQ 9-100	Oil circulation ¹⁾
AMI 500	4	FZLB 14-125	FZLQ 11-125	Self lubrication
AMI 500	≥6	FZLB 14-140	FZLQ 11-125	Self lubrication
AMI 560	2	MZLB 14-140	MZLB 14-140	Oil circulation ¹⁾
AMI 560	4	FNLB 18-160	FNLQ 18-160	Self lubrication
AMI 560	≥6	FNLB 14-180	FNLQ 14-180	Self lubrication
AMI 630	2	MZLB 14-160	MZLB 14-160	Oil circulation ¹⁾
AMI 630	4	FNLB 18-160	FNLQ 18-160	Self lubrication
AMI 630	≥6	FNLB 18-200	FNLQ 18-200	Self lubrication

1) Possibility for self lubrication, please contact ABB

Vertical motors

Vertical motors 355 - 500 have deep groove ball bearing in D-end and single-row angular contact ball bearing in N-end.

The bearing in D-end is axially free in vertical motors when an angular contact ball bearing is mounted in N-end. Standard bearings of vertical motors are stated in table below and the bearing construction is shown in figure below.

Standard bearing solution is designed to carry the weight of the typical coupling half and the weight of the motor rotor only. Any additional radial or axial force caused by driven equipment may require special bearing construction.

Table: Standard bearings for vertical motors.

Frame size	Poles	D-end	N-end
HXR 355	2	6317M/C3	7317 BMP ¹⁾
HXR 355	≥ 4	6322/C3	7319 BMP
HXR 400	2	6317M/C3	7317 BMP ²⁾
HXR 400	≥ 4	6324/C3	7319 BMP
HXR 450	≥ 4	6324/C3	7322 BMP
HXR 500	≥ 4	6326/C3	7324 BMP
AMI 400	≥ 4	6324/C3	7319 BMP
AMi 450	≥ 4	6326/C3	7322 BMP
AMI 500	≥ 4	6330/C3	7324 BMP
AMI 560	≥ 4	6038/C3	1x7330 BCBM
AMI 630	≥ 6	6044/C3	1x7334 BCBM
AXR 315	≥ 2	6317M/C3	7317 BCBM
AXR 355	2	6317M/C3	7317 BCBM
AXR 355	≥ 4	6319M/C3	7317 BCBM
AXR 400	≥ 4	6324M/C3	7319 BCBM
AXR 450	≥ 4	6030M/C3	7324 BCBM
AXR 500	≥ 4	6030M/C3	7326 BCBM

¹⁾ 60 Hz motors have ball bearing 6317M/C3.

²⁾ Only for 50 Hz motors.

Figure: Standard bearing construction of vertically mounted motor, AXR 315-500 and HXR 355-500. On the left the bearing is "axially locked" angular contact ball bearing and on the right is an axially free deep groove ball bearing.

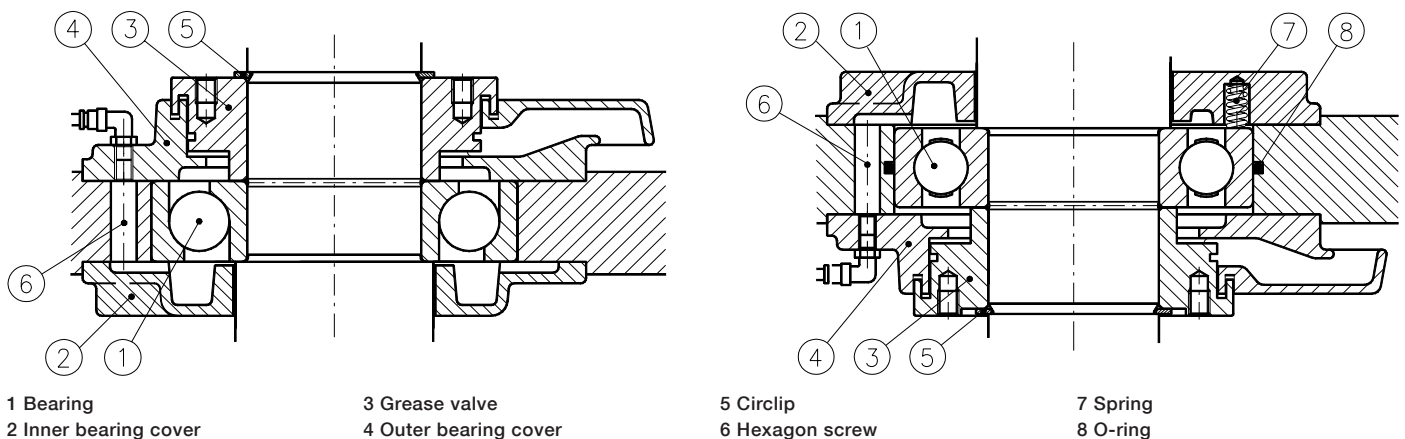
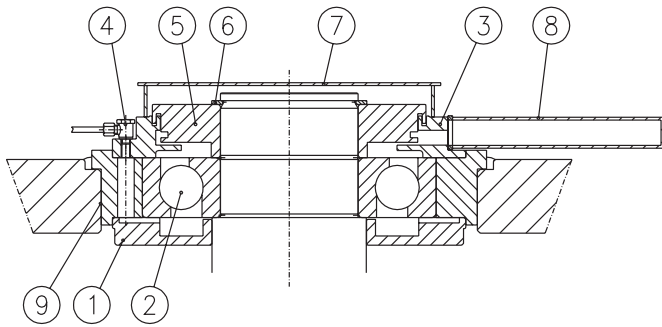
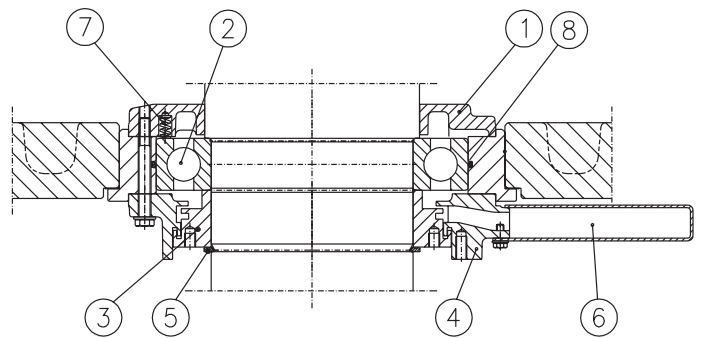


Figure: Standard bearing construction of vertically mounted motor, AMI 400 - 630. On the left the bearing is “axially locked” angular contact ball bearing and on the right is an axially free deep groove ball bearing.



- 1 Inner bearing cover
- 2 Angular contact ball bearing
- 3 Outer bearing cover
- 4 Grease adapter
- 5 Grease valve and labyrinth seal
- 6 Retaining ring
- 7 Cover plate
- 8 Waste grease box
- 9 Insulation



- 1 Inner bearing cover
- 2 Deep groove ball bearing
- 3 Grease valve
- 4 Outer bearing cover
- 5 Retaining ring
- 6 Waste grease box
- 7 Spring
- 8 O-ring

Bearing rating life

The bearing rates for all vertical motors with standard bearings have a rated life time L_{10h} in excess of 100000 h. The life times are calculated in accordance with ISO R 281-1.

The basic rated life L_{10h} is the number of hours at rated bearing load and speed that 90% of a group of identical

bearings will complete or exceed before the first evidence of failure.

Additional axial force from the driven equipment is not allowed.

Lubrication intervals

The motors are equipped with greasing nipple(s) in both ends for lubricating the bearings. The amount of grease and the

interval of greasing are stamped on the relubrication plate. The values are also available in the table on page 61.

Vibrations

Standard design

The standard motors manufactured according to IEC standard satisfy the Grade A vibration limits found in IEC 60034-14. The table shows the maximum accepted values.

Table: Standard design unfiltered vibration limits for IEC motors.

Poles	Speed [rpm]	Bearing housing vibration	Relative shaft vibration	Combined runout
2	$1800 < n \leq 3600$	2.3 mm/s rms	65 μm p-p	16 μm p-p
≥ 4	$n \leq 1800$	2.3 mm/s rms	90 μm p-p	23 μm p-p

Notes

All ratings in this catalog are designed for the following:

- Class F insulation / Maximum temperature rise of 80 °C by resistance
 - Maximum 40 °C ambient
 - Altitude of 1000 meters or less
 - Data presented in rating lists are typical values. Guaranteed values are available on request.
- All engineered motors are optimized for the specified

application. Accurate motor data will be given on request at quotation phase. Legally binding performance and specification data is given to the end user once each order is confirmed.

- Please provide load data and starting requirements to ABB for final design confirmation.

HV rib cooled motors, AXR

690 V - 50 Hz

Technical data for totally enclosed squirrel cage three phase motors

IP55 - IC 411 - Insulation class F, temperature rise class B

Output kW	Motor type	Product ID	Speed r/min	Efficiency		Power factor		I_N A	$\frac{I_s}{I_N}$ pu	I_0 A	T_N Nm	$\frac{T_s}{T_N}$ pu	$\frac{T_{max}}{T_N}$ pu	Rotor inertia kgm ²	Motor weight kg	Sound pressure level L_p dB(A)
				Full load 100 %	3/4 load 75 %	Full load 100 %	3/4 load 75 %									
3000/r min = 2 poles																
690 V 50 Hz																
250	AXR 315MB2	310126	2972	95.8	95.9	0.91	0.90	240	5.7	50	803	0.7	2.3	1.9	1760	80
280	AXR 315MB2	310125	2971	95.9	96.0	0.89	0.88	273	5.5	65	900	0.7	2.2	1.9	1770	80
315	AXR 315MC2	310124	2968	95.9	96.1	0.90	0.90	302	5.1	57	1013	0.7	2.1	2.0	1800	80
355	AXR 315MD2	310123	2971	96.1	96.4	0.91	0.90	339	5.5	67	1141	0.7	2.2	2.2	1890	80
390	AXR 315ME2	310122	2972	96.3	96.4	0.90	0.89	375	5.9	86	1253	0.8	2.4	2.5	1970	80
415	AXR 315ME2	310121	2981	96.6	96.7	0.90	0.90	396	5.9	84	1329	0.7	2.3	3.5	2030	80
450	AXR 355MF2	350123	2970	96.1	96.2	0.91	0.90	430	6.0	88	1447	0.9	2.3	4.3	2440	80
500	AXR 355MG2	350122	2967	96.1	96.3	0.92	0.92	470	6.0	81	1609	1.0	2.4	4.8	2570	80
550	AXR 355MG2	350121	2982	96.7	96.8	0.92	0.92	512	6.0	81	1761	0.7	2.3	6.2	2640	80
560	AXR 400ME2	400125	2974	96.4	96.4	0.91	0.90	533	5.8	101	1798	0.8	2.3	7.1	3110	81
630	AXR 400MG2	400124	2973	96.5	96.5	0.90	0.90	602	5.9	119	2023	0.8	2.2	8.3	3370	81
710	AXR 400MJ2	400123	2975	96.7	96.7	0.91	0.91	671	6.0	120	2279	0.8	2.3	8.6	3470	81
800	AXR 400MK2	400122	2977	96.8	96.9	0.92	0.91	751	6.3	134	2566	0.9	2.4	9.1	3620	81
850	AXR 400MK2	400121	2985	97.1	97.2	0.91	0.91	796	6.1	134	2719	0.7	2.2	11.8	3730	81
900	AXR 450MK2	450124	2977	96.8	96.8	0.90	0.90	856	5.4	152	2887	0.6	2.2	15.9	5130	81
1000	AXR 450MM2	450123	2982	97.0	97.0	0.91	0.90	946	6.0	181	3202	0.5	2.4	16.7	5350	81
1070	AXR 450MN2	450122	2982	97.0	97.1	0.92	0.91	1001	6.1	174	3426	0.6	2.5	16.9	5460	81
1120	AXR 450MN2	450121	2988	97.3	97.3	0.92	0.92	1040	6.1	172	3579	0.5	2.4	22.8	5640	81
1250	AXR 500MM2	500122	2984	97.0	97.0	0.94	0.94	1146	6.0	169	4000	0.6	2.4	23.4	6650	81
1280	AXR 500MM2	500121	2987	97.1	97.1	0.93	0.94	1177	5.8	167	4093	0.6	2.2	32.9	6870	81

Data presented in rating lists are typical values. Guaranteed values on request.

All engineered motors are optimized for the specified application.

Accurate motor data will be given on request at quotation phase.

Legally binding performance and specification data is given to the end user once each order is confirmed.

HV rib cooled motors, AXR

690 V - 50 Hz

Technical data for totally enclosed squirrel cage three phase motors

IP55 - IC 411 - Insulation class F, temperature rise class B

Output kW	Motor type	Product ID	Speed r/min	Efficiency		Power factor		I_N A	$\frac{I_s}{I_N}$ pu	I_0 A	T_N Nm	$\frac{T_s}{T_N}$ pu	$\frac{T_{max}}{T_N}$ pu	Rotor inertia kgm ²	Motor weight kg	Sound pressure level L_p dB(A)
				Full load 100 %	3/4 load 75 %	Full load 100 %	3/4 load 75 %									
1500/r min = 4 poles			690 V 50 Hz													
280	AXR 315MC4	310145	1491	96.2	96.1	0.84	0.80	289	6.2	112	1793	0.7	2.4	4.6	1880	76
315	AXR 315MC4	310144	1490	96.2	96.2	0.86	0.83	320	5.6	110	2019	0.7	2.1	4.7	1900	76
355	AXR 315MC4	310143	1490	96.2	96.3	0.85	0.82	362	5.7	128	2276	0.7	2.2	4.8	1910	76
380	AXR 315MD4	310142	1490	96.3	96.4	0.84	0.80	392	6.0	151	2435	0.7	2.3	5.0	1950	76
420	AXR 315ME4	310141	1490	96.5	96.5	0.85	0.82	427	6.0	155	2691	0.7	2.3	5.6	2040	76
450	AXR 355MF4	350143	1484	96.1	96.2	0.85	0.82	460	5.6	157	2896	1.0	2.2	6.3	2430	76
500	AXR 355MH4	350142	1485	96.2	96.2	0.84	0.81	516	5.9	189	3215	1.1	2.3	6.8	2530	76
550	AXR 355MH4	350141	1490	96.5	96.5	0.85	0.82	560	5.8	188	3524	0.8	2.1	8.8	2620	76
630	AXR 400MF4	400144	1487	96.2	96.1	0.85	0.82	648	5.9	222	4047	1.0	2.2	11.6	3180	81
710	AXR 400MH4	400143	1487	96.3	96.3	0.85	0.82	727	5.8	241	4560	1.0	2.1	13.3	3420	81
800	AXR 400ML4	400142	1488	96.4	96.4	0.84	0.81	828	6.0	293	5134	1.0	2.1	15.0	3640	81
870	AXR 400ML4	400141	1492	96.7	96.6	0.85	0.83	888	6.0	285	5569	0.9	2.0	18.8	3760	81
900	AXR 450MJ4	450144	1488	96.6	96.6	0.88	0.87	881	5.8	244	5776	0.8	2.2	23.4	4840	81
1000	AXR 450ML4	450143	1490	96.7	96.7	0.87	0.84	997	6.0	317	6411	0.8	2.3	25.3	5050	81
1120	AXR 450MM4	450142	1490	96.8	96.7	0.86	0.83	1130	6.1	383	7179	0.8	2.3	28.2	5360	81
1200	AXR 450MM4	450141	1494	97.0	96.9	0.86	0.84	1202	6.0	384	7670	0.6	2.2	36.3	5550	81
1250	AXR 500MK4	500144	1489	96.9	96.9	0.89	0.88	1209	5.4	307	8017	0.6	2.1	33.8	6380	81
1400	AXR 500MM4	500143	1491	97.0	96.9	0.87	0.85	1381	6.0	430	8969	0.7	2.3	38.6	6750	81
1500	AXR 500MP4	500142	1490	97.1	97.1	0.90	0.88	1442	6.0	379	9613	0.7	2.3	42.3	7110	81
1600	AXR 500MP4	500141	1494	97.2	97.2	0.90	0.89	1530	5.7	363	10230	0.6	2.1	58.6	7400	81

Data presented in rating lists are typical values. Guaranteed values on request.

All engineered motors are optimized for the specified application.

Accurate motor data will be given on request at quotation phase.

Legally binding performance and specification data is given to the end user once each order is confirmed.

HV rib cooled motors, AXR

690 V - 50 Hz

Technical data for totally enclosed squirrel cage three phase motors

IP55 - IC 411 - Insulation class F, temperature rise class B

Output kW	Motor type	Product ID	Speed r/min	Efficiency		Power factor		I_N A	$\frac{I_s}{I_N}$ pu	I_0 A	T_N Nm	$\frac{T_s}{T_N}$ pu	$\frac{T_{max}}{T_N}$ pu	Rotor inertia kgm ²	Motor weight kg	Sound pressure level L_p dB(A)
				Full load 100 %	3/4 load 75 %	Full load 100 %	3/4 load 75 %									
1000/r min = 6 poles																
690 V 50 Hz																
250	AXR 315MD6	310163	991	95.9	95.9	0.78	0.73	279	5.2	132	2408	0.8	2.1	4.8	1910	73
280	AXR 315MD6	310162	991	95.9	96.1	0.79	0.74	309	5.0	138	2698	0.8	2.0	5.0	1950	73
325	AXR 315ME6	310161	992	96.1	96.2	0.78	0.73	362	5.3	170	3130	0.8	2.1	5.7	2060	73
400	AXR 355MH6	350162	988	95.6	95.6	0.79	0.73	446	5.6	212	3867	1.1	2.3	7.2	2600	74
450	AXR 355MH6	350161	992	96.1	96.1	0.80	0.75	489	5.3	212	4332	0.8	2.1	9.3	2680	74
500	AXR 400MH6	420003	991	96.1	96.1	0.85	0.82	513	5.9	182	4817	0.9	2.2	17.7	3210	74
560	AXR 400MK6	420103	992	96.2	96.1	0.84	0.80	582	6.3	227	5390	1.0	2.3	19.8	3390	74
630	AXR 400ML6	420102	993	96.2	96.1	0.82	0.78	667	6.1	278	6060	0.9	2.3	23.2	3700	74
675	AXR 400ML6	420104	995	96.5	96.3	0.84	0.80	700	6.1	265	6477	0.7	2.1	30.2	3870	74
710	AXR 450MH6	450164	992	96.5	96.5	0.85	0.82	721	5.9	258	6836	0.8	2.3	31.5	4670	77
800	AXR 450MK6	450163	992	96.6	96.6	0.86	0.83	807	5.9	279	7701	0.8	2.3	35.6	4960	77
930	AXR 450MP6	450162	992	96.7	96.8	0.87	0.85	920	6.0	286	8955	0.9	2.2	42.3	5440	77
1000	AXR 450MP6	450161	995	96.9	97.0	0.88	0.86	984	5.9	277	9601	0.8	2.0	55.2	5680	77
1100	AXR 500ML6	500164	992	96.8	96.8	0.87	0.84	1096	5.9	359	10589	0.8	2.3	51.1	6460	77
1250	AXR 500MP6	500163	993	96.9	96.9	0.86	0.83	1251	6.1	432	12026	0.9	2.4	58.3	6920	77
1400	AXR 500MR6	500162	994	97.0	97.0	0.84	0.80	1438	6.1	563	13456	0.8	2.4	66.4	7450	77
1550	AXR 500MR6	500161	996	97.2	97.2	0.86	0.83	1555	6.0	521	14866	0.6	2.2	87.4	7770	77

Data presented in rating lists are typical values. Guaranteed values on request.

All engineered motors are optimized for the specified application.

Accurate motor data will be given on request at quotation phase.

Legally binding performance and specification data is given to the end user once each order is confirmed.

HV rib cooled motors, AXR

Technical data for totally enclosed squirrel cage three phase motors

690 V - 50 Hz

IP55 - IC 411 - Insulation class F, temperature rise class B

Output kW	Motor type	Product ID	Speed r/min	Efficiency		Power factor		I_N A	$\frac{I_s}{I_N}$ pu	I_0 A	T_N Nm	$\frac{T_s}{T_N}$ pu	$\frac{T_{max}}{T_N}$ pu	Rotor inertia kgm ²	Motor weight kg	Sound pressure level L_p dB(A)
				Full load 100 %	3/4 load 75 %	Full load 100 %	3/4 load 75 %									
750/r min = 8 poles			690 V 50 Hz													
200	AXR 400MC8	400189	741	94.8	94.7	0.80	0.75	220	5.6	101	2578	1.1	2.4	13.1	2730	74
250	AXR 400MC8	400188	738	94.7	95.0	0.83	0.80	266	4.5	99	3236	0.8	1.9	13.1	2740	74
280	AXR 400MC8	400187	740	95.0	95.0	0.79	0.73	313	5.4	150	3613	1.1	2.3	13.1	2740	74
315	AXR 400ME8	400186	741	95.2	95.1	0.79	0.73	351	5.8	169	4060	1.2	2.5	15.7	2970	74
355	AXR 400MG8	400185	741	95.3	95.2	0.79	0.73	395	5.9	192	4574	1.2	2.5	17.1	3080	74
400	AXR 400MH8	400184	741	95.4	95.3	0.79	0.73	445	6.0	217	5153	1.2	2.5	19.0	3250	74
450	AXR 400MK8	400183	741	95.5	95.5	0.80	0.74	495	6.1	236	5796	1.3	2.5	21.9	3510	74
510	AXR 400MM8	400182	742	95.6	95.5	0.77	0.71	579	6.1	299	6563	1.2	2.6	24.3	3730	74
570	AXR 400MM8	400181	745	96.0	95.9	0.79	0.74	625	6.0	286	7310	1.1	2.2	30.2	3860	74
630	AXR 450ML8	450183	743	96.0	95.9	0.81	0.76	679	5.8	299	8099	1.0	2.3	38.9	5090	76
740	AXR 450MP8	450182	743	96.1	96.0	0.80	0.74	808	6.0	376	9507	1.1	2.4	44.8	5510	76
820	AXR 450MP8	450181	745	96.5	96.4	0.81	0.77	873	5.8	363	10506	0.9	2.1	56.7	5730	76
900	AXR 500MM8	500184	743	96.1	95.9	0.80	0.76	974	5.6	425	11560	0.9	2.2	54.2	6550	78
1000	AXR 500MP8	500183	743	96.2	96.1	0.81	0.77	1071	5.5	449	12845	0.9	2.2	61.7	7000	78
1150	AXR 500MR8	500182	744	96.4	96.3	0.81	0.77	1230	5.4	517	14764	0.8	2.2	69.9	7550	78
1250	AXR 500MR8	500181	746	96.7	96.6	0.83	0.80	1306	5.2	478	16004	0.7	1.9	90.3	7850	78

Data presented in rating lists are typical values. Guaranteed values on request.

All engineered motors are optimized for the specified application.

Accurate motor data will be given on request at quotation phase.

Legally binding performance and specification data is given to the end user once each order is confirmed.

HV rib cooled motors, AXR

690 V - 50 Hz

Technical data for totally enclosed squirrel cage three phase motors

IP55 - IC 411 - Insulation class F, temperature rise class B

Output kW	Motor type	Product ID	Speed r/min	Efficiency		Power factor		I_N A	$\frac{I_s}{I_N}$ pu	I_0 A	T_N Nm	$\frac{T_s}{T_N}$ pu	$\frac{T_{max}}{T_N}$ pu	Rotor inertia kgm ²	Motor weight kg	Sound pressure level L_p dB(A)
				Full load 100 %	3/4 load 75 %	Full load 100 %	3/4 load 75 %									
600/r min = 10 poles				690 V 50Hz												
160	AXR 400MC10	4001108	591	93.7	93.7	0.74	0.68	194	4.2	99	2587	0.8	1.9	13.0	2740	74
200	AXR 400MD10	4001107	591	93.8	93.8	0.73	0.67	245	4.2	129	3233	0.9	1.9	13.8	2800	74
224	AXR 400ME10	4001106	591	94.0	93.9	0.72	0.66	275	4.4	147	3619	0.9	2.0	15.1	2920	74
250	AXR 400MF10	4001105	592	94.1	93.9	0.71	0.64	314	4.6	179	4034	1.0	2.1	16.7	3060	74
280	AXR 400MH10	4001104	592	94.3	94.1	0.72	0.66	345	4.6	189	4519	1.0	2.1	18.9	3250	74
315	AXR 400MK10	4001103	592	94.4	94.3	0.73	0.66	385	4.6	208	5083	1.0	2.0	21.3	3470	74
355	AXR 400MM10	4001102	592	94.5	94.4	0.73	0.66	433	4.7	234	5727	1.0	2.1	24.3	3730	74
400	AXR 400MM10	4001101	595	95.1	95.0	0.74	0.69	475	4.4	232	6422	0.8	1.8	30.6	3870	74
450	AXR 450MK10	4501104	593	95.6	95.6	0.75	0.69	527	4.5	263	7244	0.9	1.9	35.6	4860	75
530	AXR 450MM10	4501103	593	95.7	95.8	0.75	0.70	614	4.5	297	8533	0.9	1.9	40.3	5190	75
580	AXR 450MP10	4501102	594	95.8	95.7	0.73	0.67	690	4.9	367	9326	1.0	2.1	45.0	5500	75
640	AXR 450MP10	4501101	596	96.2	96.1	0.75	0.70	742	4.7	363	10256	0.8	1.9	56.9	5720	75
710	AXR 500MM10	5001105	594	95.9	95.9	0.76	0.70	820	4.7	399	11422	0.9	2.0	54.6	6520	75
800	AXR 500MN10	5001104	593	96.0	96.0	0.76	0.71	915	4.6	432	12874	0.9	1.9	59.7	6820	75
870	AXR 500MQ10	5001103	593	96.0	96.1	0.77	0.72	988	4.7	460	13999	0.9	1.9	66.8	7230	75
940	AXR 500MR10	5001102	594	96.1	96.1	0.76	0.70	1081	4.9	529	15115	0.9	2.0	72.6	7570	75
1050	AXR 500MR10	5001101	596	96.6	96.5	0.77	0.73	1176	4.8	532	16823	0.7	1.9	90.1	7830	75

Data presented in rating lists are typical values. Guaranteed values on request.

All engineered motors are optimized for the specified application.

Accurate motor data will be given on request at quotation phase.

Legally binding performance and specification data is given to the end user once each order is confirmed.

HV rib cooled motors, AXR

690 V - 50 Hz

Technical data for totally enclosed squirrel cage three phase motors

IP55 - IC 411 - Insulation class F, temperature rise class B

Output kW	Motor type	Product ID	Speed r/min	Efficiency		Power factor		I_N A	$\frac{I_s}{I_N}$ pu	I_0 A	T_N Nm	$\frac{T_s}{T_N}$ pu	$\frac{T_{max}}{T_N}$ pu	Rotor inertia kgm ²	Motor weight kg	Sound pressure level L_p dB(A)
				Full load 100 %	3/4 load 75 %	Full load 100 %	3/4 load 75 %									
500/r min = 12 poles																
690 V 50Hz																
140	AXR 400MD12	4001128	491	92.8	92.6	0.68	0.61	185	4.0	109	2724	0.9	1.9	13.1	2730	74
160	AXR 400MD12	4001127	491	92.9	92.8	0.68	0.61	212	4.0	126	3113	1.0	1.9	13.9	2810	74
180	AXR 400ME12	4001126	491	93.1	93.0	0.68	0.61	237	4.0	139	3502	1.0	1.9	15.2	2920	74
200	AXR 400MG12	4001125	491	93.3	93.1	0.68	0.61	265	4.1	158	3889	1.0	2.0	16.6	3050	74
224	AXR 400MH12	4001124	492	93.5	93.2	0.67	0.59	300	4.3	185	4350	1.1	2.1	19.0	3260	74
250	AXR 400MK12	4001123	492	93.6	93.3	0.68	0.61	330	4.3	198	4855	1.1	2.1	21.8	3500	74
280	AXR 400MM12	4001122	492	93.7	93.4	0.67	0.60	373	4.4	229	5434	1.1	2.1	24.5	3740	74
320	AXR 400MM12	4001121	495	94.5	94.2	0.69	0.62	412	4.3	240	6170	0.8	2.0	30.6	3870	74
355	AXR 450MM12	4501123	493	94.3	94.0	0.69	0.62	458	4.4	270	6874	0.9	2.1	40.4	5130	74
410	AXR 450MQ12	4501122	493	94.4	94.1	0.68	0.61	532	4.5	318	7934	1.0	2.2	47.0	5580	74
460	AXR 450MQ12	4501121	495	95.0	94.7	0.71	0.65	574	4.2	310	8866	0.8	1.8	57.6	5770	74
500	AXR 500ML12	5001125	494	95.0	94.8	0.70	0.64	630	3.9	342	9658	0.7	1.8	50.8	6370	74
560	AXR 500MP12	5001124	495	94.9	94.6	0.70	0.63	710	4.2	396	10812	0.8	1.9	60.1	6870	74
630	AXR 500MR12	5001123	494	95.0	94.7	0.71	0.65	784	4.2	422	12167	0.8	1.8	68.4	7360	74
670	AXR 500MS12	5001122	495	95.0	94.6	0.68	0.61	863	4.5	505	12924	0.9	2.0	74.1	7690	74
750	AXR 500MS12	5001121	497	95.6	95.2	0.69	0.63	948	4.3	528	14418	0.7	1.9	93.7	7980	74

Data presented in rating lists are typical values. Guaranteed values on request.

All engineered motors are optimized for the specified application.

Accurate motor data will be given on request at quotation phase.

Legally binding performance and specification data is given to the end user once each order is confirmed.

HV rib cooled motors, AXR

3000 V - 50 Hz

Technical data for totally enclosed squirrel cage three phase motors

IP55 - IC 411 - Insulation class F, temperature rise class B

Output kW	Motor type	Product ID	Speed r/min	Efficiency		Power factor		I_N A	$\frac{I_s}{I_N}$ pu	I_0 A	T_N Nm	$\frac{T_s}{T_N}$ pu	$\frac{T_{max}}{T_N}$ pu	Rotor inertia kgm ²	Motor weight kg	Sound pressure level L_p dB(A)
				Full load 100 %	3/4 load 75 %	Full load 100 %	3/4 load 75 %									
3000/r min = 2 poles				3000 V 50 Hz												
125	AXR 315MA2	310329	2972	94.7	94.4	0.91	0.90	28	5.7	6	402	0.7	2.4	1.7	1670	80
160	AXR 315MA2	310328	2968	94.9	94.9	0.91	0.91	35	5.5	7	515	0.7	2.3	1.7	1670	80
200	AXR 315MA2	310327	2965	95.1	95.2	0.91	0.91	44	5.2	8	644	0.7	2.1	1.7	1680	80
250	AXR 315MB2	310326	2968	95.5	95.7	0.90	0.89	56	5.3	12	804	0.7	2.2	1.8	1710	80
280	AXR 315MB2	310325	2969	95.7	95.9	0.90	0.89	62	5.6	14	901	0.7	2.3	2.0	1760	80
315	AXR 315MC2	310324	2970	95.9	96.1	0.90	0.89	70	5.6	15	1013	0.7	2.3	2.2	1840	80
355	AXR 315MD2	310323	2972	96.1	96.3	0.90	0.89	78	5.8	17	1141	0.7	2.3	2.4	1920	80
380	AXR 315ME2	310322	2973	96.2	96.4	0.91	0.90	84	5.7	17	1221	0.7	2.3	2.7	2000	80
400	AXR 315ME2	310321	2981	96.5	96.6	0.91	0.90	87	5.8	16	1281	0.7	2.2	3.7	2070	80
450	AXR 355ME2	350324	2973	96.1	96.2	0.91	0.90	99	6.0	21	1445	0.8	2.3	4.0	2350	80
500	AXR 355MF2	350323	2973	96.2	96.4	0.91	0.90	109	6.0	22	1606	0.8	2.4	4.3	2440	80
530	AXR 355MG2	350322	2974	96.4	96.4	0.91	0.90	116	6.1	24	1702	0.8	2.4	4.6	2540	80
560	AXR 355MG2	350321	2982	96.6	96.7	0.91	0.90	122	6.0	23	1793	0.7	2.2	6.1	2610	80
630	AXR 400MF2	400325	2976	96.5	96.6	0.91	0.91	137	5.8	25	2022	0.8	2.3	7.5	3200	81
710	AXR 400MH2	400324	2978	96.7	96.8	0.92	0.92	153	6.0	25	2277	0.8	2.3	8.4	3430	81
800	AXR 400MK2	400323	2977	96.8	96.9	0.92	0.92	172	6.1	27	2566	0.9	2.3	9.4	3670	81
840	AXR 400ML2	400322	2978	96.9	96.9	0.91	0.91	182	6.2	33	2693	0.8	2.3	9.8	3750	81
900	AXR 400ML2	400321	2986	97.2	97.2	0.91	0.91	194	6.1	33	2878	0.7	2.2	12.6	3870	81
1000	AXR 450MM2	450323	2980	96.9	96.9	0.92	0.91	216	6.1	37	3204	0.7	2.5	16.7	5300	81
1100	AXR 450MN2	450322	2981	97.0	97.0	0.91	0.90	239	6.3	46	3524	0.7	2.5	18.1	5540	81
1130	AXR 450MN2	450321	2986	97.2	97.1	0.90	0.90	246	6.1	45	3614	0.6	2.3	22.8	5700	81
1250	AXR 500MN2	500323	2983	96.9	96.9	0.92	0.92	267	5.8	45	4001	0.6	2.2	25.3	6740	81
1500	AXR 500MR2	500322	2984	97.1	97.1	0.92	0.92	320	6.0	53	4800	0.6	2.2	30.4	7470	81
1550	AXR 500MR2	500321	2987	97.3	97.2	0.92	0.92	332	5.9	53	4955	0.6	2.1	39.2	7690	81

Data presented in rating lists are typical values. Guaranteed values on request.

All engineered motors are optimized for the specified application.

Accurate motor data will be given on request at quotation phase.

Legally binding performance and specification data is given to the end user once each order is confirmed.

HV rib cooled motors, AXR

Technical data for totally enclosed squirrel cage three phase motors

3000 V - 50 Hz

IP55 - IC 411 - Insulation class F, temperature rise class B

Output kW	Motor type	Product ID	Speed r/min	Efficiency		Power factor		I_N A	$\frac{I_s}{I_N}$ pu	I_0 A	T_N Nm	$\frac{T_s}{T_N}$ pu	$\frac{T_{max}}{T_N}$ pu	Rotor inertia kgm ²	Motor weight kg	Sound pressure level L_p dB(A)
				Full load 100 %	3/4 load 75 %	Full load 100 %	3/4 load 75 %									
1500/r min = 4 poles			3000 V 50 Hz													
125	AXR 315MA4	310349	1481	94.5	94.4	0.85	0.82	30	5.3	11	806	0.9	2.2	2.8	1650	76
160	AXR 315MA4	310348	1482	94.9	94.8	0.83	0.79	39	5.7	15	1031	1.0	2.3	2.8	1650	76
200	AXR 315MA4	310347	1481	95.0	95.1	0.83	0.79	49	5.7	20	1290	1.0	2.3	2.8	1660	76
224	AXR 315MB4	310346	1481	95.2	95.2	0.83	0.79	54	5.7	21	1445	1.0	2.3	3.0	1700	76
250	AXR 315MB4	310345	1481	95.4	95.4	0.83	0.78	61	5.8	25	1611	1.1	2.3	3.2	1750	76
280	AXR 315MC4	310344	1481	95.4	95.5	0.84	0.80	67	5.8	26	1805	1.1	2.3	3.6	1800	76
315	AXR 315MD4	310343	1481	95.6	95.8	0.85	0.82	75	5.9	27	2031	1.1	2.3	4.0	1900	76
360	AXR 315ME4	310342	1482	95.8	95.9	0.84	0.80	86	5.9	33	2319	1.1	2.3	4.5	2000	76
400	AXR 315ME4	310341	1490	96.2	96.3	0.84	0.81	95	5.7	34	2564	0.9	2.0	5.7	2060	76
450	AXR 355MF4	350343	1484	95.9	95.9	0.85	0.82	106	5.7	37	2895	1.0	2.2	6.4	2430	79
530	AXR 355MH4	350342	1486	96.1	96.1	0.85	0.81	125	6.1	46	3407	1.1	2.3	7.4	2610	79
570	AXR 355MH4	350341	1489	96.3	96.3	0.85	0.83	133	5.9	44	3654	1.0	2.1	9.4	2700	79
630	AXR 400MG4	400344	1487	96.3	96.2	0.87	0.84	145	6.0	49	4045	0.9	2.3	11.9	3260	81
710	AXR 400MJ4	400343	1487	96.4	96.4	0.88	0.85	162	5.9	50	4560	0.9	2.3	13.6	3490	81
800	AXR 400MM4	400342	1487	96.5	96.5	0.88	0.86	181	5.9	54	5138	0.9	2.2	15.4	3760	81
900	AXR 400MM4	400341	1492	96.8	96.8	0.88	0.87	203	6.0	53	5760	0.8	2.0	20.5	3910	81
1000	AXR 450ML4	450343	1489	96.7	96.6	0.87	0.84	230	5.9	73	6412	0.8	2.2	26.8	5150	81
1120	AXR 450MP4	450342	1490	96.8	96.7	0.86	0.83	260	5.9	88	7177	0.8	2.2	30.1	5500	81
1200	AXR 450MP4	450341	1494	97.0	96.8	0.86	0.84	275	6.0	85	7672	0.7	2.1	38.5	5710	81
1250	AXR 500MK4	500345	1490	96.9	96.8	0.88	0.85	284	5.9	88	8010	0.7	2.3	34.4	6340	81
1400	AXR 500MN4	500344	1490	97.0	96.9	0.88	0.86	314	5.9	91	8972	0.7	2.3	39.1	6750	81
1500	AXR 500MP4	500343	1491	97.0	97.0	0.88	0.85	340	5.9	103	9609	0.7	2.2	42.9	7070	81
1650	AXR 500MR4	500342	1491	97.1	97.0	0.87	0.85	375	6.1	120	10565	0.7	2.3	47.3	7440	81
1750	AXR 500MR4	500341	1495	97.2	97.1	0.88	0.86	393	6.2	114	11182	0.6	2.2	63.0	7730	81

Data presented in rating lists are typical values. Guaranteed values on request.

All engineered motors are optimized for the specified application.

Accurate motor data will be given on request at quotation phase.

Legally binding performance and specification data is given to the end user once each order is confirmed.

HV rib cooled motors, AXR

3000 V - 50 Hz

Technical data for totally enclosed squirrel cage three phase motors

IP55 - IC 411 - Insulation class F, temperature rise class B

Output kW	Motor type	Product ID	Speed r/min	Efficiency		Power factor		I_N A	$\frac{I_s}{I_N}$ pu	I_0 A	T_N Nm	$\frac{T_s}{T_N}$ pu	$\frac{T_{max}}{T_N}$ pu	Rotor inertia kgm ²	Motor weight kg	Sound pressure level L_p dB(A)
				Full load 100 %	3/4 load 75 %	Full load 100 %	3/4 load 75 %									
1000/r min = 6 poles				3000 V 50 Hz												
125	AXR 315MA6	310367	986	94.6	94.6	0.78	0.73	32	5.2	16	1210	1.0	2.3	2.7	1640	73
160	AXR 315MB6	310366	986	94.8	94.9	0.78	0.72	42	5.2	21	1549	1.0	2.3	3.0	1690	73
200	AXR 315MC6	310365	987	95.1	95.2	0.77	0.70	53	5.4	27	1935	1.1	2.3	3.4	1780	73
224	AXR 315MD6	310364	987	95.3	95.4	0.77	0.71	59	5.5	30	2167	1.1	2.3	3.8	1870	73
250	AXR 315ME6	310363	986	95.2	95.4	0.79	0.74	64	5.2	29	2421	1.0	2.2	4.1	1930	73
280	AXR 315MF6	310362	987	95.4	95.6	0.78	0.72	72	5.5	35	2709	1.1	2.3	4.5	2020	73
315	AXR 315MF6	310361	992	95.9	96.0	0.80	0.75	79	5.3	35	3034	0.8	2.0	6.0	2080	73
355	AXR 355MG6	350363	987	95.3	95.4	0.80	0.75	89	5.3	40	3434	1.0	2.2	6.9	2500	74
380	AXR 355MH6	350362	987	95.4	95.5	0.80	0.75	96	5.4	44	3675	1.0	2.2	7.4	2590	74
420	AXR 355MH6	350361	991	95.8	95.9	0.81	0.78	104	5.0	40	4048	0.9	1.8	9.5	2670	74
450	AXR 400MG6	420007	992	95.9	95.9	0.85	0.81	107	5.9	40	4333	0.9	2.2	17.7	3180	74
500	AXR 400MJ6	420006	993	96.0	95.9	0.82	0.78	122	6.0	51	4809	0.8	2.3	20.2	3400	74
560	AXR 400ML6	420009	993	96.1	96.0	0.83	0.79	135	6.1	54	5387	0.8	2.3	22.8	3630	74
630	AXR 400MM6	420008	994	96.3	96.3	0.85	0.83	148	5.9	48	6050	0.9	1.9	30.4	3850	74
710	AXR 450MJ6	450364	992	96.4	96.4	0.86	0.82	166	5.9	59	6834	0.8	2.3	32.7	4700	77
800	AXR 450ML6	450363	992	96.5	96.6	0.87	0.85	183	5.9	58	7704	0.9	2.3	37.8	5050	77
950	AXR 450MP6	450362	993	96.7	96.7	0.85	0.82	222	6.0	81	9138	0.8	2.3	43.7	5490	77
1000	AXR 450MP6	450361	995	96.8	96.8	0.86	0.84	231	5.8	75	9599	0.8	2.1	55.9	5730	77
1120	AXR 500MM6	500364	993	96.8	96.8	0.83	0.79	268	5.9	108	10766	0.8	2.4	51.4	6500	77
1250	AXR 500MP6	500363	994	96.9	96.9	0.83	0.78	300	6.0	125	12012	0.8	2.4	58.4	6910	77
1450	AXR 500MS6	500362	994	97.0	97.0	0.83	0.79	345	6.0	139	13933	0.8	2.4	69.7	7600	77
1570	AXR 500MS6	500361	996	97.2	97.2	0.85	0.82	365	6.1	127	15053	0.7	2.2	92.7	7950	77

Data presented in rating lists are typical values. Guaranteed values on request.

All engineered motors are optimized for the specified application.

Accurate motor data will be given on request at quotation phase.

Legally binding performance and specification data is given to the end user once each order is confirmed.

HV rib cooled motors, AXR

Technical data for totally enclosed squirrel cage three phase motors

3000 V - 50 Hz

IP55 - IC 411 - Insulation class F, temperature rise class B

Output kW	Motor type	Product ID	Speed r/min	Efficiency		Power factor		I_N A	$\frac{I_s}{I_N}$ pu	I_0 A	T_N Nm	$\frac{T_s}{T_N}$ pu	$\frac{T_{max}}{T_N}$ pu	Rotor inertia kgm ²	Motor weight kg	Sound pressure level L_p dB(A)
				Full load 100 %	3/4 load 75 %	Full load 100 %	3/4 load 75 %									
750/r min = 8 poles			3000 V 50Hz													
200	AXR 400MC8	400389	740	94.4	94.5	0.81	0.77	50	5.0	21	2581	0.9	2.2	13.0	2720	74
224	AXR 400MB8	400388	739	94.3	94.6	0.83	0.79	55	4.7	21	2896	0.8	2.0	13.1	2720	74
250	AXR 400MC8	400387	740	94.5	94.6	0.80	0.75	64	5.2	29	3226	1.0	2.2	13.1	2720	74
280	AXR 400MD8	400386	741	94.8	94.8	0.79	0.73	72	5.4	34	3610	1.0	2.3	14.4	2840	74
315	AXR 400MF8	400385	741	95.0	94.9	0.79	0.73	81	5.7	40	4058	1.1	2.5	16.5	3030	74
355	AXR 400MH8	400384	741	95.0	95.1	0.81	0.76	89	5.4	39	4577	1.0	2.3	19.0	3230	74
400	AXR 400MK8	400383	742	95.2	95.1	0.78	0.72	104	5.9	52	5148	1.1	2.6	21.6	3470	74
450	AXR 400MM8	400382	742	95.3	95.2	0.78	0.72	116	5.8	58	5791	1.1	2.5	24.2	3700	74
500	AXR 400MM8	400381	745	95.8	95.7	0.80	0.75	125	5.8	56	6412	1.0	2.2	30.2	3830	74
560	AXR 450MK8	450384	742	95.9	95.9	0.83	0.79	136	5.0	52	7204	0.8	2.0	34.9	4810	76
630	AXR 450MM8	450383	742	96.0	96.1	0.83	0.80	152	5.0	56	8104	0.8	2.0	39.5	5130	76
710	AXR 450MQ8	450382	744	96.1	96.0	0.81	0.76	176	5.8	77	9117	1.0	2.3	44.9	5500	76
780	AXR 450MQ8	450381	745	96.4	96.3	0.83	0.79	187	5.7	73	9991	0.8	2.2	57.8	5730	76
900	AXR 500MN8	500384	744	96.2	96.1	0.82	0.77	220	5.7	92	11557	1.0	2.3	55.2	6570	78
1000	AXR 500MQ8	500383	743	96.3	96.2	0.83	0.79	240	5.6	94	12845	0.9	2.2	63.3	7040	78
1170	AXR 500MS8	500382	744	96.4	96.3	0.80	0.75	292	5.9	133	15009	1.0	2.4	73.5	7670	78
1280	AXR 500MS8	500381	746	96.7	96.5	0.83	0.78	308	6.1	126	16384	0.8	2.3	93.8	7970	78

Data presented in rating lists are typical values. Guaranteed values on request.

All engineered motors are optimized for the specified application.

Accurate motor data will be given on request at quotation phase.

Legally binding performance and specification data is given to the end user once each order is confirmed.

HV rib cooled motors, AXR

3000 V - 50 Hz

Technical data for totally enclosed squirrel cage three phase motors

IP55 - IC 411 - Insulation class F, temperature rise class B

Output kW	Motor type	Product ID	Speed r/min	Efficiency		Power factor		I_N A	$\frac{I_s}{I_N}$ pu	I_0 A	T_N Nm	$\frac{T_s}{T_N}$ pu	$\frac{T_{max}}{T_N}$ pu	Rotor inertia kgm ²	Motor weight kg	Sound pressure level L _p dB(A)
				Full load 100 %	3/4 load 75 %	Full load 100 %	3/4 load 75 %									
600/r min = 10 poles			3000 V 50 Hz													
160	AXR 400MD10	4003107	591	93.2	92.9	0.71	0.64	47	4.8	27	2584	1.1	2.2	13.2	2710	74
200	AXR 400ME10	4003106	591	93.5	93.3	0.71	0.65	58	4.8	33	3230	1.1	2.2	15.4	2910	74
224	AXR 400MF10	4003105	591	93.7	93.4	0.71	0.64	65	4.8	37	3617	1.1	2.2	16.7	3020	74
250	AXR 400MG10	4003104	592	93.8	93.6	0.71	0.64	72	4.9	41	4035	1.1	2.2	18.7	3190	74
280	AXR 400MK10	4003103	592	94.0	93.7	0.71	0.64	81	5.1	47	4517	1.2	2.3	21.1	3400	74
330	AXR 400MM10	4003102	592	94.2	93.9	0.72	0.65	94	5.1	54	5324	1.2	2.3	24.7	3710	74
370	AXR 400MM10	4003101	595	94.8	94.5	0.73	0.67	103	4.8	54	5940	0.9	1.9	30.3	3840	74
400	AXR 450MH10	4503105	593	95.3	95.4	0.75	0.69	108	4.5	54	6440	0.9	1.9	32.1	4560	75
450	AXR 450MK10	4503104	593	95.4	95.5	0.75	0.70	121	4.5	60	7244	0.9	1.9	36.0	4830	75
500	AXR 450MM10	4503103	594	95.6	95.6	0.75	0.69	134	4.7	68	8045	0.9	2.0	40.7	5160	75
560	AXR 450MP10	4503102	594	95.6	95.5	0.73	0.66	154	5.0	84	9001	1.0	2.1	45.4	5470	75
610	AXR 450MP10	4503101	596	96.0	95.9	0.75	0.69	164	4.8	83	9772	0.8	2.0	57.4	5680	75
710	AXR 500MM10	5003104	594	95.8	95.8	0.76	0.71	187	4.7	89	11423	0.9	1.9	55.8	6520	75
800	AXR 500MQ10	5003103	594	95.9	95.9	0.76	0.71	210	4.8	101	12866	0.9	2.0	64.9	7030	75
930	AXR 500MS10	5003102	594	96.0	96.0	0.76	0.71	245	5.0	119	14951	0.9	2.0	76.4	7700	75
1030	AXR 500MS10	5003101	596	96.4	96.4	0.77	0.73	267	4.6	116	16501	0.8	1.7	94.8	7970	75
500/r min = 12 poles			3000 V 50Hz													
140	AXR 400MD12	4003127	492	92.5	92.1	0.65	0.57	45	4.3	29	2717	1.1	2.2	13.6	2760	74
160	AXR 400ME12	4003126	492	92.7	92.4	0.66	0.59	50	4.2	31	3107	1.0	2.1	15.0	2880	74
180	AXR 400MF12	4003125	492	92.9	92.7	0.67	0.60	55	4.2	34	3496	1.0	2.1	16.6	3020	74
200	AXR 400MH12	4003124	492	93.1	92.9	0.68	0.60	61	4.3	37	3883	1.0	2.1	18.8	3210	74
224	AXR 400MK12	4003123	492	93.3	93.0	0.68	0.60	68	4.4	41	4347	1.1	2.1	21.5	3440	74
260	AXR 400MM12	4003122	492	93.4	93.1	0.67	0.60	80	4.5	49	5043	1.1	2.2	24.5	3700	74
300	AXR 400MM12	4003121	495	94.3	94.0	0.69	0.62	89	4.4	51	5783	0.8	2.0	30.6	3840	74
315	AXR 450ML12	4503124	493	94.1	93.8	0.70	0.63	92	4.3	53	6102	0.9	2.1	38.2	4950	74
355	AXR 450MN12	4503123	493	94.2	94.0	0.71	0.65	101	4.2	55	6882	0.8	2.0	42.6	5250	74
390	AXR 450MQ12	4503122	493	94.3	94.1	0.72	0.66	111	4.2	59	7561	0.8	1.9	47.0	5550	74
430	AXR 450MQ12	4503121	496	94.8	94.4	0.70	0.64	124	4.4	69	8285	0.9	1.9	57.6	5710	74
450	AXR 500MK12	5003126	494	94.6	94.5	0.72	0.67	127	3.8	65	8703	0.7	1.7	48.1	6110	74
500	AXR 500MM12	5003125	494	94.7	94.4	0.71	0.65	144	4.1	78	9658	0.8	1.8	55.7	6540	74
560	AXR 500MP12	5003124	494	94.8	94.6	0.72	0.67	157	3.9	79	10825	0.7	1.7	62.0	6910	74
620	AXR 500MR12	5003123	494	94.9	94.6	0.72	0.67	174	4.1	89	11977	0.7	1.8	72.2	7490	74
660	AXR 500MS12	5003122	494	94.9	94.6	0.72	0.66	186	4.1	97	12747	0.8	1.8	76.6	7750	74
740	AXR 500MS12	5003121	497	95.4	95.1	0.70	0.64	213	4.2	116	14226	0.7	1.9	96.9	8060	74

Data presented in rating lists are typical values. Guaranteed values on request.

All engineered motors are optimized for the specified application.

Accurate motor data will be given on request at quotation phase.

Legally binding performance and specification data is given to the end user once each order is confirmed.

HV rib cooled motors, AXR

Technical data for totally enclosed squirrel cage three phase motors

6000 V - 50 Hz

IP55 - IC 411 - Insulation class F, temperature rise class B

Output kW	Motor type	Product ID	Speed r/min	Efficiency		Power factor		I_N A	$\frac{I_s}{I_N}$ pu	I_0 A	T_N Nm	$\frac{T_s}{T_N}$ pu	$\frac{T_{max}}{T_N}$ pu	Rotor inertia kgm ²	Motor weight kg	Sound pressure level L_p dB(A)
				Full load 100 %	3/4 load 75 %	Full load 100 %	3/4 load 75 %									
3000/r min = 2 poles				6000 V 50 Hz												
160	AXR 315MB2	310629	2974	94.7	94.4	0.86	0.82	19	6.5	6	514	0.9	2.9	2.1	1720	80
180	AXR 315MB2	310628	2970	94.7	94.6	0.87	0.84	21	6.0	6	579	0.9	2.6	2.1	1720	80
200	AXR 315MB2	310627	2968	94.8	94.8	0.88	0.86	23	5.8	6	643	0.8	2.4	2.1	1720	80
224	AXR 315MB2	310626	2971	95.0	95.1	0.89	0.87	25	5.8	7	720	0.8	2.3	2.0	1720	80
250	AXR 315MC2	310625	2968	95.3	95.4	0.89	0.87	28	5.8	7	804	0.9	2.3	2.2	1770	80
280	AXR 315MC2	310624	2969	95.5	95.6	0.89	0.88	31	5.7	7	900	0.8	2.2	2.3	1800	80
315	AXR 315MD2	310623	2971	95.7	95.9	0.89	0.88	35	6.0	8	1012	0.9	2.3	2.5	1890	80
355	AXR 315ME2	310622	2975	96.0	96.2	0.90	0.88	39	6.0	9	1139	0.7	2.3	2.6	1950	80
370	AXR 315ME2	310621	2983	96.2	96.4	0.90	0.89	41	5.9	9	1185	0.7	2.2	3.6	2010	80
400	AXR 355ME2	350624	2970	95.7	95.9	0.91	0.90	44	5.9	9	1286	0.9	2.3	4.0	2290	80
450	AXR 355MF2	350623	2971	95.9	96.0	0.90	0.89	50	6.0	11	1446	0.9	2.3	4.5	2420	80
500	AXR 355MG2	350622	2974	96.1	96.2	0.90	0.89	55	6.0	12	1606	0.8	2.3	4.7	2510	80
530	AXR 355MG2	350621	2983	96.5	96.5	0.91	0.90	58	6.1	12	1696	0.7	2.2	6.1	2590	80
560	AXR 400MF2	400625	2975	96.3	96.4	0.91	0.91	61	5.8	10	1797	0.8	2.2	7.5	3170	81
630	AXR 400MG2	400624	2977	96.5	96.6	0.92	0.92	68	5.9	11	2021	0.8	2.3	7.9	3280	81
700	AXR 400MJ2	400623	2979	96.6	96.7	0.92	0.91	76	6.0	13	2244	0.8	2.3	8.9	3500	81
770	AXR 400ML2	400622	2978	96.7	96.8	0.92	0.92	83	6.1	13	2469	0.9	2.3	9.6	3680	81
800	AXR 400ML2	400621	2984	96.9	97.0	0.92	0.93	85	6.0	13	2560	0.7	2.2	12.7	3810	81
900	AXR 450MK2	450624	2980	96.7	96.8	0.91	0.91	98	5.9	18	2884	0.6	2.4	15.6	5030	81
1000	AXR 450MM2	450623	2980	96.8	96.9	0.90	0.90	110	5.9	20	3204	0.6	2.4	17.5	5330	81
1050	AXR 450MN2	450622	2982	96.9	96.9	0.90	0.89	115	6.5	23	3362	0.7	2.6	18.1	5460	81
1100	AXR 450MN2	450621	2986	97.1	97.1	0.90	0.90	120	6.3	23	3517	0.6	2.4	22.6	5610	81
1250	AXR 500MP2	500623	2984	96.9	96.8	0.92	0.92	134	5.9	23	4000	0.6	2.3	26.9	6880	81
1450	AXR 500MR2	500622	2985	97.1	97.0	0.92	0.92	155	6.1	27	4639	0.6	2.3	30.1	7370	81
1500	AXR 500MR2	500621	2988	97.2	97.1	0.92	0.92	161	6.0	27	4795	0.6	2.1	38.8	7580	81

Data presented in rating lists are typical values. Guaranteed values on request.

All engineered motors are optimized for the specified application.

Accurate motor data will be given on request at quotation phase.

Legally binding performance and specification data is given to the end user once each order is confirmed.

HV rib cooled motors, AXR

6000 V - 50 Hz

Technical data for totally enclosed squirrel cage three phase motors

IP55 - IC 411 - Insulation class F, temperature rise class B

Output kW	Motor type	Product ID	Speed r/min	Efficiency		Power factor		I_N A	$\frac{I_s}{I_N}$ pu	I_0 A	T_N Nm	$\frac{T_s}{T_N}$ pu	$\frac{T_{max}}{T_N}$ pu	Rotor inertia kgm ²	Motor weight kg	Sound pressure level L_p dB(A)
				Full load 100 %	3/4 load 75 %	Full load 100 %	3/4 load 75 %									
1500/r min = 4 poles				6000 V 50 Hz												
160	AXR 315MB4	310648	1483	94.3	94.0	0.77	0.70	21	6.0	11	1030	1.0	2.6	3.1	1680	76
200	AXR 315MB4	310647	1484	94.7	94.6	0.81	0.76	25	6.0	11	1287	1.1	2.4	3.0	1670	76
224	AXR 315MC4	310646	1483	95.0	95.0	0.82	0.78	28	5.9	12	1443	1.1	2.3	3.3	1730	76
250	AXR 315MC4	310645	1484	95.2	95.2	0.82	0.77	31	5.9	13	1609	1.1	2.3	3.4	1770	76
280	AXR 315MD4	310644	1483	95.3	95.4	0.84	0.80	34	5.9	13	1803	1.2	2.3	3.7	1820	76
315	AXR 315ME4	310643	1484	95.6	95.6	0.82	0.77	39	5.9	16	2026	1.1	2.3	4.1	1910	76
340	AXR 315ME4	310642	1486	95.8	95.8	0.81	0.76	42	6.1	19	2185	1.0	2.4	4.2	1950	76
370	AXR 315ME4	310641	1490	96.0	96.0	0.83	0.79	45	6.1	18	2371	0.9	2.3	5.6	2020	76
400	AXR 355MF4	350645	1485	95.6	95.6	0.85	0.82	47	6.0	17	2572	1.1	2.3	6.2	2360	79
450	AXR 355MG4	350644	1486	95.8	95.8	0.84	0.80	54	6.0	20	2892	1.0	2.3	6.9	2490	79
480	AXR 355MH4	350643	1486	95.8	95.8	0.83	0.79	58	6.2	24	3084	1.1	2.4	7.3	2560	79
530	AXR 355MH4	350641	1490	96.1	96.0	0.84	0.81	63	6.0	23	3396	1.0	2.1	9.2	2640	79
560	AXR 400MF4	400646	1487	96.0	96.0	0.88	0.87	63	5.8	18	3597	0.8	2.2	11.0	3090	81
630	AXR 400MH4	400645	1488	96.2	96.2	0.88	0.85	72	6.0	22	4043	0.8	2.2	12.3	3280	81
710	AXR 400MK4	400644	1488	96.4	96.4	0.88	0.86	81	5.9	24	4557	0.8	2.2	13.7	3490	81
780	AXR 400ML4	400643	1489	96.5	96.5	0.87	0.85	89	5.9	27	5004	0.8	2.2	15.0	3680	81
850	AXR 400ML4	400641	1493	96.7	96.7	0.88	0.86	97	5.9	28	5438	0.7	2.0	20.1	3840	81
900	AXR 450MK4	450644	1489	96.6	96.5	0.87	0.85	103	5.9	31	5771	0.8	2.2	24.2	4880	81
1000	AXR 450MM4	450643	1490	96.6	96.5	0.85	0.82	117	5.9	41	6407	0.8	2.2	27.9	5210	81
1080	AXR 450MN4	450642	1490	96.6	96.5	0.85	0.82	127	5.8	44	6922	0.8	2.1	29.9	5410	81
1170	AXR 450MN4	450641	1494	96.9	96.7	0.86	0.83	135	6.0	44	7479	0.7	2.1	37.7	5600	81
1250	AXR 500ML4	500644	1490	96.8	96.8	0.88	0.85	142	5.9	44	8010	0.7	2.3	34.8	6340	81
1400	AXR 500MN4	500643	1491	96.9	96.9	0.88	0.85	159	6.1	50	8968	0.7	2.3	40.7	6810	81
1600	AXR 500MR4	500642	1492	97.0	97.0	0.87	0.84	183	6.3	62	10243	0.7	2.4	47.0	7350	81
1700	AXR 500MR4	500641	1495	97.2	97.0	0.88	0.85	192	6.3	59	10861	0.6	2.3	62.4	7640	81

Data presented in rating lists are typical values. Guaranteed values on request.

All engineered motors are optimized for the specified application.

Accurate motor data will be given on request at quotation phase.

Legally binding performance and specification data is given to the end user once each order is confirmed.

HV rib cooled motors, AXR

Technical data for totally enclosed squirrel cage three phase motors

6000 V - 50 Hz

IP55 - IC 411 - Insulation class F, temperature rise class B

Output kW	Motor type	Product ID	Speed r/min	Efficiency		Power factor		I_N A	$\frac{I_s}{I_N}$ pu	I_0 A	T_N Nm	$\frac{T_s}{T_N}$ pu	$\frac{T_{max}}{T_N}$ pu	Rotor inertia kgm ²	Motor weight kg	Sound pressure level L_p dB(A)
				Full load 100 %	3/4 load 75 %	Full load 100 %	3/4 load 75 %									
1000/r min = 6 poles			6000 V 50 Hz													
140	AXR 315MD6	310666	989	94.4	94.0	0.72	0.63	20	6.2	12	1352	1.1	3.1	3.8	1820	73
160	AXR 315MD6	310665	988	94.4	94.3	0.75	0.68	22	6.0	12	1547	1.1	2.8	3.8	1820	73
180	AXR 315MD6	310664	987	94.5	94.5	0.76	0.69	24	6.0	13	1742	1.1	2.7	4.0	1860	73
200	AXR 315ME6	310663	987	94.7	94.7	0.76	0.69	27	6.1	14	1936	1.2	2.8	4.2	1900	73
240	AXR 315ME6	310662	988	95.0	95.1	0.77	0.71	32	5.7	16	2320	1.1	2.4	4.3	1940	73
265	AXR 315ME6	310661	992	95.4	95.5	0.79	0.73	34	5.5	16	2550	0.9	2.2	5.7	2000	73
280	AXR 355MF6	350664	988	94.9	94.9	0.80	0.74	36	5.5	17	2707	1.0	2.3	6.3	2340	74
315	AXR 355MH6	350663	989	95.1	95.1	0.79	0.73	40	5.7	19	3043	1.1	2.4	7.0	2490	74
350	AXR 355MH6	350662	989	95.2	95.2	0.79	0.73	45	5.8	22	3381	1.1	2.4	7.3	2550	74
380	AXR 355MH6	350661	992	95.5	95.5	0.80	0.76	48	5.4	20	3659	1.0	2.0	9.4	2630	74
400	AXR 400MG6	420019	991	95.6	95.4	0.79	0.74	51	5.9	24	3855	1.0	2.4	11.6	3120	74
450	AXR 400MH6	420018	990	95.7	95.6	0.82	0.77	55	5.9	24	4339	1.0	2.4	13.0	3310	74
500	AXR 400MK6	420016	990	95.8	95.7	0.82	0.78	61	5.9	26	4821	1.0	2.3	14.4	3500	74
540	AXR 400MM6	420015	991	95.9	95.7	0.82	0.77	66	6.1	28	5205	1.0	2.4	15.9	3710	74
600	AXR 400MM6	420108	995	96.2	95.8	0.77	0.70	78	6.3	40	5757	0.8	2.5	20.1	3840	74
630	AXR 450MH6	450665	992	96.2	96.2	0.85	0.82	74	6.0	27	6064	0.8	2.3	30.2	4480	77
710	AXR 450MK6	450664	992	96.3	96.3	0.86	0.82	83	6.0	30	6832	0.8	2.3	34.7	4800	77
800	AXR 450MM6	450663	993	96.5	96.4	0.85	0.81	94	6.0	35	7694	0.8	2.4	39.5	5150	77
880	AXR 450MP6	450662	993	96.5	96.5	0.85	0.82	103	6.1	38	8463	0.8	2.4	43.3	5390	77
950	AXR 450MP6	450661	995	96.7	96.6	0.87	0.84	109	6.1	35	9119	0.9	2.1	55.6	5630	77
1000	AXR 500ML6	500665	993	96.6	96.5	0.84	0.80	119	6.0	46	9617	0.8	2.4	51.8	6370	77
1120	AXR 500MN6	500664	993	96.7	96.6	0.85	0.81	132	6.0	49	10772	0.8	2.3	58.0	6740	77
1250	AXR 500MQ6	500663	993	96.7	96.7	0.85	0.81	147	6.0	55	12021	0.8	2.3	64.2	7100	77
1350	AXR 500MS6	500662	993	96.8	96.8	0.84	0.80	160	6.0	62	12977	0.8	2.4	71.7	7560	77
1500	AXR 500MS6	500661	996	97.1	97.1	0.84	0.81	176	6.0	64	14379	0.7	2.2	91.9	7870	77

Data presented in rating lists are typical values. Guaranteed values on request.

All engineered motors are optimized for the specified application.

Accurate motor data will be given on request at quotation phase.

Legally binding performance and specification data is given to the end user once each order is confirmed.

HV rib cooled motors, AXR

6000 V - 50 Hz

Technical data for totally enclosed squirrel cage three phase motors

IP55 - IC 411 - Insulation class F, temperature rise class B

Output kW	Motor type	Product ID	Speed r/min	Efficiency		Power factor		I_N A	$\frac{I_s}{I_N}$ pu	I_0 A	T_N Nm	$\frac{T_s}{T_N}$ pu	$\frac{T_{max}}{T_N}$ pu	Rotor inertia kgm ²	Motor weight kg	Sound pressure level L_p dB(A)
				Full load 100 %	3/4 load 75 %	Full load 100 %	3/4 load 75 %									
750/r min = 8 poles				6000 V 50 Hz												
180	AXR 400MD8	400689	740	94.0	93.9	0.76	0.71	24	4.3	12	2323	0.8	1.9	9.7	2800	74
200	AXR 400ME8	400688	740	94.1	94.1	0.76	0.71	27	4.3	13	2582	0.8	1.9	10.0	2850	74
224	AXR 400ME8	400687	739	94.2	94.2	0.77	0.72	30	4.2	14	2893	0.7	1.8	10.5	2920	74
250	AXR 400MF8	400686	739	94.3	94.4	0.77	0.72	33	4.1	15	3230	0.7	1.8	11.0	2990	74
280	AXR 400MH8	400685	740	94.6	94.6	0.77	0.72	37	4.3	17	3615	0.8	1.8	12.8	3220	74
315	AXR 400MJ8	400684	740	94.7	94.7	0.77	0.72	42	4.3	19	4067	0.8	1.8	13.6	3340	74
355	AXR 400MK8	400683	740	94.8	94.8	0.77	0.72	47	4.3	21	4584	0.8	1.8	14.7	3480	74
390	AXR 400ML8	400682	740	94.9	94.9	0.77	0.72	52	4.4	24	5033	0.8	1.9	15.9	3640	74
450	AXR 400ML8	400681	743	95.5	95.5	0.79	0.75	57	4.5	24	5782	0.7	1.9	19.9	3760	74
500	AXR 450MJ8	450684	743	95.6	95.5	0.81	0.76	62	5.6	28	6428	1.0	2.3	33.7	4650	76
560	AXR 450ML8	450683	743	95.7	95.6	0.81	0.76	70	5.7	31	7197	1.0	2.4	37.5	4920	76
650	AXR 450MQ8	450682	744	95.8	95.7	0.80	0.74	82	5.9	38	8348	1.0	2.4	45.5	5450	76
750	AXR 450MQ8	450681	746	96.2	95.9	0.79	0.73	95	6.2	47	9599	0.8	2.5	57.2	5690	76
800	AXR 500ML8	500685	744	96.0	95.9	0.82	0.77	98	5.7	42	10269	0.9	2.3	51.5	6310	78
900	AXR 500MP8	500684	744	96.1	95.9	0.80	0.74	113	5.9	53	11545	0.9	2.4	59.3	6750	78
1000	AXR 500MR8	500683	744	96.2	96.0	0.80	0.75	124	5.8	56	12828	0.9	2.4	67.4	7220	78
1100	AXR 500MS8	500682	745	96.2	96.1	0.79	0.73	139	5.9	67	14105	0.9	2.4	73.4	7580	78
1200	AXR 500MS8	500681	746	96.5	96.3	0.81	0.77	147	5.9	63	15355	0.7	2.3	93.1	7880	78

Data presented in rating lists are typical values. Guaranteed values on request.

All engineered motors are optimized for the specified application.

Accurate motor data will be given on request at quotation phase.

Legally binding performance and specification data is given to the end user once each order is confirmed.

HV rib cooled motors, AXR

6000 V - 50 Hz

Technical data for totally enclosed squirrel cage three phase motors

IP55 - IC 411 - Insulation class F, temperature rise class B

Output kW	Motor type	Product ID	Speed r/min	Efficiency		Power factor		I_N A	$\frac{I_s}{I_N}$ pu	I_0 A	T_N Nm	$\frac{T_s}{T_N}$ pu	$\frac{T_{max}}{T_N}$ pu	Rotor inertia kgm ²	Motor weight kg	Sound pressure level L _p dB(A)
				Full load 100 %	3/4 load 75 %	Full load 100 %	3/4 load 75 %									
600/r min = 10 poles			6000 V 50 Hz													
160	AXR 400MF10	4006106	591	92.9	92.4	0.66	0.59	25	4.1	16	2583	0.8	2.1	10.6	2940	74
200	AXR 400MF10	4006105	590	93.1	92.9	0.69	0.62	30	3.8	17	3236	0.8	1.9	11.6	3080	74
224	AXR 400MH10	4006104	590	93.3	93.2	0.70	0.63	33	3.8	18	3624	0.8	1.8	13.0	3270	74
250	AXR 400MJ10	4006103	591	93.5	93.3	0.69	0.62	37	3.9	21	4041	0.8	1.9	14.4	3460	74
280	AXR 400MM10	4006102	591	93.7	93.3	0.67	0.60	43	4.1	26	4521	0.8	2.1	15.9	3670	74
315	AXR 400MM10	4006101	595	94.2	93.6	0.66	0.58	49	4.3	31	5054	0.8	2.0	20.2	3790	74
315	AXR 450MF10	4506107	593	94.7	94.9	0.76	0.71	42	4.3	20	5075	0.8	1.9	28.7	4260	75
355	AXR 450MH10	4506106	593	94.9	95.1	0.77	0.72	47	4.2	21	5721	0.8	1.8	31.3	4450	75
400	AXR 450MJ10	4506105	593	95.0	95.2	0.77	0.73	52	4.2	23	6447	0.8	1.8	34.7	4680	75
450	AXR 450MM10	4506104	592	95.1	95.4	0.78	0.74	58	4.1	25	7254	0.8	1.7	39.8	5040	75
500	AXR 450MN10	4506103	593	95.3	95.4	0.77	0.72	66	4.5	30	8050	0.9	1.9	43.3	5270	75
530	AXR 450MP10	4506102	594	95.4	95.3	0.72	0.65	74	5.2	42	8514	1.1	2.2	45.4	5420	75
580	AXR 450MP10	4506101	596	95.8	95.7	0.74	0.68	79	5.0	42	9288	0.8	2.0	57.4	5630	75
630	AXR 500ML10	5006105	594	95.5	95.5	0.76	0.71	83	4.7	40	10135	0.9	1.9	52.6	6270	75
710	AXR 500MP10	5006104	594	95.7	95.6	0.76	0.70	95	5.0	48	11412	0.9	2.1	61.6	6780	75
800	AXR 500MR10	5006103	594	95.8	95.7	0.76	0.71	106	5.0	52	12861	0.9	2.0	68.1	7140	75
870	AXR 500MS10	5006102	594	95.8	95.8	0.76	0.70	115	5.1	57	13982	1.0	2.1	75.8	7580	75
970	AXR 500MS10	5006101	596	96.3	96.2	0.78	0.73	125	4.9	55	15535	0.7	1.9	94.1	7850	75
500/r min = 12 poles			6000 V 50Hz													
140	AXR 400MF12	4006126	490	91.4	91.0	0.63	0.56	23	3.7	15	2730	0.9	2.0	11.8	3050	74
160	AXR 400MH12	4006125	489	91.7	91.4	0.65	0.57	26	3.6	16	3122	0.8	1.9	13.3	3240	74
180	AXR 400MK12	4006124	494	92.3	91.6	0.63	0.54	30	4.9	21	3482	1.3	2.6	21.5	3390	74
200	AXR 400ML12	4006123	494	92.5	91.9	0.64	0.55	33	4.9	22	3870	1.3	2.5	23.1	3530	74
224	AXR 400MM12	4006122	493	92.6	92.0	0.63	0.55	37	4.9	25	4334	1.3	2.5	24.2	3630	74
250	AXR 400MM12	4006121	496	93.3	92.8	0.66	0.59	39	4.6	24	4817	1.0	2.0	30.1	3760	74
280	AXR 450MK12	4506124	493	93.7	93.4	0.70	0.63	41	4.3	24	5423	0.9	2.1	36.0	4740	74
315	AXR 450ML12	4506123	493	93.8	93.7	0.72	0.65	45	4.2	24	6106	0.8	2.0	39.9	5010	74
355	AXR 450MP12	4506122	493	94.0	93.7	0.70	0.63	52	4.5	30	6871	0.9	2.1	46.5	5460	74
400	AXR 450MP12	4506121	495	94.5	94.3	0.72	0.66	57	4.1	29	7712	0.8	1.8	57.1	5650	74
450	AXR 500ML12	5006125	494	94.5	94.1	0.70	0.64	65	4.1	36	8690	0.7	1.8	52.5	6320	74
500	AXR 500MN12	5006124	494	94.6	94.3	0.71	0.65	72	4.0	38	9656	0.7	1.8	59.4	6720	74
560	AXR 500MR12	5006123	495	94.7	94.4	0.71	0.65	80	4.1	43	10813	0.7	1.8	67.0	7170	74
610	AXR 500MS12	5006122	495	94.7	94.3	0.70	0.63	89	4.3	50	11768	0.8	1.9	75.3	7640	74
680	AXR 500MS12	5006121	497	95.2	94.9	0.71	0.65	97	4.2	52	13073	0.7	1.8	95.3	7930	74

Data presented in rating lists are typical values. Guaranteed values on request.

All engineered motors are optimized for the specified application.

Accurate motor data will be given on request at quotation phase.

Legally binding performance and specification data is given to the end user once each order is confirmed.

HV rib cooled motors, AXR

Technical data for totally enclosed squirrel cage three phase motors

10000 V - 50 Hz

IP55 - IC 411 - Insulation class F, temperature rise class B

Output kW	Motor type	Product ID	Speed r/min	Efficiency		Power factor		I_N A	$\frac{I_s}{I_N}$ pu	I_0 A	T_N Nm	$\frac{T_s}{T_N}$ pu	$\frac{T_{max}}{T_N}$ pu	Rotor inertia kgm ²	Motor weight kg	Sound pressure level L _p dB(A)
				Full load 100 %	3/4 load 75 %	Full load 100 %	3/4 load 75 %									
3000/r min = 2 poles			10000 V 50 Hz													
355	AXR 400ME2	401027	2974	95.4	95.3	0.89	0.87	24	6.4	6	1140	0.8	2.7	5.9	3070	81
400	AXR 400ME2	401026	2973	95.5	95.5	0.90	0.88	27	6.2	6	1285	0.7	2.6	5.9	3070	81
450	AXR 400MF2	401025	2973	95.7	95.8	0.90	0.89	30	6.1	6	1445	0.8	2.4	6.3	3180	81
500	AXR 400MG2	401024	2971	95.8	95.9	0.91	0.90	33	6.1	6	1607	0.9	2.4	6.7	3300	81
560	AXR 400MH2	401022	2973	96.0	96.1	0.91	0.90	37	6.1	7	1799	0.9	2.4	7.1	3420	81
600	AXR 400MH2	401021	2983	96.3	96.5	0.91	0.91	39	6.0	7	1921	0.7	2.2	8.9	3500	81
630	AXR 450MG2	451025	2977	96.1	96.1	0.91	0.90	42	5.6	8	2021	0.6	2.3	13.9	4600	81
710	AXR 450MJ2	451024	2979	96.3	96.3	0.90	0.89	47	5.9	9	2276	0.6	2.4	14.7	4770	81
800	AXR 450MK2	451023	2979	96.4	96.5	0.91	0.90	53	5.7	10	2564	0.6	2.3	15.8	5000	81
870	AXR 450ML2	451022	2980	96.6	96.6	0.91	0.90	57	6.0	11	2787	0.6	2.4	16.3	5120	81
900	AXR 450ML2	451021	2985	96.7	96.8	0.91	0.91	59	6.2	11	2879	0.6	2.3	20.6	5260	81
1000	AXR 500ML2	501024	2984	96.5	96.4	0.92	0.92	65	5.9	12	3200	0.6	2.3	22.2	6230	81
1150	AXR 500MN2	501023	2983	96.7	96.6	0.92	0.91	75	5.8	13	3682	0.6	2.1	26.0	6720	81
1280	AXR 500MQ2	501022	2983	96.8	96.8	0.92	0.92	83	6.0	14	4097	0.6	2.2	29.1	7140	81
1320	AXR 500MQ2	501021	2988	97.0	96.9	0.92	0.92	85	6.1	14	4219	0.6	2.1	36.7	7330	81
1500/r min = 4 poles			10000 V 50Hz													
355	AXR 400ME4	401046	1487	94.9	94.6	0.82	0.77	26	6.2	12	2280	0.8	2.7	8.3	2980	81
400	AXR 400MF4	401045	1486	95.0	94.9	0.84	0.79	29	6.0	12	2571	0.8	2.6	8.8	3080	81
450	AXR 400MG4	401044	1487	95.3	95.2	0.85	0.81	32	6.1	12	2890	0.8	2.5	9.2	3170	81
500	AXR 400MH4	401043	1486	95.5	95.5	0.87	0.84	35	6.4	12	3213	0.9	2.5	10.0	3310	81
560	AXR 400MJ4	401042	1487	95.7	95.6	0.86	0.82	40	6.0	15	3596	0.8	2.4	10.9	3470	81
600	AXR 400MJ4	401041	1491	95.9	95.8	0.85	0.82	42	5.9	15	3842	0.7	2.2	13.5	3560	81
630	AXR 450MG4	451045	1488	96.0	95.9	0.85	0.81	45	6.0	17	4042	0.8	2.4	15.2	4520	81
710	AXR 450MJ4	451044	1489	96.2	96.1	0.85	0.81	50	6.0	19	4554	0.8	2.4	17.1	4820	81
800	AXR 450ML4	451043	1488	96.3	96.3	0.86	0.83	56	5.9	19	5133	0.8	2.4	18.6	5060	81
850	AXR 450MM4	451042	1489	96.4	96.4	0.85	0.82	60	6.0	22	5451	0.8	2.4	19.5	5200	81
960	AXR 450MM4	451041	1493	96.6	96.5	0.84	0.81	68	6.1	25	6140	0.6	2.3	24.9	5360	81
1000	AXR 500MJ4	501044	1490	96.5	96.4	0.86	0.83	69	6.0	24	6408	0.7	2.4	28.4	6120	81
1150	AXR 500ML4	501043	1490	96.7	96.6	0.87	0.84	79	6.0	26	7370	0.8	2.3	32.3	6490	81
1300	AXR 500MP4	501042	1491	96.9	96.8	0.87	0.84	89	6.1	29	8326	0.7	2.4	36.4	6930	81
1400	AXR 500MP4	501041	1494	97.0	96.9	0.88	0.86	94	6.1	27	8947	0.6	2.2	49.4	7180	81
710	AXR 450MM6	451061	995	96.1	95.9	0.81	0.77	52	5.9	23	6814	0.8	2.3	31.8	5370	78

Data presented in rating lists are typical values. Guaranteed values on request.

All engineered motors are optimized for the specified application.

Accurate motor data will be given on request at quotation phase.

Legally binding performance and specification data is given to the end user once each order is confirmed.

HV rib cooled motors, AXR

10000 V - 50 Hz

Technical data for totally enclosed squirrel cage three phase motors

IP55 - IC 411 - Insulation class F, temperature rise class B

Output kW	Motor type	Product ID	Speed r/min	Efficiency		Power factor		I_N A	$\frac{I_s}{I_N}$ pu	I_0 A	T_N Nm	$\frac{T_s}{T_N}$ pu	$\frac{T_{max}}{T_N}$ pu	Rotor inertia kgm ²	Motor weight kg	Sound pressure level L_p dB(A)
				Full load 100 %	3/4 load 75 %	Full load 100 %	3/4 load 75 %									
1000/r min = 6 poles			10000 V 50 Hz													
250	AXR 400MH6	401065	990	94.2	93.7	0.73	0.65	21	6.1	12	2411	1.0	3.0	10.2	3270	74
280	AXR 400MH6	401064	990	94.4	93.9	0.75	0.67	23	6.3	13	2701	1.1	3.1	10.7	3340	74
315	AXR 400MJ6	401063	989	94.5	94.1	0.76	0.68	25	6.2	14	3041	1.1	2.9	11.1	3420	74
355	AXR 400MJ6	401062	991	94.8	94.5	0.75	0.67	29	6.0	16	3420	1.1	2.7	11.1	3450	74
400	AXR 400MJ6	401061	993	95.1	94.9	0.78	0.72	31	5.8	15	3845	1.0	2.3	13.7	3540	74
450	AXR 450MH6	451065	991	95.2	94.9	0.80	0.74	34	5.9	16	4337	0.9	2.5	20.6	4600	77
500	AXR 450MJ6	451064	990	95.3	95.1	0.81	0.76	37	5.9	17	4821	1.0	2.5	21.9	4750	77
560	AXR 450MK6	451063	992	95.6	95.5	0.81	0.77	42	5.6	18	5392	0.9	2.2	22.9	4920	77
630	AXR 450MM6	451062	992	95.7	95.5	0.81	0.76	47	6.2	21	6066	1.1	2.4	25.7	5220	77
710	AXR 450MM6	451061	995	96.1	96.0	0.81	0.77	52	5.9	23	6814	0.8	2.3	31.8	5370	77
800	AXR 500MJ6	501064	993	96.2	96.3	0.84	0.80	57	5.8	22	7696	0.8	2.3	32.8	6040	77
950	AXR 500MM6	501063	993	96.5	96.4	0.83	0.78	69	6.0	29	9133	0.8	2.4	38.4	6500	77
1080	AXR 500MQ6	501062	993	96.6	96.6	0.84	0.80	77	6.0	30	10384	0.8	2.4	44.4	6980	77
1175	AXR 500MQ6	501061	996	96.8	96.8	0.85	0.82	83	6.0	29	11270	0.7	2.2	59.2	7250	77
750/r min = 8 poles			10000 V 50 Hz													
400	AXR 500MH8	501088	743	94.4	93.8	0.76	0.69	32	5.9	17	5143	1.1	2.7	30.8	5700	78
450	AXR 500MH8	501087	743	94.5	94.0	0.75	0.69	36	5.9	20	5786	1.1	2.7	31.8	5780	78
500	AXR 500MJ8	501086	742	94.7	94.2	0.76	0.70	40	5.8	21	6431	1.1	2.6	34.2	5960	78
560	AXR 500MK8	501085	744	95.1	94.6	0.75	0.68	45	5.9	25	7185	1.1	2.5	34.9	6090	78
630	AXR 500ML8	501084	744	95.2	94.8	0.76	0.69	50	5.9	27	8084	1.1	2.5	38.2	6340	78
710	AXR 500MN8	501083	744	95.4	95.0	0.76	0.69	57	6.0	30	9108	1.0	2.5	41.8	6660	78
800	AXR 500MQ8	501082	744	95.6	95.2	0.76	0.70	63	6.0	33	10262	1.0	2.5	46.4	7020	78
900	AXR 500MQ8	501081	746	95.9	95.6	0.79	0.73	69	5.8	33	11518	0.7	2.3	59.1	7240	78

Data presented in rating lists are typical values. Guaranteed values on request.

All engineered motors are optimized for the specified application.

Accurate motor data will be given on request at quotation phase.

Legally binding performance and specification data is given to the end user once each order is confirmed.

HV rib cooled motors, AXR

4160 V - 60 Hz

Technical data for totally enclosed squirrel cage three phase motors

IP55 - IC 411 - Insulation class F, temperature rise class B

Output kW	Motor type	Product ID	Speed r/min	Efficiency		Power factor		I_N A	$\frac{I_s}{I_N}$ pu	I_0 A	T_N Nm	$\frac{T_s}{T_N}$ pu	$\frac{T_{max}}{T_N}$ pu	Rotor inertia kgm ²	Motor weight kg	Sound pressure level L_p dB(A)
				Full load 100 %	3/4 load 75 %	Full load 100 %	3/4 load 75 %									
3600/r min = 2 poles				4160 V 60 Hz												
160	AXR 315MA2	320429	3570	94.2	93.7	0.91	0.90	26	5.9	6	428	0.7	2.4	1.8	1660	84
200	AXR 315MA2	320428	3569	94.7	94.4	0.91	0.90	32	5.6	7	535	0.6	2.3	1.7	1660	84
250	AXR 315MB2	320427	3571	95.1	94.9	0.90	0.89	40	5.7	10	669	0.6	2.3	1.8	1680	84
280	AXR 315MB2	320426	3571	95.4	95.2	0.90	0.88	45	5.7	11	749	0.6	2.3	1.9	1710	84
315	AXR 315MC2	320425	3571	95.6	95.5	0.90	0.89	51	5.7	12	842	0.6	2.3	2.0	1770	84
355	AXR 315MC2	320424	3572	95.8	95.7	0.90	0.89	57	5.8	13	949	0.7	2.3	2.2	1830	84
375	AXR 315MD2	320423	3572	95.8	95.8	0.91	0.90	60	5.9	13	1002	0.7	2.3	2.4	1870	84
425	AXR 315ME2	320422	3574	96.0	96.0	0.90	0.89	68	5.8	15	1136	0.6	2.3	2.6	1970	84
445	AXR 315ME2	320421	3582	96.3	96.3	0.91	0.91	70	6.0	14	1186	0.6	2.2	3.7	2040	84
450	AXR 355ME2	360424	3570	95.8	95.8	0.91	0.91	71	5.7	14	1204	0.7	2.2	4.1	2340	84
500	AXR 355MF2	360423	3572	95.9	95.9	0.92	0.91	78	5.9	15	1337	0.7	2.3	4.3	2390	84
570	AXR 355MH2	360422	3574	96.2	96.2	0.92	0.91	89	6.0	17	1523	0.7	2.3	4.8	2540	84
600	AXR 355MH2	360421	3582	96.4	96.4	0.92	0.92	94	6.1	17	1600	0.7	2.2	6.2	2620	84
630	AXR 400MF2	410425	3575	96.1	96.1	0.92	0.91	99	6.1	17	1683	0.8	2.4	7.6	3100	85
710	AXR 400MH2	410424	3576	96.4	96.3	0.91	0.91	111	6.0	20	1896	0.7	2.3	8.5	3310	85
800	AXR 400MJ2	410423	3576	96.5	96.5	0.92	0.92	125	6.1	21	2136	0.7	2.3	9.2	3480	85
860	AXR 400ML2	410422	3577	96.6	96.6	0.92	0.91	134	6.2	24	2296	0.7	2.3	9.7	3610	85
890	AXR 400ML2	410421	3583	96.8	96.7	0.92	0.92	138	6.4	23	2372	0.8	2.3	12.6	3730	85
1000	AXR 450MK2	460424	3580	96.5	96.4	0.91	0.91	156	6.1	28	2668	0.6	2.5	15.2	4960	85
1100	AXR 450MM2	460423	3580	96.7	96.5	0.92	0.92	171	6.3	30	2934	0.7	2.5	17.2	5340	85
1170	AXR 450MN2	460422	3582	96.7	96.5	0.90	0.90	185	6.3	37	3120	0.6	2.5	18.2	5500	85
1200	AXR 450MN2	460421	3585	96.9	96.7	0.90	0.90	189	6.1	37	3196	0.6	2.3	22.7	5650	85
1320	AXR 500MN2	510423	3582	96.5	96.3	0.92	0.92	205	5.9	36	3519	0.6	2.2	26.1	6720	85
1530	AXR 500MR2	510422	3583	96.8	96.6	0.92	0.92	236	6.1	41	4078	0.6	2.3	31.1	7440	85
1600	AXR 500MR2	510421	3587	96.9	96.7	0.93	0.93	246	6.2	41	4259	0.6	2.2	39.4	7640	85

Data presented in rating lists are typical values. Guaranteed values on request.

All engineered motors are optimized for the specified application.

Accurate motor data will be given on request at quotation phase.

Legally binding performance and specification data is given to the end user once each order is confirmed.

HV rib cooled motors, AXR

Technical data for totally enclosed squirrel cage three phase motors

4160 V - 60 Hz

IP55 - IC 411 - Insulation class F, temperature rise class B

Output kW	Motor type	Product ID	Speed r/min	Efficiency		Power factor		I_N A	$\frac{I_s}{I_N}$ pu	I_0 A	T_N Nm	$\frac{T_s}{T_N}$ pu	$\frac{T_{max}}{T_N}$ pu	Rotor inertia kgm ²	Motor weight kg	Sound pressure level L_p dB(A)
				Full load 100 %	3/4 load 75 %	Full load 100 %	3/4 load 75 %									
1800/r min = 4 poles			4160 V 60 Hz													
160	AXR 315MA4	320448	1783	94.3	93.9	0.84	0.80	28	5.9	12	857	0.9	2.4	2.8	1640	81
200	AXR 315MA4	320447	1781	94.6	94.4	0.84	0.80	35	5.7	14	1072	0.9	2.2	2.8	1640	81
250	AXR 315MB4	320446	1782	95.0	94.8	0.81	0.76	45	5.7	20	1339	0.9	2.3	3.0	1680	81
280	AXR 315MB4	320445	1783	95.2	95.0	0.81	0.76	50	5.8	23	1500	0.9	2.3	3.2	1730	81
315	AXR 315MC4	320444	1783	95.5	95.3	0.82	0.78	56	5.9	24	1687	0.9	2.3	3.6	1820	81
355	AXR 315MD4	320443	1783	95.7	95.5	0.82	0.78	63	6.1	27	1901	1.0	2.4	4.0	1910	81
415	AXR 315ME4	320442	1784	95.8	95.7	0.81	0.76	75	6.0	34	2221	1.0	2.4	4.5	2000	81
460	AXR 315ME4	320441	1791	96.2	96.0	0.82	0.77	81	6.0	36	2453	0.8	2.2	5.7	2060	81
500	AXR 355MG4	360443	1785	95.9	95.8	0.85	0.82	85	5.9	32	2675	1.0	2.2	6.8	2470	81
560	AXR 355MH4	360442	1785	96.1	96.0	0.85	0.82	95	5.9	34	2995	1.0	2.2	7.3	2570	81
610	AXR 355MH4	360441	1791	96.2	96.0	0.83	0.79	106	5.9	42	3253	0.7	2.1	9.2	2660	81
630	AXR 400MF4	410445	1788	96.1	95.9	0.87	0.84	105	5.9	35	3364	0.7	2.2	11.0	3080	83
710	AXR 400MG4	410444	1788	96.3	96.2	0.88	0.86	116	5.9	36	3793	0.7	2.2	12.1	3260	83
800	AXR 400MJ4	410443	1789	96.4	96.3	0.87	0.84	133	5.9	45	4270	0.7	2.2	13.4	3460	83
900	AXR 400ML4	410442	1789	96.6	96.4	0.87	0.85	148	6.1	48	4804	0.7	2.2	15.0	3690	83
950	AXR 400ML4	410441	1793	96.7	96.5	0.87	0.85	156	6.1	49	5059	0.7	2.1	20.0	3850	83
1000	AXR 450MK4	460444	1789	96.5	96.3	0.87	0.85	165	5.9	53	5338	0.7	2.2	24.6	4900	83
1100	AXR 450ML4	460443	1790	96.6	96.4	0.87	0.84	183	6.0	61	5870	0.7	2.2	26.8	5130	83
1200	AXR 450MP4	460442	1790	96.7	96.6	0.87	0.85	197	5.9	62	6402	0.7	2.2	29.4	5420	83
1250	AXR 450MP4	460441	1793	96.8	96.5	0.88	0.86	204	6.0	59	6657	0.7	2.1	38.5	5630	83
1400	AXR 500ML4	510444	1789	96.8	96.6	0.89	0.87	225	5.8	63	7472	0.7	2.2	36.6	6510	84
1600	AXR 500MP4	510443	1790	96.9	96.8	0.88	0.86	259	5.8	77	8535	0.6	2.2	42.1	6990	84
1700	AXR 500MR4	510442	1791	97.0	96.8	0.88	0.86	275	5.9	82	9066	0.6	2.3	47.2	7430	84
1800	AXR 500MR4	510441	1793	97.0	96.8	0.89	0.87	290	6.1	79	9584	0.6	2.1	63.0	7710	84

Data presented in rating lists are typical values. Guaranteed values on request.

All engineered motors are optimized for the specified application.

Accurate motor data will be given on request at quotation phase.

Legally binding performance and specification data is given to the end user once each order is confirmed.

HV rib cooled motors, AXR

4160 V - 60 Hz

Technical data for totally enclosed squirrel cage three phase motors

IP55 - IC 411 - Insulation class F, temperature rise class B

Output kW	Motor type	Product ID	Speed r/min	Efficiency		Power factor		I_N A	$\frac{I_s}{I_N}$ pu	I_0 A	T_N Nm	$\frac{T_s}{T_N}$ pu	$\frac{T_{max}}{T_N}$ pu	Rotor inertia kgm ²	Motor weight kg	Sound pressure level L_p dB(A)
				Full load 100 %	3/4 load 75 %	Full load 100 %	3/4 load 75 %									
1200/r min = 6 poles			4160 V 60 Hz													
125	AXR 315MA6	320469	1187	94.2	94.0	0.80	0.74	23	5.4	11	1006	0.9	2.4	2.7	1620	76
160	AXR 315MA6	320468	1187	94.5	94.4	0.78	0.71	30	5.3	16	1288	0.9	2.3	2.7	1630	76
180	AXR 315MB6	320467	1186	94.7	94.6	0.79	0.73	34	5.2	17	1449	0.9	2.2	2.9	1670	76
200	AXR 315MB6	320466	1186	94.8	94.8	0.79	0.73	37	5.2	19	1610	0.9	2.2	3.1	1700	76
224	AXR 315MC6	320465	1186	95.0	95.0	0.79	0.74	41	5.1	20	1804	0.9	2.2	3.4	1760	76
250	AXR 315MD6	320464	1185	95.2	95.2	0.80	0.76	45	5.1	21	2014	0.9	2.1	3.8	1840	76
280	AXR 315ME6	320463	1185	95.3	95.4	0.81	0.76	50	5.1	22	2256	0.9	2.1	4.1	1920	76
310	AXR 315MF6	320462	1186	95.5	95.5	0.80	0.75	56	5.3	26	2496	1.0	2.2	4.4	1990	76
335	AXR 315MF6	320461	1191	95.9	95.9	0.81	0.77	60	5.2	26	2685	0.7	2.0	5.9	2050	76
355	AXR 355MG6	360463	1187	95.3	95.2	0.81	0.76	64	5.4	29	2855	0.9	2.2	6.7	2450	79
425	AXR 355MH6	360462	1187	95.5	95.4	0.81	0.76	76	5.4	34	3418	0.9	2.2	7.4	2580	79
470	AXR 355MH6	360461	1192	95.9	95.8	0.82	0.78	83	5.2	34	3766	0.7	2.0	9.5	2670	79
500	AXR 400MG6	420010	1192	95.8	95.6	0.83	0.80	87	5.9	35	4006	0.8	2.2	16.7	3070	79
560	AXR 400MH6	420014	1192	96.0	95.8	0.83	0.79	97	5.9	40	4485	0.7	2.2	19.4	3320	79
620	AXR 400MK6	420106	1193	96.0	95.6	0.80	0.75	112	6.4	53	4961	0.8	2.4	21.7	3510	79
680	AXR 400ML6	420107	1193	96.1	96.0	0.84	0.80	117	6.3	46	5445	0.8	2.3	23.3	3670	79
720	AXR 400MM6	420105	1195	96.3	96.1	0.85	0.82	122	6.2	45	5754	0.7	2.1	30.3	3840	79
800	AXR 450MJ6	460464	1192	96.3	96.1	0.85	0.81	136	5.9	52	6407	0.8	2.3	33.8	4740	82
900	AXR 450ML6	460463	1193	96.4	96.2	0.85	0.81	153	5.9	60	7206	0.7	2.3	37.9	5030	82
1050	AXR 450MP6	460462	1193	96.5	96.4	0.85	0.81	178	6.0	69	8406	0.8	2.4	43.6	5440	82
1120	AXR 450MP6	460461	1195	96.7	96.5	0.85	0.83	188	5.9	66	8949	0.7	2.1	55.2	5660	82
1250	AXR 500MM6	510464	1193	96.7	96.6	0.84	0.80	213	5.9	85	10003	0.7	2.4	53.5	6570	82
1400	AXR 500MQ6	510463	1193	96.8	96.7	0.85	0.82	236	5.8	90	11204	0.7	2.4	62.5	7120	82
1550	AXR 500MS6	510462	1194	96.9	96.7	0.85	0.81	263	6.0	104	12400	0.7	2.5	70.5	7560	82
1700	AXR 500MS6	510461	1196	97.0	96.9	0.86	0.83	284	6.1	100	13574	0.7	2.2	93.1	7910	82

Data presented in rating lists are typical values. Guaranteed values on request.

All engineered motors are optimized for the specified application.

Accurate motor data will be given on request at quotation phase.

Legally binding performance and specification data is given to the end user once each order is confirmed.

HV rib cooled motors, AXR

Technical data for totally enclosed squirrel cage three phase motors

4160 V - 60 Hz

IP55 - IC 411 - Insulation class F, temperature rise class B

Output kW	Motor type	Product ID	Speed r/min	Efficiency		Power factor		I_N A	$\frac{I_s}{I_N}$ pu	I_0 A	T_N Nm	$\frac{T_s}{T_N}$ pu	$\frac{T_{max}}{T_N}$ pu	Rotor inertia kgm ²	Motor weight kg	Sound pressure level L_p dB(A)
				Full load 100 %	3/4 load 75 %	Full load 100 %	3/4 load 75 %									
900/r min = 8 poles			4160 V 60 Hz													
160	AXR 400ME8	410490	890	94.1	93.8	0.82	0.77	29	5.2	13	1716	0.9	2.3	13.0	2700	77
200	AXR 400ME8	410489	890	94.2	94.1	0.82	0.78	36	5.1	15	2146	0.8	2.2	13.0	2700	77
250	AXR 400ME8	410488	889	94.4	94.4	0.82	0.78	45	4.9	19	2684	0.8	2.1	13.0	2700	77
280	AXR 400ME8	410487	890	94.6	94.5	0.81	0.76	51	5.2	23	3004	0.9	2.2	13.6	2750	77
315	AXR 400ME8	410486	891	94.8	94.6	0.80	0.75	58	5.5	28	3377	0.9	2.3	14.7	2840	77
355	AXR 400MG8	410485	891	95.0	94.8	0.80	0.75	65	5.7	31	3805	1.0	2.4	16.5	3010	77
400	AXR 400MJ8	410484	891	95.0	94.9	0.80	0.75	73	5.9	35	4285	1.0	2.5	19.5	3250	77
450	AXR 400ML8	410483	891	95.2	95.1	0.81	0.76	81	5.7	37	4822	1.0	2.4	21.4	3410	77
510	AXR 400MM8	410482	892	95.3	95.0	0.78	0.71	96	6.0	51	5457	1.0	2.6	24.2	3670	77
560	AXR 400MM8	410481	895	95.7	95.4	0.80	0.74	102	6.0	49	5976	1.0	2.3	30.1	3800	77
630	AXR 450MK8	460484	894	95.8	95.4	0.78	0.72	117	5.9	60	6733	0.9	2.5	35.7	4810	79
710	AXR 450MM8	460483	894	95.9	95.6	0.79	0.74	130	5.9	64	7588	0.9	2.4	40.8	5170	79
780	AXR 450MQ8	460482	894	95.9	95.6	0.78	0.72	145	6.0	75	8332	0.9	2.5	45.4	5490	79
870	AXR 450MQ8	460481	896	96.3	95.9	0.81	0.76	155	6.1	72	9271	0.7	2.4	57.5	5710	79
900	AXR 500ML8	501485	894	96.4	96.2	0.82	0.78	158	5.7	69	9614	0.8	2.3	50.3	6280	76
1000	AXR 500MP8	501484	894	96.4	96.3	0.81	0.77	177	5.8	80	10678	0.8	2.4	58.7	6760	76
1120	AXR 500MR8	501483	894	96.5	96.4	0.83	0.79	193	5.8	79	11963	0.8	2.3	67.4	7270	76
1200	AXR 500MS8	501482	894	96.5	96.4	0.83	0.79	208	6.0	88	12814	0.8	2.4	73.6	7640	76
1300	AXR 500MS8	501481	897	96.8	96.7	0.84	0.80	222	5.8	88	13847	0.6	2.2	96.0	7970	76

Data presented in rating lists are typical values. Guaranteed values on request.

All engineered motors are optimized for the specified application.

Accurate motor data will be given on request at quotation phase.

Legally binding performance and specification data is given to the end user once each order is confirmed.

HV rib cooled motors, AXR

4160 V - 60 Hz

Technical data for totally enclosed squirrel cage three phase motors

IP55 - IC 411 - Insulation class F, temperature rise class B

Output kW	Motor type	Product ID	Speed r/min	Efficiency		Power factor		I _N A	$\frac{I_s}{I_N}$ pu	I ₀ A	T _N Nm	$\frac{T_s}{T_N}$ pu	$\frac{T_{max}}{T_N}$ pu	Rotor inertia kgm ²	Motor weight kg	Sound pressure level L _p dB(A)
				Full load 100 %	3/4 load 75 %	Full load 100 %	3/4 load 75 %									
720/r min = 10 poles			4160 V 60 Hz													
160	AXR 400MC10	4104108	713	93.0	92.2	0.68	0.60	35	5.4	23	2143	1.2	2.7	14.0	2760	75
200	AXR 400MD10	4104107	712	93.3	92.7	0.70	0.62	43	5.1	27	2682	1.1	2.4	14.5	2810	75
224	AXR 400MF10	4104106	712	93.5	93.0	0.71	0.64	47	5.1	28	3005	1.1	2.3	15.9	2930	75
250	AXR 400MG10	4104105	712	93.7	93.2	0.72	0.65	52	5.0	31	3354	1.0	2.3	17.6	3070	75
280	AXR 400MH10	4104104	712	93.9	93.4	0.72	0.65	58	5.1	34	3756	1.1	2.3	19.2	3220	75
315	AXR 400MK10	4104103	712	94.0	93.6	0.72	0.65	65	5.1	38	4226	1.1	2.3	21.7	3430	75
355	AXR 400MM10	4104102	712	94.1	93.7	0.72	0.65	73	5.2	43	4761	1.1	2.3	24.7	3690	75
400	AXR 400MM10	4104101	715	94.7	94.3	0.73	0.67	80	4.8	43	5343	0.9	1.9	30.3	3810	75
450	AXR 450MH10	4604105	714	95.3	95.2	0.74	0.67	89	4.8	49	6022	0.9	2.0	32.1	4530	76
500	AXR 450MK10	4604104	714	95.5	95.3	0.74	0.68	98	4.8	53	6690	0.9	2.0	35.6	4770	76
560	AXR 450MM10	4604103	714	95.6	95.4	0.75	0.69	109	4.8	58	7493	0.9	2.0	40.3	5090	76
630	AXR 450MP10	4604102	714	95.7	95.5	0.74	0.68	123	4.9	66	8426	0.9	2.1	45.4	5450	76
680	AXR 450MP10	4604101	716	96.0	95.9	0.76	0.70	130	4.8	66	9069	0.7	1.9	57.4	5670	76
710	AXR 500MK10	5004105	713	95.7	95.6	0.77	0.73	133	4.5	62	9508	0.8	1.8	48.8	6090	78
800	AXR 500MM10	5004104	713	95.8	95.7	0.77	0.72	150	4.7	72	10709	0.8	1.9	55.2	6460	78
900	AXR 500MQ10	5004103	714	95.9	95.8	0.77	0.71	170	4.9	84	12041	0.8	2.0	64.2	6950	78
1030	AXR 500MS10	5004102	714	96.0	95.8	0.76	0.70	196	5.2	101	13771	0.9	2.1	76.4	7650	78
1150	AXR 500MS10	5004101	716	96.4	96.2	0.78	0.73	213	5.0	98	15331	0.7	1.9	94.9	7920	78
600/r min = 12 poles			4160 V 60Hz													
140	AXR 400MD12	4104128	592	92.4	91.9	0.68	0.60	31	4.3	20	2260	0.9	2.1	13.1	2690	74
160	AXR 400MD12	4104127	591	92.6	92.2	0.69	0.62	35	4.2	21	2584	0.9	2.0	13.9	2760	74
180	AXR 400ME12	4104126	591	92.8	92.6	0.70	0.64	38	4.0	22	2910	0.9	1.9	15.2	2870	74
200	AXR 400MF12	4104125	592	93.0	92.5	0.68	0.60	44	4.4	28	3226	1.0	2.1	17.4	3060	74
224	AXR 400MH12	4104124	592	93.2	92.7	0.68	0.61	49	4.5	31	3613	1.0	2.1	19.3	3230	74
250	AXR 400MK12	4104123	592	93.3	92.8	0.68	0.60	55	4.5	35	4031	1.0	2.2	21.5	3420	74
290	AXR 400MM12	4104122	592	93.5	93.0	0.68	0.61	63	4.5	39	4677	1.0	2.2	24.5	3680	74
330	AXR 400MM12	4104121	596	94.3	93.9	0.70	0.63	69	4.4	41	5292	0.7	2.0	30.6	3810	74
355	AXR 450MK12	4604124	593	94.2	93.8	0.70	0.64	75	4.4	44	5717	0.8	2.1	37.3	4870	75
400	AXR 450MN12	4604123	593	94.3	93.8	0.70	0.63	84	4.5	51	6438	0.9	2.2	43.0	5250	75
430	AXR 450MQ12	4604122	593	94.3	93.8	0.70	0.63	91	4.6	54	6919	0.9	2.2	47.0	5500	75
480	AXR 450MQ12	4604121	595	94.8	94.4	0.71	0.66	98	4.3	54	7698	0.8	1.8	57.6	5690	75
500	AXR 500MM12	5104125	595	94.5	93.9	0.70	0.64	105	4.4	61	8026	0.8	1.9	55.1	6480	75
560	AXR 500MP12	5104124	595	94.7	94.1	0.71	0.64	116	4.4	66	8990	0.7	1.9	60.8	6810	75
630	AXR 500MR12	5104123	595	94.8	94.2	0.71	0.65	129	4.3	72	10115	0.7	1.9	68.4	7250	75
710	AXR 500MS12	5104122	595	94.8	94.3	0.71	0.65	146	4.4	81	11399	0.7	1.9	76.6	7730	75
775	AXR 500MS12	5104121	596	95.3	94.8	0.72	0.67	156	4.3	83	12411	0.6	1.9	96.4	8020	75

Data presented in rating lists are typical values. Guaranteed values on request.

All engineered motors are optimized for the specified application.

Accurate motor data will be given on request at quotation phase.

Legally binding performance and specification data is given to the end user once each order is confirmed.

HV rib cooled motors, AXR

Technical data for totally enclosed squirrel cage three phase motors

6600 V - 60 Hz

IP55 - IC 411 - Insulation class F, temperature rise class B

Output kW	Motor type	Product ID	Speed r/min	Efficiency		Power factor		I_N A	$\frac{I_s}{I_N}$ pu	I_0 A	T_N Nm	$\frac{T_s}{T_N}$ pu	$\frac{T_{max}}{T_N}$ pu	Rotor inertia kgm ²	Motor weight kg	Sound pressure level L_p dB(A)
				Full load 100 %	3/4 load 75 %	Full load 100 %	3/4 load 75 %									
3600/r min = 2 poles				6600 V 60 Hz												
160	AXR 315MB2	320629	3574	94.0	93.3	0.86	0.83	17	6.5	6	427	0.8	3.0	2.1	1710	84
200	AXR 315MB2	320628	3569	94.4	94.0	0.89	0.86	21	5.8	6	535	0.7	2.5	2.0	1710	84
224	AXR 315MB2	320627	3567	94.5	94.3	0.90	0.88	23	5.8	6	600	0.7	2.5	2.0	1700	84
250	AXR 315MB2	320626	3573	94.8	94.7	0.90	0.89	25	5.8	6	668	0.6	2.3	1.9	1700	84
280	AXR 315MB2	320625	3573	95.2	95.1	0.90	0.88	28	5.8	7	748	0.6	2.3	2.0	1730	84
315	AXR 315MC2	320624	3571	95.4	95.3	0.90	0.89	32	5.6	7	842	0.6	2.2	2.1	1760	84
355	AXR 315MD2	320623	3573	95.7	95.6	0.90	0.89	36	5.8	8	949	0.7	2.3	2.3	1850	84
420	AXR 315ME2	320622	3575	96.0	96.0	0.90	0.89	42	5.9	9	1122	0.6	2.3	2.6	1950	84
430	AXR 315ME2	320621	3582	96.2	96.2	0.90	0.90	43	5.9	9	1146	0.6	2.2	3.6	2010	84
450	AXR 355MF2	360624	3570	95.7	95.7	0.91	0.91	45	5.8	8	1204	0.8	2.2	4.2	2340	84
500	AXR 355MF2	360623	3573	95.9	95.9	0.92	0.91	50	5.9	9	1336	0.7	2.3	4.3	2410	84
550	AXR 355MH2	360622	3576	96.1	96.1	0.92	0.91	54	6.0	10	1469	0.7	2.3	4.6	2510	84
570	AXR 355MH2	360621	3582	96.3	96.3	0.92	0.92	56	6.1	10	1520	0.6	2.2	6.2	2600	84
630	AXR 400MF2	410625	3576	96.2	96.1	0.91	0.91	62	6.1	11	1682	0.7	2.4	7.7	3120	85
710	AXR 400MH2	410624	3576	96.3	96.3	0.92	0.91	70	6.1	12	1896	0.7	2.3	8.4	3280	85
800	AXR 400MK2	410623	3578	96.5	96.5	0.92	0.92	78	6.3	13	2135	0.7	2.4	9.3	3530	85
860	AXR 400MK2	410622	3579	96.6	96.6	0.91	0.91	85	6.4	16	2295	0.7	2.4	9.6	3580	85
890	AXR 400MK2	410621	3584	96.8	96.7	0.91	0.91	88	6.5	15	2372	0.7	2.3	12.4	3700	85
950	AXR 450MK2	460624	3579	96.4	96.3	0.91	0.91	94	6.0	17	2535	0.6	2.4	14.9	4980	85
1050	AXR 450ML2	460623	3581	96.6	96.4	0.90	0.90	105	6.1	20	2800	0.6	2.4	16.2	5230	85
1140	AXR 450MN2	460622	3581	96.7	96.5	0.91	0.91	112	6.3	21	3040	0.6	2.5	17.9	5450	85
1180	AXR 450MN2	460621	3586	96.8	96.7	0.91	0.91	116	6.3	21	3143	0.6	2.4	22.7	5610	85
1250	AXR 500MM2	510624	3583	96.5	96.2	0.92	0.92	122	6.0	21	3332	0.6	2.3	24.7	6540	85
1400	AXR 500MP2	510623	3584	96.7	96.4	0.93	0.93	136	6.2	23	3730	0.6	2.3	26.7	6880	85
1500	AXR 500MR2	510622	3583	96.7	96.5	0.92	0.92	146	6.1	24	3998	0.6	2.2	30.8	7390	85
1580	AXR 500MR2	510621	3587	96.9	96.7	0.92	0.93	153	6.1	24	4206	0.6	2.2	39.0	7580	85

Data presented in rating lists are typical values. Guaranteed values on request.

All engineered motors are optimized for the specified application.

Accurate motor data will be given on request at quotation phase.

Legally binding performance and specification data is given to the end user once each order is confirmed.

HV rib cooled motors, AXR

6600 V - 60 Hz

Technical data for totally enclosed squirrel cage three phase motors

IP55 - IC 411 - Insulation class F, temperature rise class B

Output kW	Motor type	Product ID	Speed r/min	Efficiency		Power factor		I_N A	$\frac{I_s}{I_N}$ pu	I_0 A	T_N Nm	$\frac{T_s}{T_N}$ pu	$\frac{T_{max}}{T_N}$ pu	Rotor inertia kgm ²	Motor weight kg	Sound pressure level L_p dB(A)
				Full load 100 %	3/4 load 75 %	Full load 100 %	3/4 load 75 %									
1800/r min = 4 poles			6600 V 60 Hz													
160	AXR 315MB4	320649	1783	93.8	93.2	0.78	0.72	19	6.1	10	857	1.0	2.7	3.1	1660	81
200	AXR 315MB4	320648	1783	94.4	94.0	0.81	0.77	23	5.9	10	1071	1.0	2.3	3.0	1660	81
224	AXR 315MB4	320647	1782	94.5	94.3	0.83	0.79	25	5.8	10	1200	0.9	2.3	3.0	1660	81
250	AXR 315MB4	320646	1782	94.8	94.6	0.82	0.78	28	5.7	12	1340	1.0	2.2	3.0	1680	81
280	AXR 315MC4	320645	1783	95.1	95.0	0.82	0.78	31	5.7	13	1500	0.9	2.2	3.5	1770	81
315	AXR 315MD4	320644	1784	95.4	95.2	0.81	0.77	36	5.8	15	1686	0.9	2.2	3.9	1860	81
355	AXR 315ME4	320643	1784	95.5	95.4	0.82	0.77	40	5.9	17	1901	0.9	2.3	4.1	1910	81
400	AXR 315ME4	320642	1786	95.8	95.6	0.81	0.75	45	6.0	21	2138	0.9	2.4	4.2	1950	81
435	AXR 315ME4	320641	1790	96.0	95.8	0.83	0.79	48	6.1	19	2320	0.8	2.3	5.6	2020	81
450	AXR 355MF4	360643	1784	95.7	95.6	0.85	0.82	48	6.0	17	2408	1.0	2.2	6.1	2330	81
500	AXR 355MG4	360653	1785	95.9	95.8	0.85	0.82	53	5.8	18	2675	0.9	2.1	6.7	2460	81
550	AXR 355MH4	360642	1785	96.0	95.9	0.85	0.82	59	5.8	20	2942	0.9	2.1	7.2	2550	81
600	AXR 355MH4	360641	1791	96.1	95.9	0.82	0.78	67	6.0	27	3199	0.7	2.2	9.2	2640	81
630	AXR 400MG4	410645	1787	96.1	96.0	0.88	0.86	65	5.9	19	3366	0.7	2.2	11.3	3140	83
710	AXR 400MH4	410644	1787	96.3	96.2	0.89	0.87	72	6.0	20	3794	0.8	2.2	12.6	3320	83
770	AXR 400MJ4	410643	1787	96.4	96.3	0.89	0.87	79	5.9	21	4114	0.7	2.2	13.4	3450	83
860	AXR 400ML4	410642	1788	96.5	96.4	0.89	0.87	88	5.9	24	4594	0.7	2.2	15.1	3680	83
920	AXR 400ML4	420101	1792	96.7	96.5	0.89	0.88	93	6.1	24	4902	0.6	2.1	20.2	3840	83
1000	AXR 450MK4	460644	1790	96.5	96.2	0.86	0.83	106	5.9	35	5335	0.7	2.2	25.4	4940	83
1100	AXR 450MM4	460643	1791	96.6	96.4	0.86	0.83	116	6.0	39	5866	0.7	2.2	26.9	5140	83
1200	AXR 450MN4	460642	1791	96.7	96.5	0.86	0.83	126	6.0	42	6399	0.7	2.2	29.0	5390	83
1250	AXR 450MN4	460641	1794	96.8	96.5	0.87	0.85	129	6.2	39	6655	0.7	2.2	38.0	5600	83
1400	AXR 500ML4	510644	1790	96.7	96.5	0.88	0.85	144	6.0	44	7469	0.7	2.3	37.1	6500	84
1600	AXR 500MP4	510643	1790	96.9	96.8	0.88	0.86	163	5.9	47	8534	0.6	2.3	42.5	7000	84
1700	AXR 500MR4	510642	1791	96.9	96.8	0.88	0.86	174	6.2	54	9063	0.7	2.4	47.2	7360	84
1750	AXR 500MR4	510641	1794	96.9	96.7	0.88	0.86	180	6.3	51	9315	0.6	2.2	62.7	7640	84

Data presented in rating lists are typical values. Guaranteed values on request.

All engineered motors are optimized for the specified application.

Accurate motor data will be given on request at quotation phase.

Legally binding performance and specification data is given to the end user once each order is confirmed.

HV rib cooled motors, AXR

6600 V - 60 Hz

Technical data for totally enclosed squirrel cage three phase motors

IP55 - IC 411 - Insulation class F, temperature rise class B

Output kW	Motor type	Product ID	Speed r/min	Efficiency		Power factor		I_N A	$\frac{I_s}{I_N}$ pu	I_0 A	T_N Nm	$\frac{T_s}{T_N}$ pu	$\frac{T_{max}}{T_N}$ pu	Rotor inertia kgm ²	Motor weight kg	Sound pressure level L_p dB(A)
				Full load 100 %	3/4 load 75 %	Full load 100 %	3/4 load 75 %									
1200/r min = 6 poles			6600 V 60 Hz													
160	AXR 315MC6	320666	1188	94.3	93.9	0.73	0.65	20	6.0	12	1286	1.0	2.9	3.5	1770	76
200	AXR 315MD6	320665	1186	94.6	94.4	0.78	0.71	24	6.1	12	1610	1.1	2.7	3.7	1810	76
224	AXR 315MD6	320664	1189	94.9	94.7	0.76	0.70	27	5.9	14	1800	1.1	2.5	3.8	1830	76
250	AXR 315MD6	320663	1188	95.1	94.9	0.76	0.69	30	5.9	16	2009	1.1	2.5	4.0	1870	76
280	AXR 315ME6	320662	1188	95.2	95.1	0.78	0.72	33	5.7	17	2251	1.1	2.4	4.3	1940	76
315	AXR 315ME6	320661	1192	95.6	95.6	0.79	0.74	36	5.5	17	2523	0.8	2.1	5.7	2000	76
355	AXR 355MG6	360663	1188	95.2	95.0	0.80	0.75	41	5.6	19	2854	0.9	2.3	6.6	2420	79
410	AXR 355MH6	360662	1189	95.4	95.1	0.78	0.72	48	6.0	24	3293	1.1	2.5	7.3	2550	79
460	AXR 355MH6	360661	1193	95.8	95.6	0.80	0.75	53	5.9	24	3682	0.8	2.3	9.5	2640	79
500	AXR 400MJ6	420020	1190	95.7	95.5	0.83	0.78	55	5.7	22	4013	0.9	2.3	12.5	3240	79
560	AXR 400ML6	420022	1189	95.8	95.7	0.84	0.81	61	5.4	22	4497	0.8	2.1	14.4	3500	79
630	AXR 400MM6	420110	1193	96.0	95.6	0.78	0.71	74	6.1	37	5044	1.0	2.5	15.4	3690	79
675	AXR 400MM6	420109	1195	96.2	95.8	0.81	0.76	76	6.3	34	5395	0.8	2.4	20.3	3840	79
710	AXR 450MH6	460665	1191	96.1	96.1	0.87	0.85	74	5.9	24	5691	0.8	2.3	30.0	4460	82
800	AXR 450MK6	460664	1192	96.3	96.2	0.87	0.85	83	5.8	27	6411	0.7	2.3	34.0	4750	82
900	AXR 450MM6	460663	1192	96.4	96.3	0.86	0.83	95	5.9	32	7208	0.7	2.3	38.4	5070	82
1000	AXR 450MP6	460662	1192	96.5	96.4	0.88	0.85	104	5.9	32	8011	0.7	2.3	43.4	5400	82
1050	AXR 450MP6	460661	1194	96.6	96.5	0.88	0.86	108	6.0	31	8395	0.8	2.1	56.0	5630	82
1120	AXR 500ML6	510665	1192	96.5	96.4	0.85	0.82	119	5.8	42	8970	0.7	2.3	50.7	6300	82
1250	AXR 500MN6	510664	1193	96.7	96.6	0.85	0.82	132	5.9	47	10006	0.7	2.4	55.5	6650	82
1400	AXR 500MQ6	510663	1193	96.8	96.7	0.86	0.83	147	5.9	51	11207	0.7	2.4	62.8	7090	82
1550	AXR 500MS6	510662	1193	96.9	96.8	0.86	0.83	163	6.1	58	12405	0.7	2.4	70.3	7540	82
1650	AXR 500MS6	510661	1196	97.0	96.9	0.86	0.84	172	6.1	56	13176	0.7	2.2	92.6	7880	82

Data presented in rating lists are typical values. Guaranteed values on request.

All engineered motors are optimized for the specified application.

Accurate motor data will be given on request at quotation phase.

Legally binding performance and specification data is given to the end user once each order is confirmed.

HV rib cooled motors, AXR

6600 V - 60 Hz

Technical data for totally enclosed squirrel cage three phase motors

IP55 - IC 411 - Insulation class F, temperature rise class B

Output kW	Motor type	Product ID	Speed r/min	Efficiency		Power factor		I_N A	$\frac{I_s}{I_N}$ pu	I_0 A	T_N Nm	$\frac{T_s}{T_N}$ pu	$\frac{T_{max}}{T_N}$ pu	Rotor inertia kgm ²	Motor weight kg	Sound pressure level L_p dB(A)
				Full load 100 %	3/4 load 75 %	Full load 100 %	3/4 load 75 %									
900/r min = 8 poles				6600 V 60 Hz												
160	AXR 400MC8	410689	891	93.8	93.3	0.76	0.70	20	4.6	10	1716	0.7	2.1	9.3	2750	77
200	AXR 400MD8	410688	890	94.1	93.7	0.76	0.70	25	4.5	12	2145	0.7	2.0	9.7	2800	77
250	AXR 400ME8	410687	890	94.4	94.2	0.77	0.72	30	4.3	14	2684	0.7	1.9	10.7	2940	77
280	AXR 400MF8	410686	889	94.5	94.3	0.77	0.72	34	4.2	15	3006	0.7	1.8	11.2	3020	77
315	AXR 400MG8	410685	889	94.6	94.5	0.77	0.73	38	4.2	17	3383	0.7	1.8	11.9	3110	77
355	AXR 400MJ8	410684	889	94.8	94.7	0.78	0.74	42	4.0	17	3815	0.6	1.7	13.3	3290	77
400	AXR 400MK8	410683	889	94.9	94.8	0.78	0.74	47	4.0	20	4298	0.7	1.7	14.2	3410	77
440	AXR 400ML8	410682	889	95.0	95.0	0.78	0.75	52	4.0	21	4728	0.7	1.7	15.9	3640	77
520	AXR 400ML8	410681	894	95.6	95.3	0.78	0.72	61	4.9	29	5555	0.7	2.1	19.9	3760	77
560	AXR 450MH8	460685	892	95.6	95.4	0.82	0.78	62	5.5	26	5993	0.9	2.3	32.5	4570	79
630	AXR 450ML8	460684	892	95.8	95.6	0.83	0.79	69	5.5	27	6742	0.9	2.2	37.2	4890	79
710	AXR 450MP8	460683	893	95.8	95.5	0.81	0.76	80	5.8	36	7589	0.9	2.4	43.4	5300	79
750	AXR 450MQ8	460682	894	95.8	95.5	0.79	0.74	86	6.0	41	8013	0.9	2.5	45.5	5450	79
830	AXR 450MQ8	460681	896	96.1	95.8	0.82	0.77	92	6.0	40	8849	0.7	2.4	57.4	5670	79
900	AXR 500MM8	501685	894	96.3	96.1	0.81	0.76	101	5.9	44	9611	0.8	2.4	52.7	6380	76
1000	AXR 500MP8	501684	894	96.4	96.3	0.83	0.78	110	5.9	45	10680	0.8	2.3	60.1	6820	76
1100	AXR 500MR8	501683	894	96.5	96.3	0.83	0.79	120	5.9	49	11747	0.8	2.4	67.4	7250	76
1150	AXR 500MS8	501682	895	96.5	96.3	0.80	0.75	130	5.9	60	12272	0.8	2.5	72.6	7570	76
1300	AXR 500MS8	501681	897	96.8	96.6	0.82	0.78	143	6.0	59	13843	0.6	2.3	94.9	7900	76

Data presented in rating lists are typical values. Guaranteed values on request.

All engineered motors are optimized for the specified application.

Accurate motor data will be given on request at quotation phase.

Legally binding performance and specification data is given to the end user once each order is confirmed.

HV rib cooled motors, AXR

6600 V - 60 Hz

Technical data for totally enclosed squirrel cage three phase motors

IP55 - IC 411 - Insulation class F, temperature rise class B

Output kW	Motor type	Product ID	Speed r/min	Efficiency		Power factor		I_N A	$\frac{I_s}{I_N}$ pu	I_o A	T_N Nm	$\frac{T_s}{T_N}$ pu	$\frac{T_{max}}{T_N}$ pu	Rotor inertia kgm ²	Motor weight kg	Sound pressure level L_p dB(A)
				Full load 100 %	3/4 load 75 %	Full load 100 %	3/4 load 75 %									
720/r min = 10 poles			6600 V 60 Hz													
160	AXR 400ME10	4106107	709	92.6	91.9	0.68	0.61	22	4.2	13	2155	0.8	2.1	11.0	2950	75
200	AXR 400MF10	4106106	707	92.8	92.6	0.71	0.66	26	3.7	14	2702	0.7	1.8	11.4	3000	75
224	AXR 400MG10	4106105	710	93.3	92.9	0.70	0.64	30	3.8	16	3014	0.7	1.8	11.8	3090	75
250	AXR 400MJ10	4106104	710	93.5	93.1	0.71	0.65	33	3.8	18	3364	0.7	1.8	13.4	3300	75
280	AXR 400MK10	4106103	710	93.6	93.2	0.70	0.64	37	3.9	20	3765	0.8	1.9	15.0	3510	75
315	AXR 400MM10	4106102	711	93.9	93.5	0.70	0.64	42	3.9	23	4234	0.7	1.9	15.8	3650	75
355	AXR 400MM10	4106101	715	94.4	93.9	0.68	0.61	48	4.2	28	4741	0.6	2.0	20.0	3770	75
355	AXR 450MF10	4606107	713	95.0	95.0	0.75	0.70	43	4.2	21	4754	0.7	1.8	26.2	4120	76
400	AXR 450MG10	4606106	713	95.1	95.2	0.76	0.71	48	4.2	23	5358	0.7	1.8	28.7	4300	76
440	AXR 450MH10	4606105	713	95.3	95.3	0.77	0.72	53	4.2	24	5893	0.7	1.8	32.0	4530	76
500	AXR 450MK10	4606104	713	95.4	95.5	0.77	0.73	60	4.2	27	6696	0.7	1.8	35.8	4790	76
560	AXR 450MN10	4606103	713	95.6	95.6	0.77	0.73	66	4.3	29	7498	0.7	1.8	41.2	5170	76
630	AXR 450MP10	4606102	714	95.7	95.6	0.75	0.69	77	4.7	38	8426	0.8	2.0	44.6	5400	76
670	AXR 450MP10	4606101	716	95.9	95.8	0.77	0.72	79	4.6	36	8939	0.7	1.8	57.4	5630	76
710	AXR 500ML10	5106105	714	95.6	95.4	0.76	0.70	86	5.0	43	9496	0.9	2.1	52.6	6270	78
800	AXR 500MN10	5106104	714	95.7	95.6	0.77	0.72	95	4.8	44	10705	0.8	1.9	59.1	6630	78
900	AXR 500MR10	5106103	715	95.9	95.6	0.75	0.68	110	5.4	57	12028	1.0	2.2	69.4	7220	78
1000	AXR 500MS10	5106102	715	95.9	95.6	0.74	0.67	124	5.6	68	13359	1.0	2.3	75.8	7590	78
1120	AXR 500MS10	5106101	717	96.3	96.0	0.76	0.71	134	5.4	65	14924	0.7	2.1	94.1	7860	78
600/r min = 12 poles			6600V60Hz													
200	AXR 400MH12	4106124	593	92.7	92.1	0.68	0.60	28	4.6	17	3223	1.0	2.2	19.9	3250	74
224	AXR 400MK12	4106123	592	92.9	92.4	0.69	0.61	31	4.5	18	3612	1.0	2.1	21.2	3370	74
260	AXR 400MM12	4106122	593	93.1	92.6	0.68	0.61	36	4.6	22	4190	1.0	2.2	24.2	3630	74
290	AXR 400MM12	4106121	596	93.8	93.3	0.69	0.62	39	4.6	23	4649	0.8	2.0	30.3	3760	74
315	AXR 450MJ12	4606124	593	93.9	93.5	0.71	0.65	41	4.2	22	5076	0.8	2.0	34.6	4660	75
355	AXR 450ML12	4606123	593	94.0	93.6	0.70	0.64	47	4.4	27	5715	0.9	2.1	39.9	5020	75
410	AXR 450MP12	4606122	592	94.2	94.0	0.73	0.67	52	4.1	27	6609	0.8	1.9	46.1	5430	75
450	AXR 450MP12	4606121	596	94.6	94.0	0.69	0.63	60	4.6	34	7211	0.8	2.0	56.6	5620	75
500	AXR 500MK12	5106125	594	94.5	94.1	0.72	0.66	65	4.1	34	8035	0.7	1.8	50.0	6180	75
550	AXR 500MN12	5106124	594	94.6	94.2	0.72	0.67	70	4.1	36	8839	0.7	1.8	57.0	6580	75
600	AXR 500MQ12	5106123	594	94.7	94.3	0.72	0.67	77	4.2	40	9639	0.7	1.8	64.6	7020	75
680	AXR 500MS12	5106122	594	94.8	94.4	0.73	0.67	86	4.2	44	10924	0.7	1.8	75.3	7640	75
740	AXR 500MS12	5106121	597	95.1	94.5	0.71	0.65	96	4.5	53	11833	0.6	1.9	95.7	7910	75

Data presented in rating lists are typical values. Guaranteed values on request.

All engineered motors are optimized for the specified application.

Accurate motor data will be given on request at quotation phase.

Legally binding performance and specification data is given to the end user once each order is confirmed.

HV rib cooled motors, HXR

3000 V - 50 Hz

Technical data for totally enclosed squirrel cage three phase motors

IP55 - IC 411 - Insulation class F, temperature rise class B

Output kW	Motor type	Product ID	Speed r/min	Efficiency		Power factor		Current			Torque			Rotor inertia kgm ²	Motor weight kg	Sound pressure level L _p dB(A)
				Full load 100 %	3/4 load 75 %	Full load 100 %	3/4 load 75 %	I _N A	$\frac{I_S}{I_N}$	I ₀ A	T _N Nm	$\frac{T_S}{T_N}$	$\frac{T_{max}}{T_N}$			
3000 r/min = 2 poles				3000 V 50 Hz												
100	HXR 355LA2	25	2963	93.1	92.5	0.91	0.89	23	5.8	6	322	0.7	2.4	2.7	1570	85
125	HXR 355LA2	26	2967	93.8	93.4	0.91	0.89	28	6.1	7	402	0.7	2.6	2.7	1570	85
160	HXR 355LA2	27	2967	94.5	94.3	0.92	0.91	35	6.1	8	515	0.7	2.5	3.0	1650	85
200	HXR 355LA2	28	2967	94.9	94.8	0.92	0.91	44	6.0	9	644	0.7	2.4	3.0	1650	85
224	HXR 355LA2	29	2968	95.1	95.1	0.91	0.90	50	6.1	11	721	0.7	2.5	3.0	1650	85
250	HXR 355LB2	30	2969	95.4	95.3	0.91	0.90	55	6.2	13	804	0.7	2.5	3.1	1700	85
280	HXR 355LB2	31	2971	95.6	95.6	0.91	0.90	62	6.4	15	900	0.7	2.6	3.3	1750	85
315	HXR 355LD2	32	2970	95.8	95.9	0.92	0.91	69	6.5	14	1013	0.7	2.6	3.7	1890	85
355	HXR 400LC2	34	2981	96.1	95.9	0.90	0.88	79	6.8	20	1137	0.6	2.7	5.7	2590	82
400	HXR 400LD2	35	2980	96.2	96.1	0.90	0.89	89	6.7	21	1282	0.6	2.7	6.0	2630	82
450	HXR 400LE2	36	2982	96.5	96.3	0.89	0.88	100	6.7	24	1441	0.6	2.5	6.8	2810	82
500	HXR 400LF2	37	2982	96.6	96.5	0.90	0.89	111	6.7	26	1601	0.6	2.5	7.3	2930	82
560	HXR 400LG2	38	2982	96.8	96.7	0.90	0.89	124	6.9	28	1793	0.7	2.6	7.8	3050	82
630	HXR 450LG2	39	2984	96.7	96.5	0.91	0.90	137	7.3	32	2016	0.6	2.9	11.9	4000	85
710	HXR 450LJ2	40	2983	96.9	96.8	0.93	0.92	152	7.3	31	2273	0.7	2.8	13.9	4390	85
800	HXR 500LH2	42	2989	96.8	96.5	0.90	0.88	176	7.4	44	2556	0.7	3.0	23.7	5820	86
900	HXR 500LK2	43	2986	96.9	96.8	0.92	0.92	193	6.9	38	2878	0.7	2.7	25.8	6110	86
1000	HXR 500LL2	44	2988	97.1	96.9	0.92	0.91	216	7.2	46	3196	0.7	2.8	27.7	6380	86
1120	HXR 500LP2	45	2988	97.2	97.0	0.91	0.90	244	7.3	54	3579	0.7	2.8	31.4	6860	86
1250	HXR 500LR2	46	2989	97.4	97.3	0.93	0.92	267	7.5	53	3993	0.7	2.9	32.8	7220	86
1400	HXR 560LM2	704	2989	97.4	97.2	0.92	0.90	302	7.3	70	4473	0.6	2.9	43.7	9830	87
1600	HXR 560LR2	705	2990	97.6	97.4	0.93	0.92	341	7.3	72	5111	0.6	2.9	50.7	10810	87
1730	HXR 560LS2	706	2991	97.6	97.5	0.92	0.90	372	7.6	84	5524	0.6	3.0	55.5	11380	87

Data presented in rating lists are typical values. Guaranteed values on request.

All engineered motors are optimized for the specified application.

Accurate motor data will be given on request at quotation phase.

Legally binding performance and specification data is given to the end user once each order is confirmed.

HV rib cooled motors, HXR

3000 V - 50 Hz

Technical data for totally enclosed squirrel cage three phase motors

IP55 - IC 411 - Insulation class F, temperature rise class B

Output kW	Motor type	Product ID	Speed r/min	Efficiency		Power factor		Current			Torque			Rotor inertia kgm ²	Motor weight kg	Sound pressure level L _p dB(A)
				Full load 100 %	3/4 load 75 %	Full load 100 %	3/4 load 75 %	I _N A	$\frac{I_S}{I_N}$	I ₀ A	T _N Nm	$\frac{T_S}{T_N}$	$\frac{T_{max}}{T_N}$			
1500 r/min = 4 poles				3000 V 50 Hz												
100	HXR 355LA4	131	1487	94.1	93.5	0.83	0.79	25	6.1	10	642	1.0	2.4	4.7	1620	77
125	HXR 355LA4	132	1485	94.5	94.1	0.84	0.80	30	6.0	12	804	1.0	2.3	4.8	1620	77
160	HXR 355LA4	133	1485	94.9	94.6	0.85	0.82	38	5.9	14	1029	0.9	2.2	4.8	1630	77
200	HXR 355LA4	134	1484	95.1	95.0	0.85	0.82	48	5.7	17	1287	0.9	2.1	4.8	1630	77
224	HXR 355LA4	135	1485	95.3	95.3	0.85	0.82	53	5.9	18	1441	1.0	2.1	5.1	1670	77
250	HXR 355LB4	136	1485	95.5	95.5	0.85	0.82	59	6.1	21	1607	1.0	2.2	5.4	1720	77
280	HXR 355LB4	137	1486	95.7	95.7	0.84	0.81	67	6.2	24	1799	1.0	2.2	5.7	1770	77
315	HXR 355LC4	138	1487	95.9	95.9	0.84	0.81	75	6.2	27	2023	1.0	2.2	6.3	1870	77
355	HXR 355LE4	139	1487	96.2	96.1	0.85	0.82	84	6.2	29	2279	1.0	2.1	7.2	2020	77
400	HXR 400LC4	140	1491	96.5	96.4	0.86	0.83	93	6.1	31	2562	0.8	2.2	11.4	2630	76
450	HXR 400LD4	141	1490	96.6	96.6	0.87	0.85	103	6.0	31	2884	0.8	2.1	12.5	2750	76
500	HXR 400LE4	142	1490	96.7	96.8	0.88	0.86	113	6.0	32	3204	0.8	2.1	13.6	2880	76
560	HXR 400LG4	143	1491	96.9	96.9	0.87	0.85	128	6.5	40	3586	0.9	2.2	15.2	3070	76
630	HXR 400LH4	144	1491	97.0	97.0	0.88	0.86	142	6.5	43	4034	0.9	2.2	16.8	3270	76
710	HXR 450LG4	145	1492	97.1	97.1	0.88	0.86	160	6.4	48	4545	0.8	2.3	26.7	4170	77
800	HXR 450LJ4	146	1492	97.2	97.2	0.88	0.86	180	6.4	52	5120	0.8	2.2	29.4	4420	77
900	HXR 450LL4	147	1492	97.3	97.3	0.88	0.86	201	6.5	58	5760	0.9	2.2	33.0	4740	77
1000	HXR 500LJ4	148	1491	97.2	97.3	0.90	0.88	219	6.5	58	6404	0.7	2.4	48.5	6010	77
1120	HXR 500LK4	149	1492	97.4	97.5	0.90	0.89	245	6.3	62	7167	0.7	2.3	53.1	6310	77
1250	HXR 500LL4	150	1492	97.5	97.5	0.90	0.89	274	6.2	68	7998	0.7	2.2	55.8	6510	77
1400	HXR 500LP4	151	1493	97.6	97.7	0.89	0.88	308	6.4	83	8953	0.7	2.3	63.7	7090	77
1600	HXR 560LK4	627	1494	97.7	97.7	0.90	0.88	351	6.7	95	10229	0.7	2.4	85.4	9380	82
1800	HXR 560LP4	628	1495	97.8	97.7	0.89	0.87	399	6.9	119	11500	0.7	2.5	102.6	10290	82
2000	HXR 560LS4	629	1495	97.9	97.9	0.89	0.87	440	7.1	127	12777	0.7	2.5	121.3	11300	82
2240	HXR 560LT4	630	1496	98.0	97.9	0.87	0.85	504	7.2	161	14298	0.7	2.4	132.8	11940	82

Data presented in rating lists are typical values. Guaranteed values on request.

All engineered motors are optimized for the specified application.

Accurate motor data will be given on request at quotation phase.

Legally binding performance and specification data is given to the end user once each order is confirmed.

HV rib cooled motors, HXR

3000 V - 50 Hz

Technical data for totally enclosed squirrel cage three phase motors

IP55 - IC 411 - Insulation class F, temperature rise class B

Output kW	Motor type	Product ID	Speed r/min	Efficiency		Power factor		Current			Torque			Rotor inertia kgm ²	Motor weight kg	Sound pressure level L _p dB(A)
				Full load 100 %	3/4 load 75 %	Full load 100 %	3/4 load 75 %	I _N A	$\frac{I_S}{I_N}$	I ₀ A	T _N Nm	$\frac{T_S}{T_N}$	$\frac{T_{max}}{T_N}$			
1000 r/min = 6 poles				3000 V 50 Hz												
160	HXR 355LA6	246	988	94.5	94.4	0.78	0.74	42	5.2	19	1546	1.1	2.0	5.4	1660	75
180	HXR 355LB6	247	988	94.9	94.8	0.79	0.74	46	5.4	21	1740	1.2	2.0	5.7	1700	75
200	HXR 355LC6	248	988	95.1	95.1	0.80	0.76	50	5.2	21	1934	1.2	1.9	6.3	1800	75
224	HXR 355LC6	249	988	95.2	95.2	0.80	0.76	57	5.4	24	2165	1.2	1.9	6.6	1850	75
250	HXR 355LD6	250	988	95.4	95.4	0.80	0.76	63	5.4	26	2416	1.2	1.9	7.3	1940	75
280	HXR 355LE6	251	989	95.6	95.6	0.80	0.76	71	5.7	30	2704	1.3	2.0	7.9	2040	75
315	HXR 355LF6	252	991	95.9	95.8	0.78	0.73	81	5.8	38	3036	1.1	2.1	8.2	2100	75
355	HXR 400LD6	253	992	96.1	96.1	0.83	0.79	86	5.9	32	3417	1.1	2.0	18.4	2710	75
400	HXR 400LF6	254	993	96.3	96.3	0.83	0.80	96	6.0	36	3848	1.1	2.0	20.9	2900	75
450	HXR 400LH6	255	993	96.4	96.4	0.83	0.79	109	6.1	41	4327	1.0	2.0	24.2	3140	75
500	HXR 400LK6	256	994	96.6	96.5	0.82	0.78	122	6.3	50	4804	1.0	2.1	28.2	3460	75
560	HXR 450LF6	257	993	96.8	96.8	0.85	0.83	131	5.8	42	5388	1.0	2.0	34.9	3970	76
630	HXR 450LH6	258	993	96.8	96.9	0.86	0.83	146	5.9	47	6060	1.0	2.0	38.9	4200	76
710	HXR 450LK6	259	993	97.0	97.0	0.86	0.83	165	6.0	53	6828	1.0	2.0	44.2	4540	76
800	HXR 450LM6	260	994	97.1	97.1	0.85	0.83	186	6.1	62	7689	1.0	2.0	50.7	4930	76
900	HXR 500LG6	261	994	97.0	97.1	0.86	0.84	207	6.0	66	8648	0.9	2.1	58.3	5680	77
1000	HXR 500LJ6	262	994	97.1	97.2	0.87	0.85	228	5.9	68	9611	0.9	2.0	66.3	6080	77
1120	HXR 500LN6	263	994	97.3	97.4	0.86	0.84	257	6.1	83	10754	0.9	2.1	81.6	6860	77
1250	HXR 500LQ6	264	995	97.4	97.4	0.86	0.83	288	6.3	98	11998	0.9	2.2	89.1	7250	77
1400	HXR 500LS6	265	995	97.5	97.5	0.84	0.81	328	6.5	122	13431	0.9	2.3	97.9	7690	77
1600	HXR 560LN6	631	995	97.6	97.6	0.87	0.84	363	6.5	118	15348	0.8	2.3	137.2	10020	81
1800	HXR 560LR6	632	996	97.7	97.7	0.87	0.84	408	6.7	134	17262	0.8	2.4	163.6	11010	81
2000	HXR 560LU6	633	996	97.8	97.8	0.88	0.86	445	6.7	133	19171	0.7	2.4	200.1	12280	81

Data presented in rating lists are typical values. Guaranteed values on request.

All engineered motors are optimized for the specified application.

Accurate motor data will be given on request at quotation phase.

Legally binding performance and specification data is given to the end user once each order is confirmed.

HV rib cooled motors, HXR

Technical data for totally enclosed squirrel cage three phase motors

3000 V - 50 Hz

IP55 - IC 411 - Insulation class F, temperature rise class B

Output kW	Motor type	Product ID	Speed r/min	Efficiency		Power factor		Current			Torque			Rotor inertia kgm ²	Motor weight kg	Sound pressure level L _p dB(A)
				Full load 100 %	3/4 load 75 %	Full load 100 %	3/4 load 75 %	I _N A	$\frac{I_S}{I_N}$	I ₀ A	T _N Nm	$\frac{T_S}{T_N}$	$\frac{T_{max}}{T_N}$			
750 r/min = 8 poles				3000 V 50 Hz												
200	HXR 400LB8	360	741	94.9	95.1	0.81	0.77	50	4.7	20	2577	0.9	1.9	15.1	2460	75
224	HXR 400LC8	361	741	95.1	95.3	0.82	0.78	56	4.7	21	2886	0.9	1.8	16.8	2580	75
250	HXR 400LE8	362	741	95.4	95.6	0.82	0.79	61	4.7	23	3221	0.9	1.8	19.3	2770	75
280	HXR 400LF8	363	742	95.5	95.7	0.82	0.79	69	4.9	26	3606	0.9	1.9	21.8	2950	75
315	HXR 400LH8	364	742	95.7	95.9	0.82	0.78	78	5.2	31	4052	1.0	2.0	24.3	3140	75
355	HXR 400LJ8	365	742	95.8	96.0	0.82	0.79	86	5.1	33	4568	1.0	1.9	26.9	3330	75
400	HXR 450LD8	366	743	95.8	95.9	0.83	0.80	97	5.0	35	5144	0.8	1.9	30.0	3610	78
450	HXR 450LE8	367	743	95.9	96.0	0.83	0.80	109	5.1	40	5786	0.8	1.9	31.4	3690	78
500	HXR 450LG8	368	743	96.2	96.2	0.83	0.80	120	5.4	45	6424	0.9	2.0	38.2	4100	78
560	HXR 450LH8	369	744	96.3	96.3	0.83	0.79	135	5.5	52	7192	0.9	2.0	40.9	4260	78
630	HXR 450LL8	370	744	96.4	96.4	0.82	0.79	153	5.7	60	8085	1.0	2.1	48.9	4720	78
710	HXR 500LF8	371	745	96.3	96.3	0.81	0.78	174	5.3	68	9101	0.8	1.9	55.1	5470	78
800	HXR 500LH8	372	745	96.4	96.4	0.82	0.78	195	5.4	76	10254	0.9	1.9	61.1	5770	78
900	HXR 500LK8	373	745	96.6	96.6	0.82	0.78	219	5.6	85	11532	0.9	1.9	69.1	6170	78
1000	HXR 500LN8	374	745	96.7	96.7	0.82	0.79	243	5.3	90	12823	0.9	1.8	80.2	6730	78
1120	HXR 500LP8	375	746	96.9	96.9	0.81	0.78	273	5.2	106	14344	0.7	1.9	85.1	6920	78
1250	HXR 500LR8	376	746	97.0	97.0	0.81	0.77	306	5.5	124	16003	0.8	2.0	95.1	7430	78
1400	HXR 560LR8	717	747	97.2	97.1	0.81	0.78	341	5.7	135	17901	0.8	2.0	167.0	10950	80
1600	HXR 560LU8	718	747	97.3	97.2	0.81	0.78	388	5.8	153	20454	0.8	2.0	204.1	12310	80

Data presented in rating lists are typical values. Guaranteed values on request.

All engineered motors are optimized for the specified application.

Accurate motor data will be given on request at quotation phase.

Legally binding performance and specification data is given to the end user once each order is confirmed.

HV rib cooled motors, HXR

3000 V - 50 Hz

Technical data for totally enclosed squirrel cage three phase motors

IP55 - IC 411 - Insulation class F, temperature rise class B

Output kW	Motor type	Product ID	Speed r/min	Efficiency		Power factor		Current			Torque			Rotor inertia kgm ²	Motor weight kg	Sound pressure level L _p dB(A)
				Full load 100 %	3/4 load 75 %	Full load 100 %	3/4 load 75 %	I _N A	I _s I _N	I ₀ A	T _N Nm	T _s T _N	T _{max} T _N			
600 r/min = 10 poles			3000 V 50 Hz													
160	HXR 400LC10	455	594	94.2	94.0	0.70	0.64	46	4.7	26	2572	0.9	1.9	16.9	2580	75
180	HXR 400LD10	456	594	94.4	94.2	0.72	0.66	51	4.5	27	2895	0.9	1.9	18.6	2710	75
200	HXR 400LE10	457	594	94.5	94.3	0.71	0.65	57	4.7	31	3215	0.9	1.9	19.8	2800	75
224	HXR 400LF10	458	594	94.7	94.5	0.72	0.66	63	4.7	34	3601	0.9	1.9	22.0	2970	75
250	HXR 400LH10	459	594	94.9	94.7	0.72	0.66	70	4.8	37	4018	1.0	1.9	24.5	3160	75
280	HXR 400LK10	460	594	95.0	94.9	0.73	0.67	78	4.8	41	4499	1.0	1.9	28.4	3450	75
315	HXR 450LG10	461	595	95.9	95.9	0.76	0.70	84	5.1	41	5059	1.0	2.0	38.2	4090	75
355	HXR 450LJ10	462	595	96.0	96.0	0.76	0.71	94	5.1	45	5701	0.9	2.0	42.3	4330	75
400	HXR 450LK10	463	595	96.1	96.1	0.76	0.70	106	5.2	52	6422	1.0	2.0	46.4	4570	75
450	HXR 450LM10	464	595	96.2	96.2	0.75	0.69	119	5.4	60	7222	1.0	2.1	51.9	4900	75
500	HXR 500LH10	465	595	96.5	96.6	0.77	0.72	129	5.0	59	8026	0.8	2.0	62.7	5860	75
560	HXR 500LK10	466	595	96.5	96.6	0.78	0.74	143	4.9	62	8991	0.8	1.9	70.7	6210	75
630	HXR 500LM10	467	595	96.6	96.7	0.78	0.74	160	4.9	70	10114	0.8	1.9	78.7	6610	75
710	HXR 500LN10	468	595	96.5	96.6	0.79	0.75	180	4.8	75	11403	0.8	1.8	82.7	6820	76
800	HXR 500LP10	469	594	96.5	96.7	0.79	0.75	202	4.7	82	12852	0.8	1.8	86.7	7000	76
900	HXR 500LR10	470	595	96.7	96.8	0.79	0.74	228	4.9	98	14449	0.9	1.9	98.7	7600	76
1000	HXR 560LN10	637	597	97.0	97.0	0.78	0.73	256	5.1	115	16006	0.7	1.9	140.6	9970	78
1120	HXR 560LQ10	638	597	97.1	97.0	0.77	0.72	289	5.4	135	17921	0.8	2.0	154.3	10460	78
1250	HXR 560LT10	719	596	97.1	97.1	0.79	0.76	312	4.8	124	20015	0.7	1.8	188.7	11690	78
1350	HXR 560LU10	720	597	97.2	97.0	0.75	0.69	355	6.1	182	21582	1.0	2.3	209.3	12430	78
500 r/min = 12 poles			3000 V 50 Hz													
140	HXR 400LD12	541	494	93.6	93.4	0.67	0.61	43	4.0	25	2707	0.9	1.8	18.6	2700	75
160	HXR 400LE12	542	494	93.8	93.6	0.68	0.62	48	4.0	27	3095	0.9	1.7	20.2	2830	75
180	HXR 400LG12	543	494	94.0	93.9	0.69	0.63	53	3.9	29	3482	0.9	1.7	22.8	3020	75
200	HXR 400LH12	544	494	94.0	93.9	0.69	0.63	59	4.0	32	3868	0.9	1.7	25.3	3210	75
224	HXR 400LK12	545	494	94.2	94.0	0.68	0.61	67	4.2	39	4328	1.0	1.8	27.7	3390	75
250	HXR 450LH12	546	495	94.9	94.7	0.70	0.65	72	4.0	38	4827	0.8	1.7	39.6	4180	75
280	HXR 450LJ12	547	494	95.1	95.0	0.71	0.66	80	3.9	40	5409	0.7	1.6	42.4	4370	75
315	HXR 450LL12	548	495	95.1	95.0	0.71	0.65	90	4.0	46	6081	0.8	1.7	49.2	4750	75
355	HXR 450LM12	549	495	95.1	95.0	0.71	0.65	101	4.1	53	6854	0.8	1.7	51.9	4910	75
400	HXR 500LJ12	550	495	95.6	95.5	0.71	0.65	114	4.3	60	7717	0.8	1.8	66.5	6040	75
450	HXR 500LL12	551	495	95.6	95.6	0.71	0.66	127	4.2	65	8684	0.8	1.7	72.5	6340	75
500	HXR 500LN12	552	495	95.7	95.7	0.72	0.66	140	4.2	71	9648	0.8	1.7	80.4	6730	75
560	HXR 500LQ12	553	495	95.6	95.5	0.71	0.66	158	4.3	81	10803	0.8	1.8	88.4	7100	75
630	HXR 500LR12	554	495	95.7	95.6	0.72	0.67	177	4.2	88	12158	0.8	1.7	92.4	7300	75
710	HXR 500LS12	555	495	95.8	95.7	0.71	0.66	200	4.4	103	13695	0.8	1.8	104.4	7890	75
800	HXR 560LN12	721	496	96.5	96.6	0.78	0.74	204	4.2	87	15414	0.6	1.8	136.2	9800	76
900	HXR 560LR12	722	496	96.6	96.7	0.78	0.73	231	4.6	104	17324	0.7	1.9	167.0	10870	76
1000	HXR 560LT12	723	497	96.8	96.7	0.76	0.70	262	5.1	131	19231	0.8	2.1	187.5	11610	76
1100	HXR 560LU12	724	497	96.9	96.8	0.75	0.69	291	5.0	145	21128	0.8	2.0	209.2	12360	76

Data presented in rating lists are typical values. Guaranteed values on request.

All engineered motors are optimized for the specified application.

Accurate motor data will be given on request at quotation phase.

Legally binding performance and specification data is given to the end user once each order is confirmed.

HV rib cooled motors, HXR

6000 V - 50 Hz

Technical data for totally enclosed squirrel cage three phase motors

IP55 - IC 411 - Insulation class F, temperature rise class B

Output kW	Motor type	Product ID	Speed r/min	Efficiency		Power factor		Current			Torque			Rotor inertia kgm ²	Motor weight kg	Sound pressure level L _p dB(A)
				Full load 100 %	3/4 load 75 %	Full load 100 %	3/4 load 75 %	I _N A	$\frac{I_S}{I_N}$	I ₀ A	T _N Nm	$\frac{T_S}{T_N}$	$\frac{T_{max}}{T_N}$			
3000 r/min = 2 poles				6000 V 50 Hz												
160	HXR 355LB2	8663	2967	94.6	94.3	0.88	0.85	18	6.6	6	515	0.8	2.9	2.2	1670	85
180	HXR 355LB2	8664	2962	94.6	94.5	0.89	0.87	21	6.2	6	580	0.7	2.7	2.2	1670	85
200	HXR 355LB2	8665	2966	95.0	94.9	0.89	0.87	23	6.5	6	644	0.7	2.8	2.3	1720	85
224	HXR 355LB2	8666	2968	95.1	95.1	0.89	0.86	26	6.6	7	721	0.7	2.8	2.4	1760	85
250	HXR 355LC2	8667	2971	95.2	95.1	0.89	0.87	28	6.7	7	804	0.9	2.5	3.7	1810	85
280	HXR 355LD2	53	2978	95.5	95.4	0.90	0.88	31	6.9	8	898	0.7	2.7	3.7	1840	85
315	HXR 400LC2	8668	2976	95.6	95.4	0.88	0.86	36	6.7	9	1011	0.8	2.5	6.0	2540	82
355	HXR 400LC2	55	2981	95.9	95.7	0.90	0.88	40	6.9	10	1137	0.7	2.8	5.7	2530	82
400	HXR 400LD2	56	2981	96.2	96.1	0.91	0.90	44	6.9	10	1281	0.6	2.7	6.1	2640	82
450	HXR 400LF2	57	2982	96.4	96.3	0.91	0.90	49	6.9	11	1441	0.6	2.7	7.1	2880	82
500	HXR 400LG2	58	2983	96.6	96.5	0.91	0.90	55	6.9	12	1601	0.6	2.6	7.4	2940	82
560	HXR 450LF2	59	2984	96.5	96.3	0.92	0.91	61	7.4	13	1792	0.7	3.0	11.5	3870	85
630	HXR 450LH2	60	2984	96.7	96.6	0.93	0.92	67	7.2	14	2016	0.7	2.8	13.0	4170	85
690	HXR 450LK2	61	2984	96.8	96.7	0.93	0.92	74	7.3	15	2208	0.7	2.8	14.2	4410	85
710	HXR 500LG2	62	2988	96.6	96.3	0.91	0.89	78	7.3	19	2269	0.7	2.9	22.4	5570	86
800	HXR 500LH2	63	2987	96.7	96.5	0.92	0.90	87	7.3	19	2557	0.7	2.8	23.8	5760	86
900	HXR 500LL2	64	2988	96.9	96.7	0.92	0.91	97	7.2	21	2877	0.7	2.8	27.0	6230	86
1000	HXR 500LN2	65	2987	97.1	97.0	0.93	0.92	107	7.1	20	3197	0.7	2.7	30.3	6690	86
1120	HXR 500LQ2	66	2988	97.2	97.1	0.91	0.90	121	7.3	26	3579	0.7	2.7	32.2	6970	86
1250	HXR 560LM2	707	2986	97.1	97.0	0.92	0.90	135	7.4	32	3997	0.6	3.0	44.4	9700	87
1400	HXR 560LN2	708	2989	97.3	97.2	0.91	0.90	152	7.4	36	4473	0.6	2.9	46.5	10050	87
1600	HXR 560LS2	709	2991	97.5	97.3	0.90	0.89	175	7.4	43	5109	0.6	2.8	56.6	11260	87

Data presented in rating lists are typical values. Guaranteed values on request.

All engineered motors are optimized for the specified application.

Accurate motor data will be given on request at quotation phase.

Legally binding performance and specification data is given to the end user once each order is confirmed.

HV rib cooled motors, HXR

6000 V - 50 Hz

Technical data for totally enclosed squirrel cage three phase motors

IP55 - IC 411 - Insulation class F, temperature rise class B

Output kW	Motor type	Product ID	Speed r/min	Efficiency		Power factor		Current			Torque			Rotor inertia kgm ²	Motor weight kg	Sound pressure level L _p dB(A)
				Full load 100 %	3/4 load 75 %	Full load 100 %	3/4 load 75 %	I _N A	$\frac{I_S}{I_N}$	I ₀ A	T _N Nm	$\frac{T_S}{T_N}$	$\frac{T_{max}}{T_N}$			
1500 r/min = 4 poles				6000 V 50 Hz												
160	HXR 355LB4	8671	1487	94.8	94.6	0.82	0.77	20	5.7	8	1028	0.9	2.2	4.0	1720	77
180	HXR 355LB4	8672	1486	94.9	94.8	0.81	0.77	22	5.4	9	1157	0.8	2.0	4.0	1730	77
200	HXR 355LB4	8673	1486	95.1	95.0	0.83	0.79	24	5.4	10	1285	0.8	2.1	4.0	1730	77
224	HXR 355LB4	8674	1486	95.2	95.2	0.82	0.79	27	5.3	11	1440	0.8	2.1	4.0	1730	77
250	HXR 355LC4	8675	1486	95.4	95.5	0.83	0.80	30	5.5	11	1606	0.8	2.1	4.4	1830	77
280	HXR 355LC4	159	1487	95.4	95.4	0.84	0.81	33	6.5	13	1798	1.1	2.3	6.0	1780	77
315	HXR 355LE4	160	1488	95.7	95.7	0.85	0.81	37	6.5	14	2021	1.1	2.2	7.2	1970	77
355	HXR 400LC4	8676	1486	96.1	96.2	0.86	0.83	41	5.2	13	2281	0.7	2.0	7.2	2530	76
400	HXR 400LD4	8677	1487	96.3	96.4	0.86	0.83	46	5.5	15	2568	0.8	2.1	7.9	2660	76
450	HXR 400LD4	163	1490	96.5	96.5	0.87	0.85	52	6.2	16	2884	0.9	2.2	12.5	2720	76
500	HXR 400LE4	164	1490	96.6	96.7	0.88	0.86	57	6.1	17	3204	0.9	2.1	13.6	2850	76
560	HXR 400LG4	165	1491	96.9	96.9	0.87	0.85	64	6.3	19	3587	0.9	2.2	15.7	3100	76
630	HXR 450LE4	166	1492	96.9	96.8	0.87	0.84	72	6.6	24	4031	0.8	2.4	22.9	3810	77
710	HXR 450LG4	167	1492	97.0	97.0	0.88	0.86	80	6.4	24	4545	0.8	2.3	26.7	4130	77
800	HXR 450LJ4	168	1492	97.2	97.2	0.88	0.87	90	6.3	25	5121	0.8	2.2	30.3	4450	77
900	HXR 500LF4	170	1491	97.1	97.1	0.89	0.87	100	6.1	28	5763	0.8	2.2	40.0	5430	77
1000	HXR 500LG4	171	1492	97.2	97.2	0.89	0.87	112	6.2	32	6401	0.8	2.2	44.0	5690	77
1120	HXR 500LJ4	172	1493	97.4	97.3	0.88	0.86	125	6.6	37	7165	0.8	2.3	49.5	6080	77
1250	HXR 500LP4	173	1493	97.5	97.5	0.88	0.86	140	6.5	42	7994	0.8	2.3	63.3	7030	77
1400	HXR 500LR4	174	1493	97.6	97.6	0.88	0.86	157	6.5	47	8952	0.7	2.3	68.7	7420	77
1600	HXR 560LM4	645	1495	97.7	97.6	0.89	0.86	178	6.9	54	10223	0.7	2.5	91.2	9640	82
1800	HXR 560LR4	646	1495	97.8	97.7	0.89	0.87	199	6.9	58	11499	0.7	2.5	116.5	10930	82
2000	HXR 560LT4	647	1496	97.9	97.8	0.88	0.86	224	7.0	68	12767	0.7	2.3	130.8	11680	82

Data presented in rating lists are typical values. Guaranteed values on request.

All engineered motors are optimized for the specified application.

Accurate motor data will be given on request at quotation phase.

Legally binding performance and specification data is given to the end user once each order is confirmed.

HV rib cooled motors, HXR

Technical data for totally enclosed squirrel cage three phase motors

6000 V - 50 Hz

IP55 - IC 411 - Insulation class F, temperature rise class B

Output kW	Motor type	Product ID	Speed r/min	Efficiency		Power factor		Current			Torque			Rotor inertia kgm ²	Motor weight kg	Sound pressure level L _p dB(A)
				Full load 100 %	3/4 load 75 %	Full load 100 %	3/4 load 75 %	I _N A	$\frac{I_S}{I_N}$	I ₀ A	T _N Nm	$\frac{T_S}{T_N}$	$\frac{T_{max}}{T_N}$			
1000 r/min = 6 poles				6000 V 50 Hz												
125	HXR 355LC6	8685	991	94.4	93.9	0.74	0.67	17	6.0	10	1204	1.0	2.8	4.8	1810	75
160	HXR 355LC6	8686	988	94.5	94.4	0.78	0.73	21	5.0	10	1546	0.8	2.2	4.8	1810	75
180	HXR 355LC6	8687	988	94.6	94.6	0.78	0.73	23	4.9	11	1740	0.7	2.1	4.8	1820	75
200	HXR 355LD6	8688	987	94.7	94.8	0.79	0.74	26	4.7	12	1934	0.7	2.0	5.0	1870	75
224	HXR 355LD6	8689	990	95.0	94.9	0.79	0.74	29	5.9	13	2161	1.3	2.2	7.3	1910	75
250	HXR 355LE6	271	989	95.2	95.2	0.80	0.76	31	5.7	13	2414	1.3	2.0	7.9	2000	75
280	HXR 400LC6	273	991	95.8	95.7	0.81	0.77	35	5.8	15	2698	1.0	2.2	11.2	2490	75
315	HXR 400LC6	274	990	95.8	95.9	0.82	0.78	39	5.5	15	3037	0.9	2.0	11.8	2560	75
355	HXR 400LD6	275	991	96.1	96.1	0.82	0.78	43	5.8	18	3421	1.0	2.1	12.9	2680	75
400	HXR 400LF6	276	992	96.2	96.2	0.82	0.77	49	5.9	20	3852	1.0	2.2	14.5	2870	75
450	HXR 400LJ6	277	992	96.4	96.4	0.83	0.79	54	6.0	21	4332	1.0	2.2	17.8	3250	75
450	HXR 450LD6	278	992	96.3	96.4	0.85	0.82	53	6.0	19	4330	1.0	2.1	28.3	3520	76
560	HXR 450LF6	279	993	96.6	96.7	0.86	0.83	65	6.0	21	5388	1.1	2.0	35.0	3920	76
630	HXR 450LH6	280	993	96.7	96.8	0.86	0.83	73	6.0	24	6060	1.1	2.0	38.9	4160	76
710	HXR 450LK6	281	994	96.9	96.9	0.84	0.81	84	6.4	30	6822	1.1	2.1	45.3	4520	76
800	HXR 500LH6	283	994	96.9	96.9	0.83	0.80	95	5.8	36	7685	0.8	2.1	59.2	5690	77
900	HXR 500LJ6	284	994	97.0	97.0	0.84	0.81	107	5.7	38	8647	0.8	2.0	63.0	5890	77
1000	HXR 500LK6	285	994	97.1	97.1	0.84	0.82	117	5.8	40	9609	0.9	2.0	69.0	6180	77
1120	HXR 500LN6	286	994	97.2	97.2	0.84	0.80	132	6.1	48	10755	0.9	2.1	80.4	6760	77
1250	HXR 500LR6	287	995	97.4	97.4	0.85	0.82	145	6.2	52	11996	0.8	2.2	92.5	7350	77
1400	HXR 560LM6	648	996	97.5	97.4	0.86	0.82	161	6.8	58	13423	0.8	2.5	129.9	9690	81
1600	HXR 560LR6	649	996	97.6	97.5	0.85	0.81	186	6.9	71	15334	0.8	2.5	155.4	10630	81
1800	HXR 560LU6	650	996	97.7	97.7	0.87	0.85	203	6.7	66	17260	0.8	2.4	197.1	12110	81

Data presented in rating lists are typical values. Guaranteed values on request.

All engineered motors are optimized for the specified application.

Accurate motor data will be given on request at quotation phase.

Legally binding performance and specification data is given to the end user once each order is confirmed.

HV rib cooled motors, HXR

6000 V - 50 Hz

Technical data for totally enclosed squirrel cage three phase motors

IP55 - IC 411 - Insulation class F, temperature rise class B

Output kW	Motor type	Product ID	Speed r/min	Efficiency		Power factor		Current			Torque			Rotor inertia kgm ²	Motor weight kg	Sound pressure level L _p dB(A)
				Full load 100 %	3/4 load 75 %	Full load 100 %	3/4 load 75 %	I _N A	$\frac{I_S}{I_N}$	I ₀ A	T _N Nm	$\frac{T_S}{T_N}$	$\frac{T_{max}}{T_N}$			
750 r/min = 8 poles				6000 V 50 Hz												
180	HXR 400LC8	377	741	94.5	94.5	0.77	0.72	24	4.7	11	2319	1.0	1.9	11.7	2520	75
200	HXR 400LD8	378	742	94.7	94.7	0.76	0.71	27	4.8	13	2575	1.0	1.9	12.8	2650	75
224	HXR 400LE8	379	741	94.9	95.0	0.78	0.74	29	4.6	13	2887	1.0	1.8	13.9	2780	75
250	HXR 400LF8	380	741	94.9	95.1	0.79	0.75	32	4.4	13	3224	0.9	1.7	15.0	2900	75
280	HXR 400LH8	381	741	95.2	95.3	0.79	0.75	36	4.7	15	3607	1.0	1.8	17.2	3150	75
305	HXR 400LH8	1553	742	95.1	95.0	0.76	0.70	41	5.2	20	3924	1.1	2.1	16.7	3100	75
315	HXR 400LJ8	382	741	95.1	95.1	0.78	0.74	41	4.8	18	4057	1.0	1.9	17.8	3220	75
355	HXR 450LD8	383	743	95.5	95.5	0.83	0.80	43	5.1	15	4566	0.9	1.9	30.0	3570	78
400	HXR 450LF8	384	743	95.7	95.7	0.83	0.80	48	5.4	18	5140	0.9	2.1	34.1	3810	78
450	HXR 450LG8	385	743	95.8	95.9	0.84	0.80	54	5.4	20	5783	0.9	2.0	36.8	3970	78
500	HXR 450LK8	386	744	96.1	96.0	0.84	0.80	60	5.6	22	6420	1.0	2.1	46.3	4530	78
560	HXR 450LM8	387	744	96.2	96.1	0.84	0.80	67	5.6	25	7190	0.9	2.1	51.7	4850	78
630	HXR 450LN8	388	745	96.3	96.2	0.81	0.77	77	6.2	33	8076	1.0	2.4	53.1	4930	78
710	HXR 500LJ8	389	745	96.2	96.1	0.83	0.79	85	5.8	33	9102	0.8	2.2	67.0	5980	78
800	HXR 500LK8	390	745	96.4	96.3	0.83	0.79	97	5.4	37	10259	0.7	2.0	68.7	6080	78
900	HXR 500LL8	391	745	96.5	96.4	0.81	0.76	111	6.0	49	11531	0.9	2.3	72.7	6270	78
1000	HXR 500LP8	392	746	96.7	96.7	0.82	0.78	122	5.5	48	12805	0.8	2.0	85.1	6860	78
1120	HXR 500LS8	393	746	96.9	96.8	0.82	0.79	135	5.6	53	14337	0.8	2.1	105.1	7830	78
1250	HXR 560LP8	725	747	97.1	96.9	0.80	0.76	154	5.8	64	15981	0.8	2.0	146.6	10160	80
1400	HXR 560LT8	726	747	97.2	97.1	0.82	0.78	169	5.8	69	17897	0.6	2.2	188.0	11570	80
1500	HXR 560LU8	727	747	97.2	97.0	0.80	0.75	185	5.8	82	19168	0.6	2.3	204.0	12180	80

Data presented in rating lists are typical values. Guaranteed values on request.

All engineered motors are optimized for the specified application.

Accurate motor data will be given on request at quotation phase.

Legally binding performance and specification data is given to the end user once each order is confirmed.

HV rib cooled motors, HXR

6000 V - 50 Hz

Technical data for totally enclosed squirrel cage three phase motors

IP55 - IC 411 - Insulation class F, temperature rise class B

Output kW	Motor type	Product ID	Speed r/min	Efficiency		Power factor		Current			Torque			Rotor inertia kgm ²	Motor weight kg	Sound pressure level L _p dB(A)
				Full load 100 %	3/4 load 75 %	Full load 100 %	3/4 load 75 %	I _N A	$\frac{I_S}{I_N}$	I ₀ A	T _N Nm	$\frac{T_S}{T_N}$	$\frac{T_{max}}{T_N}$			
600 r/min = 10 poles			6000 V 50 Hz													
224	HXR 450LD10	8696	595	95.2	95.1	0.74	0.68	31	5.2	16	3596	1.0	2.1	30.1	3550	75
250	HXR 450LE10	472	595	95.3	95.3	0.75	0.69	34	5.1	17	4015	1.0	2.0	32.8	3710	75
280	HXR 450LF10	473	595	95.4	95.5	0.76	0.70	37	5.1	18	4497	0.9	2.0	35.5	3860	75
315	HXR 450LG10	474	595	95.5	95.6	0.76	0.70	42	5.1	21	5059	1.0	2.0	38.2	4020	75
355	HXR 450LJ10	475	594	95.7	95.8	0.77	0.72	46	4.9	21	5703	0.9	1.9	43.7	4340	75
400	HXR 450LK10	476	595	95.7	95.7	0.76	0.70	53	5.2	26	6423	1.0	2.0	46.4	4500	75
450	HXR 450LM10	477	595	95.9	95.9	0.76	0.70	60	5.4	30	7222	1.0	2.1	51.9	4820	75
500	HXR 500LJ10	479	594	96.1	96.3	0.77	0.73	65	4.7	28	8039	0.9	1.8	64.5	5890	75
560	HXR 500LL10	480	594	96.3	96.4	0.78	0.74	72	4.8	31	9002	0.9	1.8	74.4	6370	75
630	HXR 500LM10	481	595	96.2	96.2	0.79	0.74	80	4.9	35	10117	0.8	1.9	78.7	6530	76
710	HXR 500LP10	482	594	96.2	96.3	0.79	0.75	90	4.7	37	11405	0.8	1.8	84.7	6830	76
800	HXR 500LQ10	483	594	96.3	96.4	0.79	0.75	101	4.7	41	12853	0.8	1.8	90.7	7120	76
900	HXR 500LS10	769	597	96.5	96.3	0.75	0.69	120	5.4	62	14404	0.9	2.1	101.7	7620	76
1000	HXR 560LQ10	728	596	96.9	96.9	0.79	0.76	125	4.6	49	16016	0.6	1.7	154.3	10350	78
1120	HXR 560LS10	729	597	97.0	96.9	0.77	0.71	145	5.6	70	17913	0.8	2.1	175.0	11080	78
1230	HXR 560LU10	730	597	97.0	96.9	0.78	0.73	157	5.6	73	19673	0.8	2.1	209.3	12250	78
500 r/min = 12 poles			6000 V 50 Hz													
140	HXR 400LG12	8698	493	92,9	92,4	0,63	0,56	23	3,7	15	2710	0,8	1,9	16,5	3020	75
160	HXR 450LG12	8699	496	94,1	93,5	0,62	0,55	26	4,1	17	3082	0,8	2,0	27,0	3970	75
180	HXR 400LJ12	558	496	93,4	92,9	0,65	0,57	29	4,7	18	3469	1,1	2,1	26,2	3200	75
200	HXR 450LG12	8700	494	94,2	94,0	0,67	0,61	31	3,5	17	3863	0,6	1,6	27,0	3970	75
224	HXR 450LG12	560	495	94,4	94,3	0,70	0,65	32	4,0	17	4324	0,8	1,7	38,3	4040	75
250	HXR 450LJ12	561	495	94,7	94,5	0,71	0,65	36	4,1	19	4824	0,8	1,8	43,7	4360	75
280	HXR 450LK12	562	495	94,7	94,5	0,71	0,65	40	4,1	21	5405	0,8	1,7	46,4	4520	75
315	HXR 450LL12	563	495	94,7	94,6	0,71	0,66	45	4,0	23	6082	0,8	1,7	49,2	4680	75
355	HXR 500LJ12	565	495	95,1	94,9	0,71	0,65	51	4,3	27	6852	0,8	1,8	64,5	5880	75
400	HXR 500LK12	566	495	95,0	94,8	0,71	0,65	57	4,3	30	7721	0,8	1,7	68,5	6080	75
450	HXR 500LL12	567	495	95,1	95,0	0,71	0,66	64	4,2	33	8687	0,8	1,7	74,5	6370	75
500	HXR 500LN12	568	495	95,2	95,1	0,72	0,66	70	4,2	36	9652	0,8	1,7	82,4	6770	75
560	HXR 500LQ12	569	495	95,3	95,1	0,71	0,66	79	4,4	41	10807	0,9	1,8	90,4	7160	75
630	HXR 500LS12	570	495	95,4	95,2	0,71	0,65	89	4,4	47	12154	0,9	1,8	102,4	7740	75
710	HXR 560LM12	657	496	96,3	96,3	0,77	0,72	92	4,5	42	13670	0,7	1,9	132,8	9560	76
800	HXR 560LQ12	731	497	96,5	96,4	0,75	0,69	106	5,1	54	15384	0,8	2,2	153,3	10290	76
900	HXR 560LS12	732	496	96,5	96,5	0,77	0,71	117	4,9	56	17313	0,7	2,1	180,6	11250	76
980	HXR 560LU12	733	497	96,7	96,7	0,77	0,72	127	4,7	57	18832	0,7	1,9	209,2	12210	76

Data presented in rating lists are typical values. Guaranteed values on request.

All engineered motors are optimized for the specified application.

Accurate motor data will be given on request at quotation phase.

Legally binding performance and specification data is given to the end user once each order is confirmed.

HV rib cooled motors, HXR

10000 V - 50 Hz

Technical data for totally enclosed squirrel cage three phase motors

IP55 - IC 411 - Insulation class F, temperature rise class B

Output kW	Motor type	Product ID	Speed r/min	Efficiency		Power factor		Current			Torque			Rotor inertia kgm ²	Motor weight kg	Sound pressure level L _p dB(A)
				Full load 100 %	3/4 load 75 %	Full load 100 %	3/4 load 75 %	I _N A	$\frac{I_s}{I_N}$	I ₀ A	T _N Nm	$\frac{T_s}{T_N}$	$\frac{T_{max}}{T_N}$			
3000 r/min = 2 poles				10000 V 50 Hz												
400	HXR 450LF2	8669	2983	95.5	95.2	0.90	0.89	27	6.7	7	1281	0.7	2.6	11.5	3790	85
450	HXR 450LF2	17	2984	95.8	95.5	0.89	0.87	30	7.0	8	1440	0.7	2.7	11.9	3870	85
500	HXR 450LG2	18	2985	96.0	95.8	0.90	0.89	33	7.1	8	1600	0.7	2.8	12.5	4010	85
560	HXR 500LF2	19	2987	96.0	95.6	0.90	0.88	38	7.2	10	1790	0.7	2.9	20.7	5300	86
630	HXR 500LG2	20	2987	96.2	95.9	0.91	0.90	41	7.2	10	2014	0.7	2.8	22.8	5570	86
710	HXR 500LJ2	21	2988	96.5	96.2	0.91	0.89	47	7.3	11	2269	0.7	2.8	24.7	5850	86
800	HXR 500LL2	22	2988	96.7	96.5	0.92	0.91	52	7.2	11	2557	0.7	2.7	27.6	6300	86
900	HXR 500LM2	23	2989	96.8	96.6	0.90	0.88	60	7.5	15	2875	0.7	2.8	29.3	6490	86
1120	HXR 560LM2	711	2990	97.0	96.7	0.90	0.88	74	7.5	19	3577	0.6	2.9	44.2	9700	87
1250	HXR 560LQ2	712	2990	97.1	96.9	0.90	0.89	82	7.5	21	3992	0.6	2.8	50.4	10420	87
1500 r/min = 4 poles				10000 V 50 Hz												
355	HXR 450LC4	8678	1491	95.9	95.7	0.83	0.79	26	5.9	10	2273	0.8	2.2	11.8	3460	77
400	HXR 450LD4	8679	1491	96.2	96.0	0.84	0.81	29	5.9	11	2562	0.8	2.2	12.9	3620	77
450	HXR 450LE4	8680	1491	96.3	96.2	0.85	0.82	32	6.0	11	2882	0.8	2.2	14.0	3780	77
500	HXR 450LF4	8681	1491	96.5	96.4	0.85	0.81	35	6.1	13	3201	0.8	2.2	15.0	3940	77
560	HXR 450LG4	8682	1492	96.7	96.5	0.84	0.81	40	6.4	15	3584	0.9	2.3	16.1	4100	77
630	HXR 450LH4	8683	1493	96.8	96.7	0.83	0.79	45	6.6	18	4031	0.9	2.4	17.0	4270	77
710	HXR 500LF4	126	1491	96.6	96.6	0.86	0.83	50	5.7	16	4547	0.8	2.1	36.4	5460	77
800	HXR 500LG4	127	1492	96.9	96.8	0.87	0.85	55	6.2	17	5120	0.8	2.3	39.3	5660	77
900	HXR 500LK4	128	1493	97.1	97.0	0.87	0.85	61	6.5	19	5758	0.8	2.3	46.8	6240	77
1000	HXR 500LL4	129	1493	97.2	97.1	0.87	0.84	68	6.3	22	6397	0.8	2.2	49.0	6430	77
1120	HXR 560LL4	661	1494	97.4	97.4	0.87	0.84	76	6.6	25	7159	0.7	2.5	67.4	9500	82
1250	HXR 560LN4	662	1495	97.5	97.4	0.87	0.84	85	6.9	29	7985	0.7	2.6	74.1	9920	82
1400	HXR 560LR4	663	1495	97.6	97.6	0.87	0.84	95	7.0	33	8942	0.7	2.7	82.1	10520	82

Data presented in rating lists are typical values. Guaranteed values on request.

All engineered motors are optimized for the specified application.

Accurate motor data will be given on request at quotation phase.

Legally binding performance and specification data is given to the end user once each order is confirmed.

HV rib cooled motors, HXR

10000 V - 50 Hz

Technical data for totally enclosed squirrel cage three phase motors

IP55 - IC 411 - Insulation class F, temperature rise class B

Output kW	Motor type	Product ID	Speed r/min	Efficiency		Power factor		Current			Torque			Rotor inertia kgm ²	Motor weight kg	Sound pressure level L _p dB(A)
				Full load 100 %	3/4 load 75 %	Full load 100 %	3/4 load 75 %	I _N A	$\frac{I_S}{I_N}$	I ₀ A	T _N Nm	$\frac{T_S}{T_N}$	$\frac{T_{max}}{T_N}$			
1000 r/min = 6 poles				10000 V 50 Hz												
315	HXR 450LE6	8690	993	95.6	95.4	0.79	0.73	24	5.1	11	3030	0.7	2.1	14.4	3680	76
355	HXR 450LF6	8691	992	95.7	95.5	0.79	0.74	27	5.3	12	3419	0.8	2.3	15.9	3910	76
400	HXR 450LH6	8692	994	96.0	95.8	0.77	0.71	31	5.7	15	3844	0.8	2.4	17.6	4160	76
450	HXR 450LJ6	8693	993	96.1	96.0	0.79	0.74	34	5.4	16	4326	0.8	2.2	18.7	4310	76
500	HXR 450LK6	237	994	96.3	96.1	0.80	0.75	37	6.4	17	4801	0.9	2.4	28.9	4540	76
560	HXR 500LF6	238	995	96.4	96.3	0.82	0.77	41	6.3	18	5375	0.9	2.4	41.1	5420	77
630	HXR 500LG6	239	995	96.5	96.5	0.82	0.78	46	6.2	19	6048	0.8	2.3	44.0	5610	77
710	HXR 500LH6	240	995	96.7	96.6	0.83	0.79	51	6.1	21	6817	0.9	2.3	46.9	5800	77
800	HXR 500LL6	241	995	96.9	96.7	0.82	0.77	58	6.5	25	7676	0.9	2.4	54.0	6280	77
900	HXR 500LM6	242	995	97.0	96.9	0.81	0.76	66	6.2	29	8635	0.8	2.3	58.1	6560	77
1000	HXR 560LL6	664	996	97.2	97.1	0.84	0.79	71	6.3	28	9588	0.7	2.5	90.2	9450	81
1120	HXR 560LN6	665	996	97.3	97.2	0.84	0.79	79	6.5	32	10737	0.7	2.5	99.7	9930	81
1250	HXR 560LQ6	666	996	97.3	97.2	0.82	0.78	90	6.5	38	11980	0.7	2.6	108.4	10340	81
1400	HXR 560LR6	667	997	97.4	97.2	0.79	0.72	106	7.1	53	13410	0.8	2.8	112.3	10580	81
750 r/min = 8 poles				10000 V 50 Hz												
315	HXR 500LD8	8694	745	94.9	94.5	0.77	0.71	25	5.8	13	4037	0.9	2.4	35.5	4990	78
355	HXR 500LE8	351	745	95.0	94.8	0.79	0.73	27	5.7	13	4552	0.9	2.3	37.0	5090	78
400	HXR 500LF8	352	745	95.4	95.1	0.78	0.72	31	5.8	15	5127	0.9	2.3	39.9	5280	78
450	HXR 500LG8	353	745	95.6	95.4	0.78	0.72	35	5.8	17	5767	0.9	2.3	44.3	5570	78
500	HXR 500LH8	354	745	95.8	95.6	0.79	0.74	38	5.8	18	6409	0.9	2.3	47.3	5760	78
560	HXR 500LJ8	355	745	95.8	95.7	0.80	0.74	42	5.8	19	7180	0.9	2.3	50.3	5960	78
630	HXR 500LK8	356	745	96.0	95.9	0.80	0.75	47	5.8	21	8078	0.9	2.2	53.3	6150	78
710	HXR 500LM8	357	745	96.1	96.0	0.80	0.76	53	5.7	23	9105	0.9	2.2	57.7	6440	78
800	HXR 500LP8	358	744	96.3	96.2	0.81	0.77	59	5.3	25	10262	0.8	2.0	63.5	6820	78
900	HXR 560LM8	668	746	96.5	96.3	0.77	0.72	70	5.5	33	11518	0.8	2.2	93.3	9510	80
1000	HXR 560LP8	734	747	96.7	96.5	0.78	0.72	77	5.6	37	12791	0.7	2.3	105.8	10120	80
1120	HXR 560LR8	735	747	96.9	96.7	0.77	0.72	86	5.5	41	14316	0.7	2.1	121.4	10860	80
600 r/min = 10 poles				10000 V 50 Hz												
560	HXR 560LL10	671	597	95.8	95.6	0.71	0.64	48	5.1	27	8959	0.8	2.1	91.4	9360	78
630	HXR 560LN10	672	596	95.9	95.7	0.72	0.65	53	5.3	29	10086	1.0	2.1	101.0	9840	78
710	HXR 560LR10	673	597	96.1	95.9	0.71	0.65	60	5.0	33	11359	0.8	2.1	113.1	10440	78

Data presented in rating lists are typical values. Guaranteed values on request.

All engineered motors are optimized for the specified application.

Accurate motor data will be given on request at quotation phase.

Legally binding performance and specification data is given to the end user once each order is confirmed.

HV modular induction motors, AMI

Technical data for totally enclosed squirrel cage three phase motors

3000 V - 50 Hz

IP55 - IC 611 - Insulation class F, temperature rise class B

Output kW	Motor type	Product ID	Speed r/min	Efficiency		Power factor		Current			Torque			Rotor inertia kgm ²	Motor weight kg	Sound pressure level L _p dB(A)
				Full load 100 %	3/4 load 75 %	Full load 100 %	3/4 load 75 %	I _N A	$\frac{I_s}{I_N}$	I ₀ A	T _N Nm	$\frac{T_s}{T_N}$	$\frac{T_{max}}{T_N}$			
3000 r/min = 2 poles				3000 V 50 Hz												
630	AMI 400L2A	10000	2976	95.1	95.0	0.86	0.83	149	5.6	44	2022	0.6	2.4	7.2	3030	85
710	AMI 400L2A	10001	2974	95.2	95.2	0.86	0.84	167	5.0	46	2280	0.5	2.2	7.1	3030	85
800	AMI 400L2A	10002	2974	95.4	95.5	0.88	0.86	184	5.0	45	2569	0.5	2.1	7.6	3140	85
900	AMI 400L2A	10003	2975	95.7	95.7	0.87	0.85	209	5.2	54	2889	0.6	2.2	7.8	3210	85
1000	AMI 400L2A	10004	2976	95.9	96.0	0.87	0.86	230	5.4	59	3209	0.6	2.3	8.3	3320	85
1170	AMI 400L2A	10005	2975	96.1	96.2	0.89	0.88	263	5.3	57	3756	0.6	2.2	9.1	3520	85
1200	AMI 400L2A	10006	2979	96.2	96.4	0.90	0.89	268	5.4	55	3846	0.6	2.1	11.9	3640	85
1250	AMI 450L2A	10007	2970	95.6	95.8	0.87	0.86	291	4.0	66	4019	0.4	1.8	10.3	4030	86
1400	AMI 450L2A	10008	2973	96.0	96.1	0.88	0.87	319	4.3	70	4496	0.4	1.9	11.2	4250	86
1600	AMI 450L2A	10009	2976	96.2	96.3	0.87	0.86	367	4.7	90	5134	0.4	2.0	11.9	4370	86
1800	AMI 450L2A	10010	2978	96.5	96.5	0.88	0.86	409	5.2	105	5771	0.5	2.2	13.3	4670	86
1900	AMI 450L2A	10011	2985	96.7	96.8	0.89	0.88	425	5.5	104	6077	0.4	2.3	18.0	4820	86
2000	AMI 500L2A	10012	2977	96.2	96.3	0.89	0.88	451	4.3	99	6416	0.4	1.9	19.8	5210	87
2240	AMI 500L2A	10013	2979	96.5	96.6	0.90	0.89	499	4.9	113	7180	0.4	2.1	22.4	5590	87
2650	AMI 500L2A	10014	2981	96.8	96.9	0.90	0.90	582	5.4	128	8489	0.5	2.3	26.3	6180	87
2800	AMI 500L2A	10015	2987	97.0	97.1	0.91	0.90	613	5.3	127	8953	0.4	2.2	35.3	6390	87
3150	AMI 560L2A B	10016	2979	96.7	96.8	0.92	0.91	683	5.4	125	10098	0.4	2.6	40.8	9150	80
3550	AMI 560L2A B	10017	2981	96.9	96.9	0.90	0.89	783	5.8	174	11372	0.5	2.8	44.0	9580	80
4000	AMI 560L2A B	10018	2982	97.0	97.1	0.91	0.91	869	5.8	169	12810	0.6	2.8	47.4	10000	80
4200	AMI 560L2A B	10019	2982	97.0	97.1	0.91	0.90	916	5.9	181	13451	0.5	2.8	52.8	10610	80
4500	AMI 560L2A B	10020	2988	97.3	97.4	0.92	0.92	962	5.8	152	14379	0.4	2.6	70.1	10950	80
5000	AMI 630L2A B	10021	2985	96.8	96.7	0.90	0.89	1108	5.7	215	15998	0.4	2.8	91.7	12630	81
5600	AMI 630L2A B	10022	2984	96.9	96.9	0.91	0.91	1223	5.9	188	17919	0.6	2.8	101.5	13570	81
6200	AMI 630L2A B	10023	2989	97.2	97.1	0.93	0.93	1326	5.9	189	19808	0.4	2.7	135.5	14200	81

Data presented in rating lists are typical values. Guaranteed values on request.

All engineered motors are optimized for the specified application.

Accurate motor data will be given on request at quotation phase.

Legally binding performance and specification data is given to the end user once each order is confirmed.

HV modular induction motors, AMI

Technical data for totally enclosed squirrel cage three phase motors

3000 V - 50 Hz

IP55 - IC 611 - Insulation class F, temperature rise class B

Output kW	Motor type	Product ID	Speed r/min	Efficiency		Power factor		Current			Torque			Rotor inertia kgm ²	Motor weight kg	Sound pressure level L _p dB(A)
				Full load 100 %	3/4 load 75 %	Full load 100 %	3/4 load 75 %	I _N A	$\frac{I_s}{I_N}$	I ₀ A	T _N Nm	$\frac{T_s}{T_N}$	$\frac{T_{max}}{T_N}$			
1500 r/min = 4 poles				3000 V 50 Hz												
630	AMI 400L4A	10024	1482	94.6	94.8	0.87	0.86	146	4.3	38	4058	0.5	1.8	14.6	2930	79
710	AMI 400L4A	10025	1484	95.0	95.2	0.87	0.86	165	4.8	46	4569	0.6	2.0	15.6	3030	79
800	AMI 400L4A	10026	1486	95.2	95.3	0.86	0.83	188	5.4	62	5142	0.7	2.2	16.6	3110	79
900	AMI 400L4A	10027	1486	95.4	95.5	0.86	0.84	210	5.4	66	5785	0.7	2.2	17.6	3210	79
1000	AMI 400L4A	10028	1486	95.6	95.7	0.86	0.83	234	5.5	76	6426	0.7	2.2	18.6	3320	79
1120	AMI 400L4A	10029	1486	95.8	96.0	0.88	0.86	256	5.5	73	7198	0.8	2.2	20.6	3520	79
1250	AMI 450L4A	10030	1486	95.6	95.7	0.88	0.87	286	5.3	77	8033	0.7	2.1	30.9	4190	81
1400	AMI 450L4A	10031	1487	95.8	95.9	0.87	0.85	323	5.7	97	8992	0.7	2.3	32.6	4310	81
1600	AMI 450L4A	10032	1487	96.0	96.1	0.87	0.85	367	5.9	108	10274	0.8	2.4	36.1	4540	81
1750	AMI 450L4A	10033	1489	96.2	96.2	0.87	0.85	403	5.8	124	11224	0.7	2.4	38.3	4680	81
1800	AMI 500L4A	10034	1489	95.8	95.9	0.88	0.87	411	4.8	102	11545	0.5	1.9	50.0	5220	82
2000	AMI 500L4A	10035	1490	96.1	96.2	0.89	0.87	452	5.4	116	12817	0.6	2.1	56.1	5540	82
2240	AMI 500L4A	10036	1490	96.3	96.4	0.88	0.87	507	5.5	131	14354	0.7	2.1	59.1	5710	82
2500	AMI 500L4A	10037	1490	96.4	96.5	0.90	0.89	558	5.5	131	16020	0.7	2.1	65.1	6020	82
2750	AMI 500L4A	10038	1491	96.6	96.7	0.90	0.89	609	5.8	141	17618	0.7	2.2	71.1	6360	82
3250	AMI 560L4A B	10039	1490	96.3	96.4	0.87	0.87	742	4.8	163	20833	0.5	2.1	104.3	8090	86
3750	AMI 560L4A B	10040	1490	96.5	96.7	0.89	0.90	836	4.9	154	24037	0.5	2.1	118.4	8660	86
4250	AMI 560L4A B	10041	1491	96.7	96.9	0.89	0.88	954	5.5	207	27222	0.6	2.4	127.8	9070	86
4750	AMI 560L4A B	10042	1491	96.9	97.0	0.88	0.86	1077	5.8	263	30422	0.7	2.6	140.2	9670	86
5000	AMI 630L4A B	10043	1489	96.7	96.8	0.89	0.89	1121	4.8	216	32055	0.5	2.1	183.2	11360	87
5600	AMI 630L4A B	10044	1491	97.0	97.1	0.89	0.89	1244	5.4	259	35855	0.6	2.4	206.7	12180	87
6100	AMI 630L4A B	10045	1491	97.0	97.2	0.90	0.90	1348	4.9	222	39067	0.5	2.1	222.6	12660	87
7100	AMI 630L4A B	10046	1492	97.2	97.3	0.88	0.87	1591	5.6	363	45428	0.6	2.5	243.8	13390	87

Data presented in rating lists are typical values. Guaranteed values on request.

All engineered motors are optimized for the specified application.

Accurate motor data will be given on request at quotation phase.

Legally binding performance and specification data is given to the end user once each order is confirmed.

HV modular induction motors, AMI

Technical data for totally enclosed squirrel cage three phase motors

3000 V - 50 Hz

IP55 - IC 611 - Insulation class F, temperature rise class B

Output kW	Motor type	Product ID	Speed r/min	Efficiency		Power factor		Current			Torque			Rotor inertia kgm ²	Motor weight kg	Sound pressure level L _p dB(A)
				Full load 100 %	3/4 load 75 %	Full load 100 %	3/4 load 75 %	I _N A	$\frac{I_s}{I_N}$	I ₀ A	T _N Nm	$\frac{T_s}{T_N}$	$\frac{T_{max}}{T_N}$			
1000 r/min = 6 poles				3000 V 50 Hz												
450	AMI 400L6A	10047	988	94.7	94.8	0.84	0.81	109	5.0	40	4349	0.8	2.0	17.0	2950	78
500	AMI 400L6A	10048	987	94.6	94.9	0.85	0.82	120	4.6	40	4839	0.7	1.8	17.0	2950	78
560	AMI 400L6A	10049	988	94.8	95.0	0.84	0.81	136	4.9	49	5414	0.8	2.0	18.2	3030	78
630	AMI 400L6A	10050	988	94.8	95.0	0.81	0.77	158	5.0	65	6089	0.8	2.0	18.2	3030	78
710	AMI 400L6A	10051	989	95.2	95.3	0.81	0.77	177	5.4	74	6855	0.9	2.2	20.7	3220	78
830	AMI 400L6A	10052	990	95.5	95.5	0.82	0.77	205	5.9	85	8006	1.0	2.4	24.3	3510	78
900	AMI 450L6A	10053	990	95.6	95.8	0.84	0.82	214	5.1	72	8680	0.7	2.1	35.4	3970	79
1000	AMI 450L6A	10054	990	95.7	95.9	0.84	0.82	238	5.3	81	9642	0.7	2.1	37.7	4090	79
1120	AMI 450L6A	10055	991	95.9	96.0	0.85	0.82	265	5.6	92	10792	0.8	2.2	42.2	4320	79
1250	AMI 450L6A	10056	991	95.9	96.2	0.87	0.85	290	5.4	88	12050	0.7	2.1	46.7	4570	79
1380	AMI 450L6A	10057	992	96.2	96.3	0.83	0.80	331	5.6	124	13284	0.7	2.3	49.3	4720	79
1500	AMI 500L6A	10058	991	96.0	96.2	0.86	0.84	349	5.3	106	14450	0.8	2.0	61.6	5240	79
1700	AMI 500L6A	10059	992	96.2	96.5	0.88	0.86	388	5.3	109	16366	0.7	2.0	69.6	5550	79
1800	AMI 500L6A	10060	993	96.3	96.5	0.85	0.82	424	5.7	148	17313	0.8	2.2	75.5	5810	79
2000	AMI 500L6A	10061	993	96.5	96.6	0.87	0.84	460	5.7	144	19230	0.7	2.2	83.8	6120	79
2250	AMI 500L6A	10062	994	96.6	96.7	0.84	0.81	533	5.7	190	21625	0.7	2.2	90.9	6450	79
2500	AMI 560L6A B	10063	992	96.3	96.5	0.87	0.85	576	5.3	154	24060	0.7	2.3	133.4	7770	83
2800	AMI 560L6A B	10064	993	96.5	96.7	0.86	0.84	649	5.6	186	26931	0.7	2.4	145.4	8160	83
3150	AMI 560L6A B	10065	994	96.7	96.9	0.86	0.84	731	5.9	218	30277	0.7	2.5	163.5	8760	83
3550	AMI 560L6A B	10066	993	96.8	97.0	0.88	0.87	805	5.8	207	34130	0.7	2.4	182.2	9340	83
3900	AMI 560L6A B	10067	994	97.0	97.2	0.87	0.86	890	5.6	234	37455	0.7	2.2	203.4	9950	83
4500	AMI 630L6A B	10068	993	96.9	97.1	0.87	0.86	1032	5.0	254	43279	0.6	2.2	251.0	11570	84
5000	AMI 630L6A B	10069	994	97.1	97.2	0.87	0.85	1140	5.8	310	48030	0.7	2.5	297.9	12720	84
5700	AMI 630L6A B	10070	994	97.2	97.3	0.89	0.88	1273	5.8	303	54756	0.8	2.4	345.5	13930	84

Data presented in rating lists are typical values. Guaranteed values on request.

All engineered motors are optimized for the specified application.

Accurate motor data will be given on request at quotation phase.

Legally binding performance and specification data is given to the end user once each order is confirmed.

HV modular induction motors, AMI

Technical data for totally enclosed squirrel cage three phase motors

3000 V - 50 Hz

IP55 - IC 611 - Insulation class F, temperature rise class B

Output kW	Motor type	Product ID	Speed r/min	Efficiency		Power factor		Current			Torque			Rotor inertia kgm ²	Motor weight kg	Sound pressure level L _p dB(A)
				Full load 100 %	3/4 load 75 %	Full load 100 %	3/4 load 75 %	I _N A	$\frac{I_s}{I_N}$	I ₀ A	T _N Nm	$\frac{T_s}{T_N}$	$\frac{T_{max}}{T_N}$			
750 r/min = 8 poles				3000 V 50 Hz												
280	AMI 400L8A	10071	742	94.6	94.7	0.82	0.78	70	5.1	29	3604	0.8	2.1	19.3	2910	77
315	AMI 400L8A	10072	742	94.7	94.8	0.81	0.76	80	5.1	35	4054	0.8	2.1	19.3	2920	77
355	AMI 400L8A	10073	741	94.5	94.8	0.82	0.78	88	4.6	35	4576	0.7	1.8	19.3	2920	77
400	AMI 400L8A	10074	742	94.8	95.0	0.80	0.76	101	5.0	44	5150	0.8	2.0	20.7	3020	77
450	AMI 400L8A	10075	741	94.9	95.2	0.81	0.77	112	4.9	46	5796	0.8	1.9	22.2	3110	77
500	AMI 400L8A	10076	741	95.0	95.3	0.82	0.78	124	4.9	51	6440	0.8	1.9	23.6	3210	77
560	AMI 400L8A	10077	742	95.1	95.4	0.81	0.77	139	5.0	58	7211	0.8	2.0	25.1	3300	77
620	AMI 400L8A	10078	742	95.3	95.5	0.82	0.79	152	5.0	59	7984	0.8	1.9	28.0	3490	77
630	AMI 450L8A	10079	743	95.5	95.5	0.80	0.74	159	5.6	74	8096	0.9	2.3	40.3	3940	77
710	AMI 450L8A	10080	743	95.6	95.6	0.79	0.73	181	5.8	86	9122	0.9	2.4	43.0	4060	77
800	AMI 450L8A	10081	743	95.6	95.7	0.81	0.76	199	5.8	88	10277	0.9	2.4	48.3	4280	77
900	AMI 450L8A	10082	743	95.7	95.9	0.82	0.77	221	5.6	94	11567	0.9	2.3	51.0	4400	77
1000	AMI 450L8A	10083	743	95.8	96.1	0.84	0.81	239	5.3	88	12861	0.8	2.1	56.4	4670	77
1120	AMI 500L8A	10084	742	95.5	95.7	0.83	0.80	270	5.1	98	14411	0.8	2.1	74.5	5320	77
1200	AMI 500L8A	10085	742	95.6	95.9	0.86	0.84	282	4.9	87	15446	0.7	1.9	83.3	5620	77
1350	AMI 500L8A	10086	743	95.9	96.1	0.84	0.81	321	5.5	114	17342	0.8	2.2	92.9	5940	77
1500	AMI 500L8A	10087	745	96.2	96.2	0.83	0.79	363	5.9	140	19234	0.9	2.2	106.8	6410	77
1800	AMI 560L8A B	10088	744	96.3	96.5	0.83	0.81	435	4.7	141	23102	0.6	1.9	146.2	7780	78
2000	AMI 560L8A B	10089	743	96.3	96.6	0.84	0.83	473	4.6	135	25698	0.6	1.8	159.8	8160	78
2240	AMI 560L8A B	10090	744	96.4	96.7	0.83	0.81	540	4.5	164	28751	0.6	1.8	167.1	8370	78
2500	AMI 560L8A B	10091	744	96.5	96.7	0.84	0.82	594	5.0	184	32075	0.7	1.9	201.0	9240	78
2900	AMI 560L8A B	10092	746	96.8	96.8	0.82	0.79	701	5.7	259	37144	0.8	2.2	231.1	10050	78
3150	AMI 630L8A B	10093	744	96.6	96.8	0.85	0.85	736	4.8	190	40433	0.7	1.8	315.0	11690	79
3550	AMI 630L8A B	10094	745	96.8	97.0	0.86	0.85	824	5.0	218	45519	0.7	1.9	353.5	12440	79
4000	AMI 630L8A B	10095	746	97.0	97.1	0.85	0.84	929	5.3	255	51236	0.7	2.0	403.8	13430	79
4200	AMI 630L8A B	10096	746	97.0	97.2	0.86	0.85	970	5.4	264	53783	0.7	2.0	440.4	14160	79

Data presented in rating lists are typical values. Guaranteed values on request.

All engineered motors are optimized for the specified application.

Accurate motor data will be given on request at quotation phase.

Legally binding performance and specification data is given to the end user once each order is confirmed.

HV modular induction motors, AMI

Technical data for totally enclosed squirrel cage three phase motors

3000 V - 50 Hz

IP55 - IC 611 - Insulation class F, temperature rise class B

Output kW	Motor type	Product ID	Speed r/min	Efficiency		Power factor		Current			Torque			Rotor inertia kgm ²	Motor weight kg	Sound pressure level L _p dB(A)
				Full load 100 %	3/4 load 75 %	Full load 100 %	3/4 load 75 %	I _N A	$\frac{I_s}{I_N}$	I ₀ A	T _N Nm	$\frac{T_s}{T_N}$	$\frac{T_{max}}{T_N}$			
600 r/min = 10 poles				3000 V 50 Hz												
250	AMI 400L10A	10097	590	93,4	93,7	0,76	0,72	67	4,0	31	4043	0,7	1,7	19,0	2920	76
280	AMI 400L10A	10098	590	93,6	93,9	0,77	0,72	75	3,9	33	4529	0,7	1,7	20,4	3010	76
315	AMI 400L10A	10099	591	93,7	94,0	0,77	0,72	84	4,0	38	5094	0,7	1,7	21,9	3110	76
355	AMI 400L10A	10100	592	94,0	94,1	0,76	0,70	96	4,4	47	5730	0,8	1,9	24,7	3280	76
400	AMI 400L10A	10101	592	94,2	94,2	0,75	0,70	109	4,6	54	6451	0,8	1,9	27,6	3470	76
450	AMI 450L10A	10102	591	94,4	94,9	0,82	0,80	111	4,2	40	7268	0,7	1,7	40,0	3920	76
500	AMI 450L10A	10103	591	94,6	95,1	0,82	0,79	123	4,3	45	8074	0,7	1,7	42,7	4040	76
560	AMI 450L10A	10104	592	94,7	95,2	0,82	0,79	139	4,4	52	9038	0,8	1,8	45,4	4160	76
630	AMI 450L10A	10105	592	94,9	95,3	0,83	0,80	155	4,4	56	10167	0,8	1,8	50,8	4400	76
710	AMI 450L10A	10106	592	95,1	95,4	0,82	0,79	174	4,6	66	11451	0,8	1,8	56,2	4640	76
800	AMI 500L10A	10107	593	95,5	95,8	0,84	0,81	193	4,6	67	12882	0,7	1,8	75,7	5340	76
900	AMI 500L10A	10108	593	95,6	96,0	0,84	0,81	216	4,7	75	14485	0,7	1,9	84,7	5640	76
1000	AMI 500L10A	10109	594	95,8	96,0	0,83	0,79	243	5,1	93	16076	0,8	2,0	93,5	5920	76
1150	AMI 500L10A	10110	595	96,0	96,1	0,82	0,78	281	5,5	116	18470	0,8	2,2	107,0	6370	76
1250	AMI 560L10A B	10112	593	95,8	96,1	0,84	0,82	299	4,9	98	20133	0,8	2,1	159,8	7710	75
1400	AMI 560L10A B	10113	593	95,8	96,1	0,84	0,82	334	4,8	105	22559	0,8	2,0	167,8	7890	75
1600	AMI 560L10A B	10114	593	96,0	96,3	0,85	0,83	378	4,8	119	25762	0,7	2,0	184,2	8290	75
1800	AMI 560L10A B	10115	594	96,2	96,5	0,84	0,82	427	5,1	145	28945	0,8	2,2	200,6	8660	75
2000	AMI 560L10A B	10116	595	96,4	96,7	0,85	0,83	472	4,8	148	32111	0,7	1,9	226,6	9270	75
2300	AMI 560L10A B	10117	596	96,6	96,8	0,83	0,80	552	5,7	208	36874	0,9	2,3	259,1	10030	75
2500	AMI 630L10A B	10118	595	96,6	96,8	0,85	0,83	586	5,4	187	40123	0,8	2,1	376,9	11910	76
2800	AMI 630L10A B	10119	595	96,7	96,9	0,85	0,83	653	5,4	203	44933	0,8	2,1	419,7	12640	76
3000	AMI 630L10A B	10120	596	96,8	97,0	0,85	0,84	698	5,5	211	48105	0,9	2,0	450,5	13130	76
3300	AMI 630L10A B	10121	597	96,9	97,1	0,85	0,82	774	5,7	253	52819	0,8	2,0	512,8	14050	76

Data presented in rating lists are typical values. Guaranteed values on request.

All engineered motors are optimized for the specified application.

Accurate motor data will be given on request at quotation phase.

Legally binding performance and specification data is given to the end user once each order is confirmed.

HV modular induction motors, AMI

Technical data for totally enclosed squirrel cage three phase motors

3000 V - 50 Hz

IP55 - IC 611 - Insulation class F, temperature rise class B

Output kW	Motor type	Product ID	Speed r/min	Efficiency		Power factor		Current			Torque			Rotor inertia kgm ²	Motor weight kg	Sound pressure level L _p dB(A)
				Full load 100 %	3/4 load 75 %	Full load 100 %	3/4 load 75 %	I _N A	$\frac{I_s}{I_N}$	I ₀ A	T _N Nm	$\frac{T_s}{T_N}$	$\frac{T_{max}}{T_N}$			
500 r/min = 12 poles				3000 V 50 Hz												
160	AMI 400L12A	10122	493	92.4	92.3	0.72	0.66	47	3.8	25	3099	0.7	1.7	19.3	2920	76
180	AMI 400L12A	10123	492	92.3	92.2	0.70	0.64	53	3.8	29	3492	0.8	1.8	19.1	2920	76
200	AMI 400L12A	10124	492	92.5	92.4	0.71	0.65	59	3.8	32	3879	0.8	1.8	20.5	3010	76
224	AMI 400L12A	10125	492	92.7	92.6	0.71	0.65	66	3.9	36	4343	0.8	1.8	21.9	3110	76
250	AMI 400L12A	10126	492	92.9	92.8	0.72	0.66	72	3.8	37	4848	0.8	1.7	24.8	3300	76
290	AMI 400L12A	10127	492	93.1	93.0	0.73	0.67	83	3.8	42	5624	0.8	1.7	27.7	3490	76
315	AMI 450L12A	10128	493	94.1	94.1	0.74	0.68	87	4.4	45	6099	0.9	1.9	39.7	3900	76
355	AMI 450L12A	10129	493	94.0	94.2	0.76	0.71	96	4.1	45	6882	0.8	1.8	42.3	4000	76
400	AMI 450L12A	10130	493	94.1	94.4	0.77	0.72	106	4.0	48	7752	0.7	1.7	45.2	4130	76
450	AMI 450L12A	10131	493	94.2	94.5	0.75	0.70	122	4.2	59	8721	0.8	1.8	47.7	4250	76
500	AMI 450L12A	10132	493	94.4	94.7	0.77	0.73	132	4.0	59	9687	0.7	1.7	53.3	4490	76
530	AMI 450L12A	10133	493	94.6	94.8	0.76	0.71	141	4.2	66	10260	0.8	1.8	56.0	4630	76
560	AMI 500L12A	10134	493	94.8	95.1	0.78	0.74	146	4.0	64	10839	0.6	1.8	70.7	5170	76
630	AMI 500L12A	10135	494	95.0	95.2	0.78	0.74	163	4.2	72	12186	0.6	1.9	79.6	5460	76
710	AMI 500L12A	10136	494	95.1	95.3	0.78	0.73	184	4.5	84	13734	0.7	1.9	88.0	5760	76
800	AMI 500L12A	10137	494	95.3	95.5	0.79	0.75	206	4.3	87	15458	0.7	1.8	97.8	6070	76
850	AMI 500L12A	10138	494	95.3	95.4	0.78	0.74	219	4.6	98	16435	0.7	1.9	105.9	6370	76
1000	AMI 560L12A B	10139	493	95.4	96.0	0.83	0.80	244	4.1	87	19371	0.6	1.9	160.8	7680	74
1120	AMI 560L12A B	10140	493	95.6	96.0	0.81	0.77	278	4.3	111	21682	0.6	2.0	160.8	7700	74
1250	AMI 560L12A B	10141	493	95.7	96.2	0.81	0.78	309	4.4	121	24191	0.6	2.0	176.9	8080	74
1400	AMI 560L12A B	10142	495	96.0	96.4	0.80	0.76	350	4.6	146	27033	0.7	2.1	194.1	8470	74
1600	AMI 560L12A B	10143	495	96.2	96.6	0.81	0.78	394	4.4	146	30865	0.7	1.9	227.1	9240	74
1800	AMI 560L12A B	10144	496	96.5	96.7	0.79	0.74	454	4.9	202	34649	0.7	2.1	262.1	10000	74
2000	AMI 630L12A B	10145	495	96.3	96.8	0.84	0.82	477	4.6	153	38566	0.7	1.9	351.9	11390	75
2240	AMI 630L12A B	10146	496	96.5	96.9	0.84	0.82	529	4.8	168	43165	0.7	1.9	424.3	12570	75
2500	AMI 630L12A B	10147	496	96.7	96.9	0.83	0.80	600	5.5	224	48135	0.9	2.2	478.5	13520	75
2650	AMI 630L12A B	10148	496	96.8	97.0	0.82	0.79	639	5.7	251	50969	0.9	2.3	510.5	14000	75

Data presented in rating lists are typical values. Guaranteed values on request.

All engineered motors are optimized for the specified application.

Accurate motor data will be given on request at quotation phase.

Legally binding performance and specification data is given to the end user once each order is confirmed.

HV modular induction motors, AMI

Technical data for totally enclosed squirrel cage three phase motors

6000 V - 50 Hz

IP55 - IC 611 - Insulation class F, temperature rise class B

Output kW	Motor type	Product ID	Speed r/min	Efficiency		Power factor		Current			Torque			Rotor inertia kgm ²	Motor weight kg	Sound pressure level L _p dB(A)
				Full load 100 %	3/4 load 75 %	Full load 100 %	3/4 load 75 %	I _N A	$\frac{I_s}{I_N}$	I ₀ A	T _N Nm	$\frac{T_s}{T_N}$	$\frac{T_{max}}{T_N}$			
3000 r/min = 2 poles				6000 V 50 Hz												
630	AMI 400L2A	10149	2975	94.9	94.8	0.87	0.84	74	5.6	22	2022	0.6	2.4	7.3	3000	85
710	AMI 400L2A	10150	2972	94.9	95.0	0.87	0.85	83	5.0	22	2282	0.5	2.1	7.3	3000	85
800	AMI 400L2A	10151	2971	95.1	95.3	0.88	0.87	92	5.0	22	2571	0.5	2.1	7.7	3110	85
900	AMI 400L2A	10152	2976	95.6	95.6	0.88	0.86	103	5.9	28	2888	0.7	2.5	8.5	3290	85
1000	AMI 400L2A	10153	2975	95.8	95.8	0.88	0.86	115	5.7	30	3210	0.7	2.4	9.2	3460	85
1150	AMI 400L2A	10155	2984	96.3	96.3	0.87	0.86	132	5.8	33	3680	0.6	2.4	12.4	3730	85
1250	AMI 450L2A	10156	2977	95.7	95.8	0.88	0.87	143	4.8	35	4009	0.4	2.1	11.2	4160	86
1400	AMI 450L2A	10157	2979	96.1	96.1	0.88	0.87	159	5.3	40	4487	0.5	2.2	12.3	4380	86
1600	AMI 450L2A	10158	2980	96.3	96.3	0.88	0.87	181	5.6	46	5128	0.6	2.4	13.9	4680	86
1700	AMI 450L2A	10159	2981	96.4	96.4	0.86	0.84	198	5.6	56	5446	0.6	2.4	14.4	4780	86
1800	AMI 450L2A	10160	2988	96.7	96.7	0.87	0.85	205	5.9	58	5752	0.5	2.4	18.6	4930	86
1800	AMI 500L2A	10161	2982	96.2	96.2	0.89	0.88	202	5.3	52	5764	0.5	2.3	21.1	5350	87
2000	AMI 500L2A	10162	2982	96.4	96.4	0.89	0.88	224	5.3	57	6404	0.5	2.3	22.4	5530	87
2240	AMI 500L2A	10163	2982	96.5	96.6	0.90	0.90	247	5.3	54	7174	0.5	2.2	25.0	5910	87
2360	AMI 500L2A	10164	2983	96.7	96.7	0.89	0.88	264	5.4	65	7554	0.5	2.3	26.2	6090	87
2600	AMI 500L2A	10165	2984	96.8	96.9	0.89	0.88	290	5.7	72	8320	0.5	2.4	28.5	6430	87
2700	AMI 500L2A	10166	2989	97.0	97.0	0.90	0.89	298	5.8	70	8626	0.4	2.4	38.0	6660	87
2900	AMI 560L2A B	10167	2979	96.5	96.6	0.90	0.90	321	4.9	65	9297	0.4	2.4	38.8	8850	80
3300	AMI 560L2A B	10168	2981	96.7	96.8	0.91	0.90	363	5.3	74	10572	0.4	2.5	42.1	9270	80
3700	AMI 560L2A B	10169	2984	96.9	97.0	0.91	0.90	405	5.6	82	11843	0.5	2.7	46.9	9900	80
4200	AMI 560L2A B	10170	2984	97.1	97.1	0.91	0.91	456	5.8	86	13443	0.5	2.7	52.2	10560	80
4550	AMI 560L2A B	10171	2988	97.3	97.3	0.91	0.90	495	5.9	102	14543	0.4	2.7	67.6	10790	80
4800	AMI 630L2A B	10172	2983	96.7	96.6	0.91	0.90	526	5.6	99	15365	0.4	2.7	89.1	12380	81
5200	AMI 630L2A B	10173	2983	96.8	96.8	0.92	0.92	560	5.8	75	16644	0.5	2.7	98.6	13210	81
5600	AMI 630L2A B	10174	2984	96.8	96.7	0.90	0.90	615	5.9	116	17920	0.5	2.8	108.7	13940	81
6200	AMI 630L2A B	10175	2990	97.1	97.1	0.91	0.91	672	5.8	117	19800	0.4	2.6	141.2	14360	81

Data presented in rating lists are typical values. Guaranteed values on request.

All engineered motors are optimized for the specified application.

Accurate motor data will be given on request at quotation phase.

Legally binding performance and specification data is given to the end user once each order is confirmed.

HV modular induction motors, AMI

Technical data for totally enclosed squirrel cage three phase motors

6000 V - 50 Hz

IP55 - IC 611 - Insulation class F, temperature rise class B

Output kW	Motor type	Product ID	Speed r/min	Efficiency		Power factor		Current			Torque			Rotor inertia kgm ²	Motor weight kg	Sound pressure level L _p dB(A)
				Full load 100 %	3/4 load 75 %	Full load 100 %	3/4 load 75 %	I _N A	$\frac{I_s}{I_N}$	I ₀ A	T _N Nm	$\frac{T_s}{T_N}$	$\frac{T_{max}}{T_N}$			
1500 r/min = 4 poles				6000 V 50 Hz												
630	AMI 400L4A	10176	1486	94.4	94.6	0.87	0.85	73	5.1	22	4049	0.6	2.1	15.6	2960	79
710	AMI 400L4A	10177	1485	94.6	94.9	0.89	0.87	82	5.0	22	4565	0.6	2.0	16.6	3060	79
800	AMI 400L4A	10178	1486	95.2	95.2	0.86	0.83	94	5.9	32	5140	0.8	2.4	17.5	3170	79
900	AMI 400L4A	10179	1487	95.4	95.4	0.86	0.83	106	6.0	37	5781	0.9	2.4	18.5	3270	79
1000	AMI 400L4A	10180	1486	95.5	95.7	0.87	0.85	116	5.5	36	6427	0.7	2.2	20.3	3460	79
1100	AMI 400L4A	10181	1487	95.7	95.8	0.85	0.81	130	5.9	47	7064	0.8	2.4	21.3	3560	79
1120	AMI 450L4A	10182	1488	95.3	95.4	0.88	0.87	128	5.3	35	7190	0.7	2.0	29.8	4020	81
1250	AMI 450L4A	10183	1488	95.5	95.6	0.88	0.86	144	5.5	42	8021	0.7	2.1	31.5	4140	81
1400	AMI 450L4A	10184	1489	95.8	95.9	0.86	0.84	163	5.9	52	8979	0.8	2.3	33.3	4290	81
1600	AMI 450L4A	10185	1488	96.0	96.1	0.89	0.87	180	5.7	49	10266	0.7	2.3	36.8	4550	81
1720	AMI 450L4A	10186	1490	96.2	96.2	0.84	0.81	204	6.0	75	11021	0.7	2.5	39.7	4780	81
1800	AMI 500L4A	10187	1491	95.9	96.0	0.90	0.88	201	5.7	51	11531	0.6	2.2	56.2	5480	82
2000	AMI 500L4A	10188	1491	96.1	96.2	0.89	0.88	224	5.9	58	12811	0.6	2.3	59.2	5640	82
2240	AMI 500L4A	10189	1490	96.2	96.3	0.89	0.87	252	5.9	68	14353	0.7	2.3	61.5	5810	82
2500	AMI 500L4A	10190	1492	96.5	96.6	0.88	0.87	282	5.9	79	15997	0.7	2.2	69.3	6160	82
2700	AMI 500L4A	10191	1493	96.6	96.7	0.87	0.85	310	5.9	95	17271	0.7	2.2	74.9	6480	82
3150	AMI 560L4A B	10192	1490	96.2	96.3	0.89	0.88	354	5.5	80	20186	0.6	2.4	108.5	8140	86
3550	AMI 560L4A B	10193	1491	96.4	96.6	0.89	0.88	398	5.6	92	22742	0.6	2.5	117.5	8560	86
4000	AMI 560L4A B	10194	1491	96.7	96.8	0.88	0.87	451	5.8	109	25615	0.7	2.6	131.1	9160	86
4500	AMI 560L4A B	10195	1491	96.8	96.9	0.90	0.90	496	5.8	100	28821	0.6	2.5	149.5	9940	86
5000	AMI 630L4A B	10196	1490	96.7	96.8	0.89	0.89	556	5.2	110	32051	0.6	2.3	197.2	11770	87
5600	AMI 630L4A B	10197	1491	96.9	97.0	0.90	0.90	620	5.4	121	35874	0.5	2.4	213.3	12290	87
6300	AMI 630L4A B	10198	1492	97.1	97.2	0.89	0.88	701	5.5	148	40330	0.6	2.4	228.9	12800	87
6900	AMI 630L4A B	10199	1492	97.2	97.3	0.90	0.89	762	5.5	151	44151	0.6	2.3	260.1	13780	87

Data presented in rating lists are typical values. Guaranteed values on request.

All engineered motors are optimized for the specified application.

Accurate motor data will be given on request at quotation phase.

Legally binding performance and specification data is given to the end user once each order is confirmed.

HV modular induction motors, AMI

Technical data for totally enclosed squirrel cage three phase motors

6000 V - 50 Hz

IP55 - IC 611 - Insulation class F, temperature rise class B

Output kW	Motor type	Product ID	Speed r/min	Efficiency		Power factor		Current			Torque			Rotor inertia kgm ²	Motor weight kg	Sound pressure level L _p dB(A)
				Full load 100 %	3/4 load 75 %	Full load 100 %	3/4 load 75 %	I _N A	$\frac{I_s}{I_N}$	I ₀ A	T _N Nm	$\frac{T_s}{T_N}$	$\frac{T_{max}}{T_N}$			
1000 r/min = 6 poles				6000 V 50 Hz												
450	AMI 400L6A	10200	988	94,5	94,7	0,84	0,81	55	4,7	19	4350	0,7	1,9	16,2	3040	78
500	AMI 400L6A	10201	989	94,5	94,6	0,83	0,79	61	5,4	24	4827	0,9	2,2	18,2	2990	78
560	AMI 400L6A	10202	989	94,7	94,8	0,84	0,81	68	5,3	25	5408	0,8	2,1	19,5	3080	78
630	AMI 400L6A	10203	989	94,8	95,0	0,85	0,82	76	5,2	27	6086	0,8	2,0	20,7	3170	78
750	AMI 400L6A	10204	991	95,2	95,2	0,79	0,74	95	5,8	44	7227	1,0	2,3	24,2	3460	78
800	AMI 450L6A	10205	991	95,3	95,4	0,84	0,81	96	5,6	35	7712	0,8	2,2	35,2	3920	79
900	AMI 450L6A	10206	991	95,5	95,6	0,84	0,81	108	5,7	39	8676	0,8	2,3	37,4	4040	79
1000	AMI 450L6A	10207	991	95,6	95,7	0,83	0,79	121	5,8	47	9635	0,9	2,3	39,6	4170	79
1120	AMI 450L6A	10208	991	95,8	95,9	0,84	0,80	134	5,8	50	10790	0,8	2,2	43,9	4410	79
1280	AMI 450L6A	10209	993	96,1	96,1	0,83	0,79	155	6,0	62	12314	0,8	2,5	49,3	4670	79
1400	AMI 500L6A	10210	992	95,9	96,1	0,87	0,84	162	5,7	52	13475	0,7	2,3	68,1	5450	79
1600	AMI 500L6A	10211	992	96,0	96,1	0,84	0,81	190	5,9	71	15397	0,8	2,3	73,9	5710	79
1800	AMI 500L6A	10212	993	96,2	96,3	0,86	0,84	208	5,9	67	17317	0,7	2,3	82,4	6020	79
2050	AMI 500L6A	10213	994	96,5	96,5	0,83	0,79	246	6,0	95	19691	0,8	2,4	90,8	6370	79
2240	AMI 560L6A B	10214	992	96,2	96,4	0,86	0,84	261	5,5	77	21553	0,7	2,3	131,6	7720	83
2550	AMI 560L6A B	10215	992	96,3	96,5	0,87	0,86	293	5,4	79	24538	0,7	2,3	143,7	8100	83
2800	AMI 560L6A B	10216	993	96,5	96,7	0,86	0,85	323	5,5	91	26933	0,7	2,2	155,2	8480	83
3150	AMI 560L6A B	10217	993	96,6	96,8	0,84	0,82	373	5,4	118	30283	0,7	2,2	172,9	9020	83
3350	AMI 560L6A B	10218	994	96,7	96,8	0,83	0,80	401	5,7	138	32189	0,7	2,3	184,8	9400	83
3700	AMI 560L6A B	10219	994	96,8	96,9	0,83	0,80	442	5,9	154	35543	0,7	2,4	202,8	9970	83
4150	AMI 630L6A B	10220	993	96,8	97,0	0,86	0,85	479	5,2	128	39890	0,6	2,2	250,2	11470	84
4500	AMI 630L6A B	10221	994	96,9	97,1	0,86	0,84	520	5,5	145	43237	0,7	2,4	269,0	11950	84
4750	AMI 630L6A B	10222	994	97,0	97,1	0,86	0,84	551	5,6	158	45617	0,7	2,3	295,9	12550	84
5150	AMI 630L6A B	10223	995	97,1	97,2	0,83	0,81	613	5,5	200	49436	0,6	2,2	321,4	13270	84
5600	AMI 630L6A B	10224	995	97,2	97,3	0,85	0,82	655	5,7	211	53740	0,6	2,5	344,1	13810	84

Data presented in rating lists are typical values. Guaranteed values on request.

All engineered motors are optimized for the specified application.

Accurate motor data will be given on request at quotation phase.

Legally binding performance and specification data is given to the end user once each order is confirmed.

HV modular induction motors, AMI

Technical data for totally enclosed squirrel cage three phase motors

6000 V - 50 Hz

IP55 - IC 611 - Insulation class F, temperature rise class B

Output kW	Motor type	Product ID	Speed r/min	Efficiency		Power factor		Current			Torque			Rotor inertia kgm ²	Motor weight kg	Sound pressure level L _p dB(A)
				Full load 100 %	3/4 load 75 %	Full load 100 %	3/4 load 75 %	I _N A	$\frac{I_s}{I_N}$	I ₀ A	T _N Nm	$\frac{T_s}{T_N}$	$\frac{T_{max}}{T_N}$			
750 r/min = 8 poles				6000 V 50 Hz												
280	AMI 400L8A	10225	742	94.0	94.3	0.82	0.78	35	5.1	14	3604	0.8	2.1	19.3	2870	77
315	AMI 400L8A	10226	742	94.1	94.3	0.81	0.76	40	5.2	17	4054	0.8	2.1	19.3	2880	77
355	AMI 400L8A	10227	741	94.2	94.6	0.83	0.79	44	4.9	17	4572	0.8	1.9	20.8	2970	77
400	AMI 400L8A	10228	742	94.3	94.6	0.81	0.76	50	5.1	22	5150	0.8	2.0	20.8	2970	77
450	AMI 400L8A	10229	741	94.4	94.8	0.82	0.78	56	5.0	23	5796	0.8	2.0	22.2	3070	77
530	AMI 400L8A	10230	742	94.8	95.1	0.83	0.80	65	5.0	25	6825	0.8	1.9	26.6	3340	77
560	AMI 450L8A	10231	741	94.8	95.1	0.84	0.81	67	5.2	25	7220	0.8	2.1	39.7	3880	77
630	AMI 450L8A	10232	743	95.2	95.3	0.80	0.75	80	5.5	37	8096	0.8	2.3	40.2	3890	77
710	AMI 450L8A	10233	743	95.3	95.4	0.79	0.74	90	5.7	43	9122	0.9	2.4	43.0	4010	77
800	AMI 450L8A	10234	743	95.5	95.6	0.81	0.76	100	5.4	45	10278	0.8	2.1	48.1	4250	77
900	AMI 450L8A	10235	742	95.6	95.8	0.84	0.81	108	5.6	40	11576	0.9	2.2	56.1	4600	77
1000	AMI 500L8A	10236	744	95.5	95.7	0.84	0.81	120	5.0	41	12835	0.7	1.9	76.2	5270	77
1120	AMI 500L8A	10237	744	95.7	95.8	0.84	0.82	134	5.2	46	14369	0.7	1.9	85.3	5580	77
1250	AMI 500L8A	10238	745	95.8	95.9	0.83	0.80	150	5.5	57	16028	0.8	2.1	94.3	5880	77
1400	AMI 500L8A	10239	745	96.0	96.0	0.82	0.77	172	5.9	72	17936	0.8	2.3	107.6	6330	77
1600	AMI 560L8A B	10240	744	96.2	96.4	0.85	0.82	189	5.0	60	20523	0.6	2.1	153.8	7900	78
1800	AMI 560L8A B	10241	745	96.3	96.5	0.84	0.82	214	5.1	70	23087	0.6	2.1	161.0	8090	78
2000	AMI 560L8A B	10242	745	96.4	96.6	0.84	0.82	237	5.0	74	25635	0.6	2.0	176.2	8480	78
2240	AMI 560L8A B	10243	745	96.5	96.7	0.84	0.82	265	5.0	83	28708	0.6	2.0	190.6	8870	78
2500	AMI 560L8A B	10244	745	96.6	96.8	0.84	0.81	297	5.3	99	32029	0.7	2.1	204.9	9260	78
2750	AMI 560L8A B	10245	746	96.7	96.9	0.85	0.82	323	5.4	104	35223	0.7	2.1	233.7	10020	78
3150	AMI 630L8A B	10246	745	96.7	96.8	0.85	0.83	370	5.3	109	40351	0.7	2.0	330.6	11840	79
3500	AMI 630L8A B	10247	746	96.8	97.0	0.86	0.84	407	5.4	116	44820	0.7	2.0	379.4	12810	79
3900	AMI 630L8A B	10248	746	96.9	97.0	0.86	0.84	451	5.8	132	49918	0.8	2.1	440.4	14010	79

Data presented in rating lists are typical values. Guaranteed values on request.

All engineered motors are optimized for the specified application.

Accurate motor data will be given on request at quotation phase.

Legally binding performance and specification data is given to the end user once each order is confirmed.

HV modular induction motors, AMI

Technical data for totally enclosed squirrel cage three phase motors

6000 V - 50 Hz

IP55 - IC 611 - Insulation class F, temperature rise class B

Output kW	Motor type	Product ID	Speed r/min	Efficiency		Power factor		Current			Torque			Rotor inertia kgm ²	Motor weight kg	Sound pressure level L _p dB(A)
				Full load 100 %	3/4 load 75 %	Full load 100 %	3/4 load 75 %	I _N A	$\frac{I_s}{I_N}$	I ₀ A	T _N Nm	$\frac{T_s}{T_N}$	$\frac{T_{max}}{T_N}$			
600 r/min = 10 poles				6000 V 50 Hz												
200	AMI 400L10A	10249	592	92.9	92.8	0.70	0.63	30	4.0	17	3225	0.6	1.9	16.1	3010	76
224	AMI 400L10A	10250	592	93.0	92.9	0.69	0.62	34	3.9	20	3614	0.6	1.9	16.1	3010	76
250	AMI 400L10A	10251	593	93.2	93.1	0.72	0.66	36	4.4	20	4029	0.7	2.0	19.5	3050	76
280	AMI 400L10A	10252	592	93.3	93.4	0.74	0.68	39	4.2	20	4517	0.7	1.9	20.7	3150	76
315	AMI 400L10A	10253	594	93.7	93.6	0.74	0.68	44	4.7	23	5068	0.8	2.0	25.0	3250	76
355	AMI 400L10A	10254	593	93.8	93.8	0.75	0.69	49	4.6	25	5715	0.8	1.9	26.4	3340	76
400	AMI 450L10A	10255	592	94.0	94.4	0.82	0.78	50	4.5	20	6457	0.8	1.8	39.8	3860	76
450	AMI 450L10A	10256	592	94.2	94.6	0.82	0.78	56	4.6	22	7264	0.8	1.8	42.5	3980	76
500	AMI 450L10A	10257	592	94.4	94.7	0.81	0.78	63	4.7	25	8066	0.9	1.9	45.2	4090	76
560	AMI 450L10A	10258	592	94.5	94.9	0.82	0.78	70	4.8	27	9033	0.9	1.9	50.5	4330	76
650	AMI 450L10A	10259	593	94.9	95.1	0.80	0.75	82	5.2	37	10464	1.0	2.1	53.5	4460	76
710	AMI 500L10A	10260	594	95.2	95.5	0.83	0.80	86	5.0	32	11423	0.8	1.9	75.4	5270	76
800	AMI 500L10A	10261	594	95.1	95.5	0.84	0.81	97	4.8	35	12871	0.7	1.9	80.2	5390	76
900	AMI 500L10A	10262	594	95.4	95.7	0.83	0.80	109	5.1	41	14469	0.8	2.0	89.2	5690	76
1000	AMI 500L10A	10263	595	95.7	95.9	0.82	0.79	122	5.0	46	16056	0.8	1.9	94.4	5880	76
1100	AMI 500L10A	10264	595	95.8	95.9	0.81	0.77	136	5.6	58	17640	0.9	2.1	107.9	6300	76
1250	AMI 560L10A B	10265	593	95.6	96.0	0.85	0.82	148	5.2	51	20116	0.8	2.3	160.6	7630	75
1400	AMI 560L10A B	10266	593	95.7	96.1	0.85	0.83	164	5.0	52	22527	0.7	2.1	177.1	8010	75
1600	AMI 560L10A B	10267	593	95.9	96.2	0.86	0.84	187	5.2	57	25755	0.8	2.2	208.3	8760	75
1800	AMI 560L10A B	10268	595	96.1	96.3	0.84	0.81	214	5.5	74	28884	0.9	2.1	233.1	9250	75
2050	AMI 560L10A B	10269	596	96.3	96.4	0.82	0.78	249	5.7	98	32867	0.9	2.2	256.3	9820	75
2240	AMI 630L10A B	10270	595	96.4	96.6	0.85	0.83	262	5.5	83	35956	0.9	2.1	349.2	11340	76
2500	AMI 630L10A B	10271	595	96.5	96.7	0.85	0.83	292	5.4	92	40117	0.8	2.1	391.2	12050	76
2800	AMI 630L10A B	10272	596	96.7	96.8	0.84	0.81	333	5.7	119	44833	0.8	2.1	437.3	12730	76
3150	AMI 630L10A B	10273	597	96.9	97.0	0.82	0.79	381	5.7	147	50371	0.7	2.2	516.2	13980	76

Data presented in rating lists are typical values. Guaranteed values on request.

All engineered motors are optimized for the specified application.

Accurate motor data will be given on request at quotation phase.

Legally binding performance and specification data is given to the end user once each order is confirmed.

HV modular induction motors, AMI

Technical data for totally enclosed squirrel cage three phase motors

6000 V - 50 Hz

IP55 - IC 611 - Insulation class F, temperature rise class B

Output kW	Motor type	Product ID	Speed r/min	Efficiency		Power factor		Current			Torque			Rotor inertia kgm ²	Motor weight kg	Sound pressure level L _p dB(A)
				Full load 100 %	3/4 load 75 %	Full load 100 %	3/4 load 75 %	I _N A	$\frac{I_s}{I_N}$	I ₀ A	T _N Nm	$\frac{T_s}{T_N}$	$\frac{T_{max}}{T_N}$			
500 r/min = 12 poles				6000 V 50 Hz												
180	AMI 400L12A	10274	494	91.4	90.9	0.65	0.57	29	3.9	19	3483	0.8	2.0	18.2	2960	76
200	AMI 400L12A	10275	492	91.6	91.3	0.68	0.62	31	3.7	18	3879	0.7	1.7	19.4	3050	76
224	AMI 400L12A	10276	492	91.7	91.7	0.70	0.64	33	3.5	18	4350	0.7	1.6	20.6	3140	76
245	AMI 400L12A	10277	493	92.2	92.0	0.71	0.65	36	4.0	20	4745	0.8	1.8	26.2	3320	76
280	AMI 450L12A	10278	493	93.5	93.7	0.76	0.71	38	4.3	19	5418	0.8	1.9	39.9	3850	76
315	AMI 450L12A	10279	493	93.6	93.8	0.77	0.72	42	4.2	20	6098	0.7	1.8	42.6	3960	76
355	AMI 450L12A	10280	493	93.7	94.0	0.77	0.72	47	4.1	22	6874	0.7	1.8	45.2	4080	76
400	AMI 450L12A	10281	493	93.9	94.1	0.77	0.72	53	4.2	25	7744	0.7	1.8	47.9	4200	76
450	AMI 450L12A	10282	494	93.9	94.0	0.75	0.69	61	4.5	31	8700	0.8	1.9	53.3	4410	76
500	AMI 500L12A	10283	493	94.5	94.7	0.78	0.74	65	4.3	29	9677	0.7	1.9	70.2	5100	76
560	AMI 500L12A	10284	494	94.6	94.8	0.78	0.73	73	4.4	34	10833	0.7	1.9	74.6	5250	76
630	AMI 500L12A	10285	494	94.8	95.0	0.78	0.74	82	4.4	37	12187	0.7	1.9	83.5	5550	76
710	AMI 500L12A	10286	494	94.9	95.1	0.78	0.73	92	4.6	43	13726	0.7	2.0	92.5	5850	76
800	AMI 500L12A	10287	494	95.1	95.2	0.78	0.73	104	4.8	49	15456	0.8	2.0	105.9	6290	76
900	AMI 560L12A B	10288	493	95.1	95.5	0.82	0.78	111	4.6	44	17422	0.7	2.1	159.7	7550	74
1000	AMI 560L12A B	10289	494	95.3	95.7	0.81	0.77	125	4.9	53	19341	0.8	2.2	167.8	7750	74
1120	AMI 560L12A B	10290	494	95.5	95.9	0.82	0.78	137	4.8	54	21663	0.7	2.2	191.9	8340	74
1250	AMI 560L12A B	10291	494	95.7	96.0	0.81	0.76	155	5.2	67	24149	0.8	2.4	208.0	8680	74
1400	AMI 560L12A B	10292	495	95.8	96.1	0.80	0.75	175	5.4	78	27029	0.9	2.5	232.2	9220	74
1600	AMI 560L12A B	10293	495	95.9	96.2	0.81	0.76	199	5.4	87	30891	0.9	2.4	256.3	9810	74
1800	AMI 630L12A B	10294	495	96.2	96.5	0.83	0.80	218	5.2	80	34696	0.9	2.1	335.1	11030	75
2000	AMI 630L12A B	10295	496	96.3	96.6	0.83	0.80	241	5.3	88	38537	0.9	2.1	378.2	11730	75
2240	AMI 630L12A B	10296	496	96.5	96.7	0.83	0.79	270	5.6	105	43097	0.9	2.3	438.8	12680	75
2500	AMI 630L12A B	10297	497	96.7	96.8	0.81	0.77	306	5.6	128	48045	0.8	2.4	514.8	13860	75

Data presented in rating lists are typical values. Guaranteed values on request.

All engineered motors are optimized for the specified application.

Accurate motor data will be given on request at quotation phase.

Legally binding performance and specification data is given to the end user once each order is confirmed.

HV modular induction motors, AMI

Technical data for totally enclosed squirrel cage three phase motors

10000 V - 50 Hz

IP55 - IC 611 - Insulation class F, temperature rise class B

Output kW	Motor type	Product ID	Speed r/min	Efficiency		Power factor		Current			Torque			Rotor inertia kgm ²	Motor weight kg	Sound pressure level L _p dB(A)
				Full load 100 %	3/4 load 75 %	Full load 100 %	3/4 load 75 %	I _N A	$\frac{I_s}{I_N}$	I ₀ A	T _N Nm	$\frac{T_s}{T_N}$	$\frac{T_{max}}{T_N}$			
3000 r/min = 2 poles				10000 V 50 Hz												
630	AMI 450L2A	10298	2973	93.5	93.4	0.87	0.85	45	4.9	13	2023	0.5	2.2	9.9	3710	86
710	AMI 450L2A	10299	2973	93.8	93.7	0.86	0.84	51	4.9	16	2281	0.5	2.2	9.9	3720	86
800	AMI 450L2A	10300	2975	94.2	94.2	0.88	0.86	56	4.7	15	2568	0.4	2.0	10.5	3860	86
900	AMI 450L2A	10301	2978	94.6	94.6	0.86	0.84	63	5.2	19	2886	0.5	2.2	11.0	3950	86
1000	AMI 450L2A	10302	2980	95.1	95.0	0.88	0.85	69	5.7	20	3205	0.6	2.5	12.4	4230	86
1120	AMI 450L2A	10303	2980	95.6	95.5	0.88	0.86	77	5.7	21	3588	0.6	2.4	12.4	4320	86
1250	AMI 450L2A	10304	2982	95.8	95.8	0.89	0.87	85	5.8	22	4003	0.6	2.4	13.1	4460	86
1280	AMI 450L2A	10305	2989	96.0	96.0	0.89	0.87	87	5.8	22	4090	0.4	2.4	17.6	4610	86
1400	AMI 500L2A	10306	2980	95.6	95.5	0.89	0.88	95	5.4	25	4486	0.5	2.4	19.6	5010	87
1600	AMI 500L2A	10307	2981	95.9	95.8	0.90	0.88	108	5.4	27	5125	0.5	2.3	20.8	5190	87
1800	AMI 500L2A	10308	2982	96.1	96.1	0.90	0.88	121	5.6	31	5765	0.5	2.4	22.1	5380	87
2000	AMI 500L2A	10309	2982	96.3	96.3	0.90	0.89	132	5.7	31	6404	0.5	2.4	24.7	5750	87
2150	AMI 500L2A	10310	2984	96.5	96.4	0.88	0.86	146	5.8	43	6880	0.5	2.5	25.3	5880	87
2200	AMI 500L2A	10311	2990	96.7	96.6	0.88	0.86	150	5.8	43	7027	0.4	2.4	33.2	6070	87
2500	AMI 560L2A B	10312	2982	96.3	96.3	0.90	0.89	167	5.6	39	8007	0.5	2.7	38.6	8680	80
2800	AMI 560L2A B	10313	2982	96.5	96.5	0.90	0.89	186	5.7	41	8967	0.5	2.7	42.1	9120	80
3150	AMI 560L2A B	10314	2981	96.7	96.7	0.91	0.90	207	5.7	41	10089	0.5	2.7	45.8	9530	80
3550	AMI 560L2A B	10315	2984	96.8	96.8	0.91	0.90	234	5.9	48	11361	0.5	2.7	50.9	10130	80
4000	AMI 560L2A B	10317	2987	97.1	97.1	0.91	0.90	263	5.9	57	12787	0.4	2.8	65.2	10420	80
4400	AMI 630L2A B	10318	2984	96.5	96.4	0.92	0.93	285	5.8	40	14080	0.5	2.7	95.3	12580	81
4800	AMI 630L2A B	10319	2985	96.6	96.5	0.92	0.92	311	5.8	45	15358	0.5	2.7	104.5	13350	81
5150	AMI 630L2A B	10320	2989	96.8	96.7	0.93	0.93	331	5.9	44	16451	0.4	2.6	135.9	13760	81
1500 r/min = 4 poles				10000 V 50 Hz												
800	AMI 450L4A	10321	1486	94.5	94.4	0.86	0.83	57	5.4	20	5141	0.6	2.2	24.1	3920	81
900	AMI 450L4A	10322	1484	94.5	94.5	0.87	0.85	63	5.0	19	5791	0.6	2.1	24.2	3920	81
1000	AMI 450L4A	10323	1487	95.0	95.0	0.85	0.82	71	5.5	26	6422	0.6	2.3	24.6	3950	81
1120	AMI 450L4A	10324	1486	95.1	95.2	0.86	0.84	79	5.3	26	7195	0.6	2.3	25.9	4070	81
1250	AMI 450L4A	10325	1486	95.3	95.4	0.87	0.85	87	5.3	27	8032	0.6	2.2	27.3	4200	81
1400	AMI 450L4A	10326	1487	95.6	95.7	0.87	0.84	98	5.8	33	8988	0.7	2.5	30.0	4450	81
1600	AMI 500L4A	10327	1489	95.4	95.5	0.88	0.87	110	5.5	30	10261	0.6	2.2	54.7	5400	82
1800	AMI 500L4A	10328	1491	95.7	95.8	0.88	0.86	123	5.6	35	11528	0.6	2.2	61.3	5710	82
2100	AMI 500L4A	10329	1493	96.1	96.1	0.88	0.86	144	5.9	42	13432	0.6	2.2	69.2	6050	82
2240	AMI 560L4A B	10330	1488	95.7	95.7	0.90	0.90	149	5.4	31	14372	0.6	2.5	102.5	7900	86
2500	AMI 560L4A B	10331	1490	96.0	95.9	0.88	0.87	171	5.6	42	16021	0.6	2.5	106.7	8100	86
2800	AMI 560L4A B	10332	1490	96.2	96.2	0.89	0.88	190	5.6	45	17942	0.6	2.4	115.6	8510	86
3150	AMI 560L4A B	10333	1490	96.2	96.3	0.89	0.88	212	5.7	49	20184	0.7	2.5	124.7	8810	86
3550	AMI 560L4A B	10334	1491	96.4	96.5	0.87	0.86	244	5.6	63	22741	0.7	2.5	133.6	9230	86
3900	AMI 560L4A B	10335	1491	96.6	96.6	0.85	0.83	274	5.9	81	24971	0.7	2.7	142.2	9610	86
4500	AMI 630L4A B	10336	1491	96.6	96.6	0.89	0.89	301	5.6	64	28816	0.6	2.5	197.4	11570	87
5000	AMI 630L4A B	10337	1491	96.7	96.8	0.90	0.89	333	5.7	70	32014	0.6	2.5	212.1	12070	87
5400	AMI 630L4A B	10338	1492	96.8	96.9	0.89	0.88	363	5.8	83	34562	0.6	2.6	225.8	12570	87
5900	AMI 630L4A B	10339	1492	97.0	97.0	0.88	0.87	400	5.8	95	37751	0.6	2.5	246.4	13300	87

Data presented in rating lists are typical values. Guaranteed values on request.

All engineered motors are optimized for the specified application.

Accurate motor data will be given on request at quotation phase.

Legally binding performance and specification data is given to the end user once each order is confirmed.

HV modular induction motors, AMI

Technical data for totally enclosed squirrel cage three phase motors

10000 V - 50 Hz

IP55 - IC 611 - Insulation class F, temperature rise class B

Output kW	Motor type	Product ID	Speed r/min	Efficiency		Power factor		Current			Torque			Rotor inertia kgm ²	Motor weight kg	Sound pressure level L _p dB(A)
				Full load 100 %	3/4 load 75 %	Full load 100 %	3/4 load 75 %	I _N A	$\frac{I_s}{I_N}$	I ₀ A	T _N Nm	$\frac{T_s}{T_N}$	$\frac{T_{max}}{T_N}$			
1000 r/min = 6 poles				10000 V 50 Hz												
560	AMI 450L6A	10340	989	94.6	94.5	0.82	0.78	42	5.3	17	5405	0.9	2.1	30.0	4010	79
630	AMI 450L6A	10341	989	94.7	94.7	0.84	0.80	46	5.3	17	6082	0.8	2.1	30.3	4010	79
710	AMI 450L6A	10342	989	94.8	94.9	0.85	0.82	51	4.9	18	6855	0.7	2.0	30.5	4010	79
800	AMI 450L6A	10343	989	94.7	95.1	0.85	0.83	57	4.4	18	7726	0.6	1.8	30.7	4020	79
900	AMI 450L6A	10344	990	95.1	95.4	0.84	0.81	65	4.7	23	8677	0.6	1.9	32.8	4150	79
980	AMI 450L6A	10345	992	95.4	95.5	0.82	0.77	73	5.3	30	9437	0.7	2.2	34.6	4280	79
1120	AMI 500L6A	10346	994	95.4	95.5	0.86	0.83	79	5.5	27	10763	0.6	2.2	64.8	5230	79
1250	AMI 500L6A	10347	994	95.6	95.7	0.85	0.82	89	5.6	32	12011	0.6	2.2	68.4	5380	79
1400	AMI 500L6A	10348	994	95.7	95.8	0.83	0.79	101	5.8	40	13448	0.7	2.3	72.0	5530	79
1500	AMI 500L6A	10349	994	95.9	95.9	0.81	0.77	111	5.9	48	14403	0.7	2.3	75.5	5690	79
1750	AMI 560L6A B	10350	992	95.7	95.9	0.87	0.85	121	5.5	35	16839	0.7	2.3	129.3	7610	83
2000	AMI 560L6A B	10351	992	95.9	96.1	0.88	0.86	137	5.5	38	19244	0.7	2.3	141.3	7980	83
2240	AMI 560L6A B	10352	993	96.2	96.3	0.87	0.85	155	5.7	46	21542	0.8	2.4	152.9	8360	83
2500	AMI 560L6A B	10353	994	96.2	96.4	0.89	0.88	169	5.6	42	24023	0.7	2.1	173.7	8870	83
2850	AMI 560L6A B	10354	995	96.5	96.6	0.86	0.83	199	5.8	65	27347	0.6	2.3	187.9	9280	83
3150	AMI 630L6A B	10355	993	96.5	96.6	0.86	0.84	219	5.7	66	30281	0.7	2.5	236.0	11040	84
3550	AMI 630L6A B	10356	993	96.6	96.7	0.87	0.85	244	5.7	68	34131	0.7	2.5	255.1	11520	84
4000	AMI 630L6A B	10357	993	96.7	96.9	0.88	0.87	270	5.6	66	38467	0.7	2.4	283.1	12230	84
4500	AMI 630L6A B	10358	994	96.9	97.0	0.87	0.86	307	5.8	82	43215	0.7	2.4	305.0	12730	84
4900	AMI 630L6A B	10359	995	97.0	97.1	0.86	0.83	341	5.8	105	47025	0.6	2.5	324.6	13220	84
750 r/min = 8 poles				10000 V 50 Hz												
630	AMI 500L8A	10360	743	94.5	94.4	0.83	0.78	46	5.5	19	8095	0.7	2.2	72.5	5160	77
710	AMI 500L8A	10361	742	94.5	94.6	0.85	0.81	51	5.5	19	9134	0.8	2.2	73.0	5160	77
800	AMI 500L8A	10362	743	94.7	94.9	0.85	0.82	58	5.4	20	10284	0.8	2.1	78.0	5320	77
900	AMI 500L8A	10363	743	94.8	95.0	0.85	0.82	64	5.5	22	11570	0.8	2.1	82.5	5470	77
1000	AMI 500L8A	10364	745	95.2	95.4	0.85	0.82	71	5.5	25	12825	0.8	2.0	92.8	5780	77
1100	AMI 500L8A	10365	745	95.4	95.5	0.84	0.81	79	5.8	29	14096	0.8	2.2	98.5	5940	77
1250	AMI 560L8A B	10366	744	95.7	95.8	0.85	0.83	89	5.0	29	16035	0.6	2.1	145.6	7600	78
1500	AMI 560L8A B	10367	744	95.8	96.0	0.85	0.83	107	4.8	34	19251	0.6	2.0	152.7	7790	78
1700	AMI 560L8A B	10368	744	95.9	96.1	0.83	0.81	123	5.0	42	21811	0.6	2.1	159.8	7980	78
1900	AMI 560L8A B	10369	744	96.1	96.2	0.83	0.81	137	5.2	47	24371	0.7	2.1	174.0	8360	78
2120	AMI 560L8A B	10370	745	96.2	96.4	0.84	0.82	151	5.3	51	27184	0.7	2.2	195.2	8920	78
2240	AMI 560L8A B	10371	745	96.3	96.3	0.83	0.79	163	5.9	63	28694	0.8	2.5	216.3	9410	78
2500	AMI 630L8A B	10372	746	96.5	96.6	0.85	0.83	176	5.4	56	32018	0.6	2.2	305.4	11310	79
2800	AMI 630L8A B	10373	746	96.6	96.6	0.84	0.82	199	5.5	67	35844	0.6	2.2	340.9	11940	79
3150	AMI 630L8A B	10374	746	96.6	96.7	0.86	0.84	219	5.5	66	40333	0.6	2.2	378.6	12650	79
3550	AMI 630L8A B	10375	746	96.8	96.8	0.83	0.80	255	5.7	93	45417	0.6	2.3	424.5	13600	79

Data presented in rating lists are typical values. Guaranteed values on request.

All engineered motors are optimized for the specified application.

Accurate motor data will be given on request at quotation phase.

Legally binding performance and specification data is given to the end user once each order is confirmed.

HV modular induction motors, AMI

Technical data for totally enclosed squirrel cage three phase motors

10000 V - 50 Hz

IP55 - IC 611 - Insulation class F, temperature rise class B

Output kW	Motor type	Product ID	Speed r/min	Efficiency		Power factor		Current			Torque			Rotor inertia kgm ²	Motor weight kg	Sound pressure level L _p dB(A)
				Full load 100 %	3/4 load 75 %	Full load 100 %	3/4 load 75 %	I _N A	I _S /I _N	I ₀ A	T _N Nm	T _S /T _N	T _{max} /T _N			
600 r/min = 10 poles				10000 V 50 Hz												
530	AMI 500L10A	10376	593	93.9	94.2	0.83	0.79	39	5.2	16	8529	0.7	2.1	70.1	5000	76
600	AMI 500L10A	10377	595	94.1	94.4	0.81	0.76	45	5.3	20	9637	0.7	2.1	70.9	5020	76
650	AMI 500L10A	10378	595	94.4	94.6	0.82	0.77	49	5.3	21	10439	0.8	2.1	75.4	5170	76
710	AMI 500L10A	10379	595	94.6	94.8	0.81	0.76	54	5.3	24	11388	0.8	2.0	80.6	5330	76
770	AMI 500L10A	10380	595	94.7	95.0	0.83	0.78	57	5.4	23	12365	0.8	2.1	88.9	5600	76
900	AMI 560L10A B	10381	593	94.7	95.2	0.87	0.85	63	4.7	19	14502	0.6	2.1	160.4	7520	75
1000	AMI 560L10A B	10382	593	95.0	95.4	0.86	0.83	71	5.2	24	16098	0.7	2.2	160.4	7530	75
1120	AMI 560L10A B	10383	594	95.3	95.5	0.84	0.80	81	5.5	31	17993	0.8	2.3	160.7	7550	75
1250	AMI 560L10A B	10384	594	95.4	95.7	0.84	0.81	90	5.5	33	20081	0.8	2.3	176.8	7910	75
1400	AMI 560L10A B	10385	596	95.7	96.0	0.83	0.80	101	5.5	38	22448	0.8	2.2	194.1	8300	75
1600	AMI 560L10A B	10386	596	96.0	96.2	0.84	0.80	115	5.5	42	25633	0.8	2.2	219.9	8870	75
1700	AMI 560L10A B	10387	597	96.1	96.1	0.80	0.75	128	5.7	57	27213	0.7	2.4	236.0	9240	75
1800	AMI 630L10A B	10388	594	96.0	96.2	0.85	0.83	127	5.4	43	28915	0.8	2.2	344.1	11180	76
2000	AMI 630L10A B	10389	595	96.0	96.3	0.87	0.85	139	5.5	41	32093	0.8	2.1	391.5	11820	76
2240	AMI 630L10A B	10390	596	96.2	96.4	0.84	0.82	159	5.6	56	35902	0.8	2.2	416.2	12280	76
2600	AMI 630L10A B	10391	597	96.5	96.5	0.82	0.79	189	5.8	75	41621	0.7	2.3	476.4	13250	76
500 r/min = 12 poles				10000 V 50 Hz												
355	AMI 500L12A	10392	494	93.3	93.4	0.76	0.70	29	4.2	15	6857	0.6	2.0	60.8	5010	76
400	AMI 500L12A	10393	494	93.3	93.5	0.75	0.69	33	4.2	17	7727	0.6	2.0	60.8	5010	76
450	AMI 500L12A	10394	495	93.4	93.4	0.75	0.68	37	5.0	20	8683	0.8	2.2	74.7	5150	76
500	AMI 500L12A	10395	495	93.6	93.6	0.76	0.69	41	4.9	22	9650	0.8	2.2	79.2	5290	76
560	AMI 500L12A	10396	494	93.8	94.0	0.78	0.73	44	4.7	21	10818	0.7	2.0	88.1	5580	76
630	AMI 560L12A B	10397	493	93.9	94.7	0.84	0.82	46	4.1	15	12210	0.6	2.0	159.5	7490	74
710	AMI 560L12A B	10398	493	94.1	94.8	0.83	0.81	52	4.2	19	13752	0.6	2.0	159.5	7490	74
800	AMI 560L12A B	10399	493	94.3	94.9	0.82	0.79	59	4.5	23	15482	0.7	2.1	159.5	7500	74
900	AMI 560L12A B	10400	495	94.7	95.2	0.81	0.77	67	4.6	28	17374	0.7	2.1	169.0	7700	74
1000	AMI 560L12A B	10401	495	94.9	95.4	0.82	0.78	74	4.6	30	19303	0.6	2.1	185.2	8060	74
1120	AMI 560L12A B	10402	495	95.1	95.6	0.82	0.78	83	4.7	34	21611	0.7	2.1	201.5	8430	74
1250	AMI 560L12A B	10403	495	95.4	95.7	0.81	0.76	93	4.9	40	24095	0.7	2.3	226.5	8990	74
1400	AMI 630L12A B	10404	495	95.6	95.9	0.83	0.79	102	5.3	41	27018	0.8	2.3	329.8	10870	75
1600	AMI 630L12A B	10405	495	95.8	96.0	0.82	0.78	117	5.5	48	30864	0.8	2.4	372.3	11560	75
1800	AMI 630L12A B	10406	496	96.0	96.1	0.81	0.76	134	5.7	58	34653	0.8	2.3	430.2	12440	75
2000	AMI 630L12A B	10407	497	96.1	96.3	0.80	0.75	149	5.7	68	38464	0.7	2.6	472.1	13120	75

Data presented in rating lists are typical values. Guaranteed values on request.

All engineered motors are optimized for the specified application.

Accurate motor data will be given on request at quotation phase.

Legally binding performance and specification data is given to the end user once each order is confirmed.

HV modular induction motors, AMI

Technical data for weather protected three phase motors

3000 V - 50 Hz

IP 24W - IC 01 - Insulation class F, temperature rise class B

Output kW	Motor type	Product ID	Speed r/min	Efficiency		Power factor		Current			Torque			Rotor inertia kgm ²	Motor weight kg	Sound pressure level L _p dB(A)
				Full load 100 %	3/4 load 75 %	Full load 100 %	3/4 load 75 %	I _N A	$\frac{I_s}{I_N}$	I ₀ A	T _N Nm	$\frac{T_s}{T_N}$	$\frac{T_{max}}{T_N}$			
3000 r/min = 2 poles				3000 V 50 Hz												
710	AMI 400L2W	10500	2972	95.7	95.9	0.86	0.84	166	5.0	44	2281	0.6	2.1	6.2	2880	82
800	AMI 400L2W	10501	2968	95.6	95.9	0.86	0.85	187	4.4	44	2574	0.5	1.9	6.2	2880	82
900	AMI 400L2W	10502	2964	95.4	95.9	0.86	0.86	210	3.9	44	2900	0.4	1.7	6.2	2880	82
1000	AMI 400L2W	10503	2964	95.5	96.1	0.87	0.87	231	4.0	44	3222	0.5	1.7	6.7	2990	82
1120	AMI 400L2W	10504	2967	95.8	96.3	0.87	0.87	259	4.2	54	3604	0.4	1.8	6.8	3060	82
1250	AMI 400L2W	10505	2968	96.0	96.5	0.88	0.89	284	4.2	52	4022	0.5	1.8	7.5	3230	82
1370	AMI 400L2W	10506	2970	96.2	96.7	0.89	0.89	309	4.5	57	4405	0.5	1.9	8.1	3370	82
1400	AMI 400L2W	10507	2977	96.4	96.8	0.89	0.89	315	4.6	55	4491	0.5	1.8	11.0	3490	82
1400	AMI 450L2W	10508	2974	96.3	96.6	0.88	0.87	318	4.3	70	4496	0.4	1.9	11.6	4050	83
1600	AMI 450L2W	10509	2963	96.0	96.5	0.87	0.88	367	3.7	68	5156	0.4	1.6	11.9	4060	83
1800	AMI 450L2W	10510	2972	96.4	96.8	0.87	0.87	412	4.2	90	5783	0.4	1.8	12.3	4180	83
2100	AMI 450L2W	10511	2974	96.6	97.0	0.88	0.87	475	4.5	105	6742	0.4	1.9	13.7	4470	83
2200	AMI 450L2W	10512	2983	96.9	97.2	0.89	0.89	490	4.7	104	7043	0.4	2.0	18.4	4630	83
2240	AMI 500L2W	10513	2966	96.1	96.6	0.89	0.88	507	4.0	104	7212	0.4	1.7	19.6	5250	84
2650	AMI 500L2W	10514	2972	96.6	96.9	0.90	0.90	590	4.1	112	8513	0.4	1.8	21.5	5380	84
3100	AMI 500L2W	10515	2977	96.9	97.3	0.90	0.90	681	4.6	128	9943	0.4	1.9	25.0	5960	84
3150	AMI 500L2W	10516	2984	97.1	97.4	0.90	0.90	691	4.7	126	10082	0.4	1.9	33.7	6160	84
3550	AMI 560L2W B	10517	2980	97.0	97.2	0.90	0.90	781	5.1	156	11377	0.4	2.4	38.9	8130	87
4000	AMI 560L2W B	10518	2978	97.0	97.3	0.91	0.91	875	4.7	150	12828	0.4	2.3	40.7	8380	87
4500	AMI 560L2W B	10519	2979	97.1	97.4	0.91	0.91	982	5.0	177	14426	0.4	2.4	44.4	8780	87
4900	AMI 560L2W B	10520	2980	97.2	97.5	0.92	0.92	1058	5.1	174	15702	0.5	2.4	47.6	9190	87
5400	AMI 560L2W B	10521	2981	97.3	97.5	0.91	0.91	1169	5.5	218	17296	0.5	2.6	51.3	9590	87
5800	AMI 560L2W B	10522	2987	97.5	97.7	0.92	0.92	1248	5.3	214	18542	0.4	2.4	69.0	9910	87
6200	AMI 630L2W B	10523	2981	97.0	97.2	0.91	0.91	1348	5.0	206	19863	0.4	2.4	91.0	11490	88
6900	AMI 630L2W B	10524	2982	97.3	97.4	0.92	0.91	1490	5.6	238	22095	0.5	2.7	93.5	11900	88
7500	AMI 630L2W B	10525	2983	97.3	97.4	0.91	0.91	1632	5.7	279	24009	0.5	2.7	107.8	12820	88
8000	AMI 630L2W B	10526	2987	97.4	97.5	0.92	0.92	1720	5.6	268	25573	0.4	2.6	138.9	13220	88

Data presented in rating lists are typical values. Guaranteed values on request.

All engineered motors are optimized for the specified application.

Accurate motor data will be given on request at quotation phase.

Legally binding performance and specification data is given to the end user once each order is confirmed.

HV modular induction motors, AMI

Technical data for weather protected three phase motors

3000 V - 50 Hz

IP 24W - IC 01 - Insulation class F, temperature rise class B

Output kW	Motor type	Product ID	Speed r/min	Efficiency		Power factor		Current			Torque			Rotor inertia kgm ²	Motor weight kg	Sound pressure level L _p dB(A)
				Full load 100 %	3/4 load 75 %	Full load 100 %	3/4 load 75 %	I _N A	$\frac{I_s}{I_N}$	I ₀ A	T _N Nm	$\frac{T_s}{T_N}$	$\frac{T_{max}}{T_N}$			
1500 r/min = 4 poles				3000 V 50 Hz												
710	AMI 400L4W	10527	1484	95.3	95.6	0.85	0.82	169	4.8	57	4568	0.6	2.0	13.1	2770	79
800	AMI 400L4W	10528	1483	95.3	95.7	0.86	0.84	188	4.5	55	5150	0.6	1.9	14.1	2850	79
900	AMI 400L4W	10529	1484	95.5	95.9	0.86	0.85	210	4.8	62	5792	0.6	1.9	15.1	2940	79
1000	AMI 400L4W	10530	1484	95.6	96.0	0.87	0.85	232	4.9	66	6435	0.7	2.0	16.1	3040	79
1120	AMI 400L4W	10531	1484	95.8	96.2	0.87	0.85	260	5.0	75	7206	0.7	2.0	17.1	3150	79
1300	AMI 400L4W	10532	1483	95.9	96.3	0.88	0.87	296	4.8	73	8369	0.7	1.9	19.2	3350	79
1400	AMI 450L4W	10533	1485	95.8	96.2	0.88	0.88	321	4.3	71	9002	0.5	1.7	27.9	3870	80
1500	AMI 450L4W	10534	1487	96.0	96.4	0.88	0.87	343	4.7	84	9636	0.6	1.8	29.7	4000	80
1700	AMI 450L4W	10535	1487	96.2	96.5	0.87	0.86	392	5.0	106	10914	0.6	2.0	31.5	4130	80
1900	AMI 450L4W	10536	1488	96.3	96.6	0.87	0.86	435	5.4	118	12192	0.7	2.1	35.0	4360	80
2100	AMI 450L4W	10537	1488	96.4	96.7	0.87	0.86	481	5.4	131	13475	0.7	2.1	36.8	4490	80
2200	AMI 500L4W	10538	1487	96.1	96.5	0.88	0.88	499	4.4	106	14124	0.5	1.7	50.6	5140	81
2360	AMI 500L4W	10539	1488	96.2	96.6	0.89	0.88	533	4.6	115	15145	0.5	1.7	53.7	5300	81
2650	AMI 500L4W	10540	1488	96.3	96.7	0.88	0.88	599	4.7	131	17005	0.6	1.8	56.7	5460	81
2900	AMI 500L4W	10541	1489	96.5	96.9	0.89	0.89	646	4.9	135	18595	0.6	1.8	63.4	5790	81
3250	AMI 500L4W	10542	1490	96.7	97.0	0.90	0.90	719	5.0	145	20836	0.6	1.9	69.5	6130	81
3550	AMI 560L4W B	10543	1489	96.5	96.9	0.87	0.87	811	4.4	163	22773	0.5	1.9	96.3	7580	83
4100	AMI 560L4W B	10544	1489	96.7	97.1	0.89	0.90	917	4.5	154	26300	0.5	1.9	110.4	8150	83
4750	AMI 560L4W B	10545	1489	96.9	97.3	0.90	0.90	1054	4.8	176	30457	0.6	2.0	124.5	8760	83
5500	AMI 560L4W B	10546	1491	97.2	97.4	0.89	0.88	1227	5.7	265	35229	0.6	2.5	134.5	9180	83
6300	AMI 630L4W B	10547	1491	97.2	97.5	0.89	0.89	1405	4.9	255	40349	0.5	2.1	207.7	11860	84
7100	AMI 630L4W B	10548	1492	97.4	97.6	0.89	0.87	1584	5.8	366	45429	0.6	2.6	230.5	12620	84
8000	AMI 630L4W B	10549	1491	97.4	97.6	0.89	0.89	1771	5.3	351	51221	0.5	2.3	237.9	12850	84

Data presented in rating lists are typical values. Guaranteed values on request.

All engineered motors are optimized for the specified application.

Accurate motor data will be given on request at quotation phase.

Legally binding performance and specification data is given to the end user once each order is confirmed.

HV modular induction motors, AMI

Technical data for weather protected three phase motors

3000 V - 50 Hz

IP 24W - IC 01 - Insulation class F, temperature rise class B

Output kW	Motor type	Product ID	Speed r/min	Efficiency		Power factor		Current			Torque			Rotor inertia kgm ²	Motor weight kg	Sound pressure level L _p dB(A)
				Full load 100 %	3/4 load 75 %	Full load 100 %	3/4 load 75 %	I _N A	$\frac{I_s}{I_N}$	I ₀ A	T _N Nm	$\frac{T_s}{T_N}$	$\frac{T_{max}}{T_N}$			
1000 r/min = 6 poles				3000 V 50 Hz												
500	AMI 400L6W	10550	987	94.9	95.3	0.85	0.82	120	4.6	40	4839	0.7	1.8	15.5	2780	77
560	AMI 400L6W	10551	988	95.2	95.4	0.84	0.81	135	4.9	49	5414	0.8	2.0	16.7	2880	77
630	AMI 400L6W	10552	988	95.1	95.3	0.81	0.77	158	5.0	65	6089	0.8	2.0	16.7	2860	77
710	AMI 400L6W	10553	988	95.1	95.5	0.82	0.78	175	4.9	68	6865	0.8	2.0	18.0	2960	77
800	AMI 400L6W	10554	988	95.2	95.6	0.82	0.79	197	4.9	74	7736	0.8	2.0	19.2	3060	77
900	AMI 400L6W	10555	988	95.3	95.7	0.82	0.78	222	4.9	86	8702	0.9	2.0	20.4	3150	77
980	AMI 400L6W	10556	988	95.5	95.8	0.83	0.80	237	5.0	85	9472	0.9	2.0	22.8	3340	77
1000	AMI 450L6W	10557	989	95.6	96.1	0.85	0.83	237	4.7	72	9656	0.6	1.9	33.2	3760	78
1120	AMI 450L6W	10558	989	95.7	96.2	0.85	0.83	265	4.7	81	10813	0.6	1.9	35.5	3890	78
1250	AMI 450L6W	10559	990	95.9	96.3	0.85	0.83	294	5.1	92	12059	0.7	2.0	40.0	4120	78
1400	AMI 450L6W	10560	990	96.0	96.4	0.85	0.83	330	5.1	102	13507	0.7	2.0	42.2	4240	78
1600	AMI 450L6W	10561	990	96.2	96.5	0.85	0.83	377	5.3	121	15431	0.8	2.1	46.7	4500	78
1800	AMI 500L6W	10562	991	96.2	96.6	0.88	0.87	410	4.9	104	17353	0.7	1.9	65.5	5290	79
2000	AMI 500L6W	10563	991	96.3	96.7	0.87	0.85	462	5.3	135	19267	0.8	2.0	69.1	5450	79
2240	AMI 500L6W	10564	991	96.3	96.8	0.88	0.87	508	5.0	128	21576	0.7	1.9	77.2	5730	79
2500	AMI 500L6W	10565	992	96.5	96.9	0.87	0.86	570	5.5	162	24060	0.8	2.1	84.6	6030	79
2700	AMI 500L6W	10566	992	96.6	96.9	0.87	0.85	618	5.7	180	25997	0.9	2.2	87.6	6200	79
3150	AMI 560L6W B	10567	992	96.6	97.0	0.88	0.87	716	5.0	164	30314	0.6	2.0	141.2	7840	80
3550	AMI 560L6W B	10568	992	96.8	97.2	0.88	0.87	804	5.4	190	34159	0.8	2.2	158.4	8430	80
4000	AMI 560L6W B	10569	992	96.9	97.2	0.88	0.87	905	5.3	210	38491	0.8	2.2	170.7	8820	80
4400	AMI 560L6W B	10570	993	97.0	97.3	0.88	0.88	988	5.4	219	42333	0.8	2.2	189.2	9400	80
5000	AMI 630L6W B	10571	993	97.1	97.4	0.87	0.86	1144	5.2	287	48077	0.7	2.2	258.6	11480	81
5600	AMI 630L6W B	10572	993	97.1	97.4	0.88	0.88	1260	5.1	275	53849	0.7	2.1	296.4	12400	81
6500	AMI 630L6W B	10573	993	97.2	97.5	0.88	0.88	1456	5.1	303	62503	0.7	2.1	334.2	13360	81

Data presented in rating lists are typical values. Guaranteed values on request.

All engineered motors are optimized for the specified application.

Accurate motor data will be given on request at quotation phase.

Legally binding performance and specification data is given to the end user once each order is confirmed.

HV modular induction motors, AMI

Technical data for weather protected three phase motors

3000 V - 50 Hz

IP 24W - IC 01 - Insulation class F, temperature rise class B

Output kW	Motor type	Product ID	Speed r/min	Efficiency		Power factor		Current			Torque			Rotor inertia kgm ²	Motor weight kg	Sound pressure level L _p dB(A)
				Full load 100 %	3/4 load 75 %	Full load 100 %	3/4 load 75 %	I _N A	$\frac{I_s}{I_N}$	I ₀ A	T _N Nm	$\frac{T_s}{T_N}$	$\frac{T_{max}}{T_N}$			
750 r/min = 8 poles				3000 V 50 Hz												
315	AMI 400L8W	10574	742	94.9	95.0	0.80	0.76	79	5.1	35	4054	0.8	2.1	17.8	2750	75
355	AMI 400L8W	10575	741	94.7	95.1	0.82	0.78	88	4.6	35	4576	0.7	1.8	17.8	2750	75
400	AMI 400L8W	10576	740	94.5	94.9	0.81	0.77	101	4.5	41	5159	0.7	1.8	17.8	2750	75
450	AMI 400L8W	10577	740	94.8	95.2	0.82	0.78	112	4.5	44	5803	0.7	1.8	19.2	2850	75
500	AMI 400L8W	10578	740	94.9	95.3	0.82	0.79	123	4.5	46	6450	0.7	1.7	20.7	2940	75
560	AMI 400L8W	10579	740	94.9	95.4	0.82	0.79	138	4.4	51	7224	0.7	1.7	22.1	3040	75
630	AMI 400L8W	10580	740	95.1	95.5	0.82	0.79	155	4.5	58	8126	0.7	1.7	23.6	3140	75
680	AMI 400L8W	10581	741	95.2	95.7	0.83	0.80	166	4.6	59	8768	0.7	1.7	26.5	3320	75
710	AMI 450L8W	10582	742	95.5	95.8	0.81	0.77	176	5.1	74	9136	0.8	2.1	38.1	3740	76
800	AMI 450L8W	10583	742	95.6	95.8	0.81	0.76	199	5.2	86	10291	0.8	2.1	40.8	3860	76
900	AMI 450L8W	10584	742	95.6	95.9	0.82	0.78	220	5.3	88	11577	0.8	2.1	46.1	4070	76
1000	AMI 450L8W	10585	742	95.7	96.0	0.83	0.79	242	5.1	94	12868	0.8	2.0	48.8	4200	76
1150	AMI 450L8W	10586	742	95.8	96.1	0.82	0.78	281	5.3	113	14790	0.8	2.1	54.2	4440	76
1250	AMI 500L8W	10587	741	95.5	95.9	0.84	0.82	300	4.6	98	16107	0.7	1.8	71.1	5070	77
1400	AMI 500L8W	10588	742	95.7	96.0	0.84	0.81	335	4.9	113	18025	0.7	1.9	79.9	5380	77
1600	AMI 500L8W	10589	742	95.9	96.2	0.84	0.82	381	5.2	129	20585	0.8	2.0	93.2	5830	77
1800	AMI 500L8W	10590	743	96.1	96.4	0.84	0.82	429	5.1	142	23119	0.8	1.9	103.3	6150	77
2000	AMI 560L8W B	10591	742	96.2	96.6	0.85	0.84	471	4.5	130	25750	0.6	1.9	147.2	7630	76
2240	AMI 560L8W B	10592	742	96.2	96.7	0.85	0.85	524	4.4	136	28845	0.6	1.9	161.2	8010	76
2500	AMI 560L8W B	10593	742	96.3	96.7	0.86	0.85	582	4.5	153	32185	0.6	1.9	175.0	8400	76
2800	AMI 560L8W B	10594	743	96.4	96.8	0.85	0.84	660	4.6	181	35998	0.7	1.8	189.1	8710	76
3150	AMI 560L8W B	10595	744	96.6	96.9	0.84	0.83	745	4.8	212	40442	0.7	1.8	211.1	9310	76
3400	AMI 560L8W B	10596	745	96.8	97.0	0.83	0.81	812	5.1	258	43600	0.7	2.0	220.1	9520	76
3550	AMI 630L8W B	10597	744	96.7	97.1	0.84	0.83	845	4.5	222	45541	0.6	1.7	294.9	10910	77
4000	AMI 630L8W B	10598	745	96.9	97.2	0.84	0.84	946	4.6	245	51297	0.6	1.8	331.5	11650	77
4500	AMI 630L8W B	10599	745	96.9	97.2	0.85	0.84	1052	4.9	275	57719	0.6	1.9	378.6	12600	77
4800	AMI 630L8W B	10600	745	97.0	97.3	0.86	0.86	1113	4.7	264	61529	0.6	1.8	429.1	13590	77

Data presented in rating lists are typical values. Guaranteed values on request.

All engineered motors are optimized for the specified application.

Accurate motor data will be given on request at quotation phase.

Legally binding performance and specification data is given to the end user once each order is confirmed.

HV modular induction motors, AMI

Technical data for weather protected three phase motors

3000 V - 50 Hz

IP 24W - IC 01 - Insulation class F, temperature rise class B

Output kW	Motor type	Product ID	Speed r/min	Efficiency		Power factor		Current			Torque			Rotor inertia kgm ²	Motor weight kg	Sound pressure level L _p dB(A)
				Full load 100 %	3/4 load 75 %	Full load 100 %	3/4 load 75 %	I _N A	$\frac{I_s}{I_N}$	I ₀ A	T _N Nm	$\frac{T_s}{T_N}$	$\frac{T_{max}}{T_N}$			
600 r/min = 10 poles				3000 V 50 Hz												
250	AMI 400L10W	10601	590	93.5	93.9	0.76	0.72	67	4.0	31	4043	0.7	1.7	17.5	2750	75
280	AMI 400L10W	10602	590	93.7	94.0	0.77	0.72	75	4.0	33	4529	0.7	1.7	18.9	2850	75
315	AMI 400L10W	10603	591	93.8	94.2	0.77	0.72	84	4.0	38	5093	0.7	1.7	20.4	2940	75
355	AMI 400L10W	10604	590	94.0	94.4	0.78	0.74	93	3.9	39	5742	0.6	1.7	23.2	3130	75
400	AMI 400L10W	10605	591	94.2	94.4	0.76	0.71	107	4.3	50	6460	0.7	1.8	24.6	3230	75
450	AMI 400L10W	10606	591	94.1	94.4	0.77	0.72	120	4.2	54	7272	0.7	1.7	26.1	3310	75
500	AMI 450L10W	10607	591	94.7	95.2	0.82	0.79	123	4.3	45	8073	0.7	1.7	40.5	3830	76
560	AMI 450L10W	10608	592	94.8	95.3	0.82	0.79	138	4.4	52	9038	0.8	1.8	43.2	3950	76
630	AMI 450L10W	10609	592	95.0	95.4	0.81	0.77	157	4.7	64	10159	0.8	1.9	45.9	4080	76
710	AMI 450L10W	10610	591	94.7	95.2	0.82	0.79	176	4.3	65	11463	0.8	1.7	48.6	4160	76
780	AMI 450L10W	10611	591	95.0	95.5	0.83	0.80	191	4.2	65	12599	0.7	1.7	54.0	4440	76
900	AMI 500L10W	10612	593	95.3	95.8	0.83	0.80	219	4.5	78	14496	0.7	1.8	72.3	5050	77
1000	AMI 500L10W	10613	593	95.5	95.9	0.84	0.81	241	4.5	82	16106	0.7	1.8	81.3	5350	77
1120	AMI 500L10W	10614	593	95.7	96.1	0.84	0.81	269	4.7	93	18030	0.7	1.8	90.3	5670	77
1200	AMI 500L10W	10615	593	95.7	96.1	0.84	0.81	289	4.8	102	19313	0.7	1.9	94.8	5810	77
1350	AMI 500L10W	10616	593	95.8	96.2	0.83	0.80	325	4.9	116	21722	0.8	1.9	103.8	6130	77
1600	AMI 560L10W B	10617	592	95.8	96.3	0.85	0.84	377	4.5	113	25787	0.7	2.0	157.4	7370	75
1800	AMI 560L10W B	10618	593	96.0	96.5	0.86	0.84	422	4.7	124	28991	0.7	2.0	181.6	7950	75
2000	AMI 560L10W B	10619	593	96.0	96.5	0.86	0.85	467	4.6	131	32221	0.7	1.9	197.7	8330	75
2240	AMI 560L10W B	10620	593	96.2	96.7	0.85	0.84	524	4.6	147	36044	0.6	1.9	215.7	8740	75
2600	AMI 560L10W B	10621	595	96.6	96.9	0.84	0.82	616	5.3	207	41728	0.8	2.1	248.3	9510	75
2800	AMI 630L10W B	10622	594	96.5	96.9	0.86	0.84	651	5.1	187	44989	0.8	2.0	366.9	11350	75
3150	AMI 630L10W B	10623	594	96.6	97.0	0.86	0.85	729	5.1	203	50609	0.8	2.0	409.9	12080	75
3400	AMI 630L10W B	10624	595	96.8	97.1	0.86	0.85	787	5.1	216	54532	0.8	1.9	443.6	12580	75
3700	AMI 630L10W B	10625	596	96.9	97.1	0.86	0.84	855	5.5	249	59303	0.8	2.1	501.6	13470	75

Data presented in rating lists are typical values. Guaranteed values on request.

All engineered motors are optimized for the specified application.

Accurate motor data will be given on request at quotation phase.

Legally binding performance and specification data is given to the end user once each order is confirmed.

HV modular induction motors, AMI

Technical data for weather protected three phase motors

3000 V - 50 Hz

IP 24W - IC 01 - Insulation class F, temperature rise class B

Output kW	Motor type	Product ID	Speed r/min	Efficiency		Power factor		Current			Torque			Rotor inertia kgm ²	Motor weight kg	Sound pressure level L _p dB(A)
				Full load 100 %	3/4 load 75 %	Full load 100 %	3/4 load 75 %	I _N A	$\frac{I_s}{I_N}$	I ₀ A	T _N Nm	$\frac{T_s}{T_N}$	$\frac{T_{max}}{T_N}$			
500 r/min = 12 poles				3000 V 50 Hz												
160	AMI 400L12W	10626	493	92.3	92.0	0.69	0.62	48	4.0	28	3101	0.9	1.9	17.5	2750	75
200	AMI 400L12W	10627	492	92.6	92.5	0.71	0.65	59	3.8	32	3879	0.8	1.8	19.0	2850	75
224	AMI 400L12W	10628	492	92.8	92.7	0.71	0.65	66	3.9	36	4343	0.8	1.8	20.4	2940	75
250	AMI 400L12W	10629	493	92.8	92.8	0.71	0.65	73	3.8	39	4842	0.7	1.7	22.2	3020	75
280	AMI 400L12W	10630	493	93.1	92.9	0.70	0.63	83	4.1	47	5422	0.8	1.9	24.7	3230	75
315	AMI 400L12W	10631	493	93.1	92.9	0.70	0.64	93	4.0	51	6103	0.8	1.8	26.2	3300	75
355	AMI 450L12W	10632	493	94.2	94.5	0.75	0.70	96	4.1	46	6878	0.7	1.8	37.7	3710	76
400	AMI 450L12W	10633	493	94.2	94.5	0.76	0.71	108	4.0	51	7752	0.7	1.7	40.4	3820	76
450	AMI 450L12W	10634	493	94.3	94.6	0.76	0.71	121	4.0	57	8720	0.7	1.7	43.0	3940	76
500	AMI 450L12W	10635	493	94.4	94.8	0.77	0.72	133	4.0	60	9691	0.7	1.7	48.4	4180	76
560	AMI 450L12W	10636	493	94.6	94.9	0.77	0.72	148	4.0	66	10851	0.7	1.7	53.8	4420	76
630	AMI 500L12W	10637	493	94.7	95.1	0.77	0.73	165	4.0	74	12198	0.6	1.7	67.3	4890	77
710	AMI 500L12W	10638	493	94.8	95.3	0.79	0.75	183	3.9	76	13752	0.6	1.7	76.2	5200	77
800	AMI 500L12W	10639	494	95.1	95.5	0.78	0.74	207	4.1	91	15479	0.6	1.8	85.2	5520	77
900	AMI 500L12W	10640	493	95.2	95.6	0.79	0.75	231	4.0	96	17421	0.6	1.7	94.2	5820	77
970	AMI 500L12W	10641	493	95.1	95.5	0.80	0.76	246	4.1	98	18794	0.6	1.7	102.5	6120	77
1120	AMI 560L12W B	10642	493	95.6	96.1	0.81	0.77	278	4.3	111	21682	0.6	2.0	149.2	7170	74
1250	AMI 560L12W B	10643	493	95.7	96.2	0.81	0.77	311	4.4	125	24196	0.6	2.0	157.2	7350	74
1400	AMI 560L12W B	10644	493	95.7	96.2	0.82	0.78	345	4.2	130	27108	0.6	1.9	173.4	7730	74
1600	AMI 560L12W B	10645	493	95.8	96.3	0.82	0.79	391	4.3	145	30971	0.6	1.9	197.7	8290	74
1800	AMI 560L12W B	10646	494	96.0	96.5	0.81	0.77	445	4.7	181	34794	0.7	2.1	222.0	8860	74
2000	AMI 560L12W B	10647	495	96.2	96.6	0.81	0.78	492	4.5	192	38614	0.7	2.0	247.7	9440	74
2240	AMI 630L12W B	10648	495	96.3	96.8	0.84	0.81	532	5.0	182	43247	0.8	2.2	366.6	11280	74
2500	AMI 630L12W B	10649	496	96.6	96.9	0.83	0.79	601	5.4	229	48171	0.8	2.4	412.9	12000	74
2800	AMI 630L12W B	10650	495	96.6	96.9	0.83	0.80	669	5.4	250	53993	0.8	2.4	452.6	12710	74
3000	AMI 630L12W B	10651	496	96.7	97.0	0.84	0.81	714	5.2	251	57762	0.8	2.1	499.9	13430	74

Data presented in rating lists are typical values. Guaranteed values on request.

All engineered motors are optimized for the specified application.

Accurate motor data will be given on request at quotation phase.

Legally binding performance and specification data is given to the end user once each order is confirmed.

HV modular induction motors, AMI

Technical data for weather protected three phase motors

6000 V - 50 Hz

IP 24W - IC 01 - Insulation class F, temperature rise class B

Output kW	Motor type	Product ID	Speed r/min	Efficiency		Power factor		Current			Torque			Rotor inertia kgm ²	Motor weight kg	Sound pressure level L _p dB(A)
				Full load 100 %	3/4 load 75 %	Full load 100 %	3/4 load 75 %	I _N A	$\frac{I_s}{I_N}$	I ₀ A	T _N Nm	$\frac{T_s}{T_N}$	$\frac{T_{max}}{T_N}$			
3000 r/min = 2 poles				6000 V 50 Hz												
710	AMI 400L2W	10652	2975	95.6	95.8	0.86	0.84	83	5.0	23	2279	0.5	2.2	6.1	2840	82
800	AMI 400L2W	10653	2971	95.4	95.8	0.86	0.85	93	4.5	23	2571	0.5	1.9	6.1	2840	82
900	AMI 400L2W	10654	2971	95.6	96.0	0.88	0.87	103	4.5	23	2893	0.5	1.9	6.6	2950	82
1000	AMI 400L2W	10655	2972	95.8	96.2	0.87	0.86	115	4.6	27	3213	0.5	2.0	6.8	3010	82
1100	AMI 400L2W	10656	2974	96.0	96.3	0.88	0.87	126	4.9	29	3533	0.5	2.0	7.3	3130	82
1200	AMI 400L2W	10657	2975	96.2	96.5	0.89	0.88	136	5.2	31	3852	0.6	2.1	8.0	3300	82
1350	AMI 400L2W	10658	2976	96.4	96.7	0.89	0.88	152	5.5	35	4331	0.6	2.2	8.7	3460	82
1380	AMI 400L2W	10659	2982	96.6	96.9	0.89	0.88	155	5.6	33	4419	0.6	2.2	11.7	3590	82
1400	AMI 450L2W	10660	2974	96.1	96.4	0.88	0.87	159	4.3	35	4495	0.4	1.8	11.6	3960	83
1600	AMI 450L2W	10661	2973	96.1	96.5	0.88	0.87	182	4.2	40	5139	0.4	1.8	11.9	4040	83
1800	AMI 450L2W	10662	2976	96.4	96.7	0.88	0.87	204	4.7	48	5776	0.4	2.0	13.0	4260	83
2100	AMI 450L2W	10663	2978	96.7	96.9	0.88	0.87	237	5.1	57	6733	0.5	2.2	14.6	4580	83
2150	AMI 450L2W	10664	2986	96.9	97.1	0.89	0.88	239	5.5	57	6876	0.4	2.3	19.5	4740	83
2240	AMI 500L2W	10665	2980	96.7	96.9	0.90	0.89	249	4.8	56	7178	0.4	2.1	21.1	5310	84
2500	AMI 500L2W	10666	2980	96.8	97.0	0.90	0.89	278	5.0	64	8010	0.5	2.1	22.4	5510	84
2800	AMI 500L2W	10667	2981	96.9	97.1	0.90	0.89	309	5.1	69	8970	0.5	2.2	24.4	5790	84
3100	AMI 500L2W	10668	2981	97.0	97.3	0.91	0.90	339	5.3	71	9930	0.5	2.2	27.4	6220	84
3200	AMI 500L2W	10669	2987	97.2	97.4	0.91	0.90	349	5.4	71	10229	0.4	2.2	37.0	6450	84
3300	AMI 560L2W B	10670	2978	96.9	97.1	0.90	0.90	363	5.1	74	10581	0.4	2.4	39.3	8110	87
3700	AMI 560L2W B	10671	2979	96.9	97.2	0.91	0.91	403	4.9	71	11861	0.4	2.4	40.7	8230	87
4100	AMI 560L2W B	10672	2978	97.1	97.3	0.91	0.91	446	5.0	77	13145	0.4	2.4	44.4	8740	87
4500	AMI 560L2W B	10673	2979	97.1	97.3	0.92	0.92	483	5.0	72	14426	0.5	2.4	48.2	9080	87
5250	AMI 560L2W B	10674	2980	97.3	97.5	0.92	0.92	566	5.6	100	16822	0.6	2.7	51.9	9530	87
5700	AMI 560L2W B	10675	2985	97.4	97.6	0.92	0.92	611	5.3	97	18237	0.4	2.5	67.9	9810	87
6100	AMI 630L2W B	10676	2981	97.1	97.2	0.91	0.91	666	5.5	113	19538	0.5	2.7	87.4	11290	88
6500	AMI 630L2W B	10677	2982	97.1	97.2	0.91	0.91	710	5.5	120	20812	0.4	2.6	97.4	11970	88
7100	AMI 630L2W B	10678	2983	97.2	97.3	0.91	0.92	769	5.2	115	22730	0.4	2.5	105.9	12770	88
8000	AMI 630L2W B	10679	2988	97.5	97.6	0.92	0.92	861	5.9	147	25567	0.4	2.8	134.9	12950	88

Data presented in rating lists are typical values. Guaranteed values on request.

All engineered motors are optimized for the specified application.

Accurate motor data will be given on request at quotation phase.

Legally binding performance and specification data is given to the end user once each order is confirmed.

HV modular induction motors, AMI

Technical data for weather protected three phase motors

6000 V - 50 Hz

IP 24W - IC 01 - Insulation class F, temperature rise class B

Output kW	Motor type	Product ID	Speed r/min	Efficiency		Power factor		Current			Torque			Rotor inertia kgm ²	Motor weight kg	Sound pressure level L _p dB(A)
				Full load 100 %	3/4 load 75 %	Full load 100 %	3/4 load 75 %	I _N A	$\frac{I_s}{I_N}$	I ₀ A	T _N Nm	$\frac{T_s}{T_N}$	$\frac{T_{max}}{T_N}$			
1500 r/min = 4 poles				6000 V 50 Hz												
710	AMI 400L4W	10680	1484	94.8	95.3	0.88	0.86	82	4.6	22	4570	0.6	1.8	14.1	2790	79
800	AMI 400L4W	10681	1486	95.2	95.5	0.86	0.84	94	5.2	30	5142	0.7	2.1	15.1	2890	79
900	AMI 400L4W	10682	1486	95.5	95.9	0.86	0.84	105	5.4	33	5785	0.7	2.2	16.1	3010	79
1000	AMI 400L4W	10683	1486	95.7	96.0	0.86	0.84	116	5.5	38	6426	0.8	2.2	17.1	3110	79
1120	AMI 400L4W	10684	1486	95.9	96.2	0.88	0.86	128	5.6	36	7198	0.8	2.2	19.2	3310	79
1300	AMI 400L4W	10685	1486	96.0	96.3	0.87	0.84	150	5.8	48	8352	0.8	2.3	20.2	3410	79
1400	AMI 450L4W	10686	1486	95.8	96.1	0.89	0.88	158	4.8	39	8997	0.5	2.0	29.4	3940	80
1600	AMI 450L4W	10687	1487	96.0	96.3	0.88	0.86	183	5.0	49	10278	0.6	2.0	31.1	4080	80
1800	AMI 450L4W	10688	1487	96.2	96.5	0.88	0.87	205	5.3	55	11557	0.6	2.2	34.6	4330	80
2100	AMI 450L4W	10689	1488	96.4	96.7	0.87	0.85	240	5.7	70	13476	0.7	2.3	38.1	4580	80
2150	AMI 500L4W	10690	1489	96.1	96.4	0.89	0.88	242	5.1	56	13787	0.5	2.0	53.8	5220	81
2360	AMI 500L4W	10691	1490	96.3	96.6	0.89	0.88	265	5.3	65	15130	0.6	2.1	56.8	5390	81
2650	AMI 500L4W	10692	1489	96.4	96.7	0.90	0.89	294	5.2	63	16990	0.6	2.0	62.9	5740	81
2950	AMI 500L4W	10693	1491	96.6	96.9	0.89	0.88	332	5.0	79	18897	0.6	1.9	66.9	5920	81
3250	AMI 500L4W	10694	1491	96.7	97.0	0.89	0.88	365	5.6	90	20816	0.7	2.1	72.3	6230	81
3550	AMI 560L4W B	10695	1490	96.6	96.9	0.89	0.88	397	5.4	87	22753	0.6	2.3	105.2	7830	83
4000	AMI 560L4W B	10696	1489	96.7	97.0	0.90	0.90	441	5.2	82	25646	0.6	2.3	114.5	8240	83
4500	AMI 560L4W B	10697	1490	96.9	97.2	0.88	0.87	506	5.6	117	28833	0.6	2.5	123.5	8640	83
5000	AMI 560L4W B	10698	1491	97.0	97.3	0.88	0.87	564	5.5	131	32034	0.6	2.5	132.4	9040	83
5500	AMI 560L4W B	10699	1491	97.1	97.3	0.87	0.86	627	5.7	157	35227	0.7	2.6	141.3	9440	83
6300	AMI 630L4W B	10700	1491	97.1	97.4	0.89	0.89	703	4.9	128	40350	0.5	2.1	207.7	11710	84
7100	AMI 630L4W B	10701	1490	97.2	97.5	0.89	0.89	792	4.7	136	45499	0.5	2.0	228.1	12490	84
7800	AMI 630L4W B	10702	1492	97.3	97.6	0.89	0.89	863	5.1	155	49937	0.6	2.2	252.4	13220	84

Data presented in rating lists are typical values. Guaranteed values on request.

All engineered motors are optimized for the specified application.

Accurate motor data will be given on request at quotation phase.

Legally binding performance and specification data is given to the end user once each order is confirmed.

HV modular induction motors, AMI

Technical data for weather protected three phase motors

6000 V - 50 Hz

IP 24W - IC 01 - Insulation class F, temperature rise class B

Output kW	Motor type	Product ID	Speed r/min	Efficiency		Power factor		Current			Torque			Rotor inertia kgm ²	Motor weight kg	Sound pressure level L _p dB(A)
				Full load 100 %	3/4 load 75 %	Full load 100 %	3/4 load 75 %	I _N A	$\frac{I_s}{I_N}$	I ₀ A	T _N Nm	$\frac{T_s}{T_N}$	$\frac{T_{max}}{T_N}$			
1000 r/min = 6 poles				6000 V 50 Hz												
500	AMI 400L6W	10703	989	94.8	95.0	0.83	0.79	61	5.4	24	4827	0.9	2.2	16.7	2820	77
560	AMI 400L6W	10704	989	94.8	95.0	0.80	0.75	71	5.5	33	5405	0.9	2.3	16.7	2820	77
630	AMI 400L6W	10705	989	95.0	95.2	0.81	0.76	79	5.4	34	6082	0.9	2.2	18.0	2920	77
710	AMI 400L6W	10706	989	95.1	95.3	0.81	0.77	88	5.4	37	6855	0.9	2.2	19.2	3010	77
800	AMI 400L6W	10707	989	95.2	95.4	0.81	0.76	100	5.4	43	7723	0.9	2.2	20.4	3110	77
900	AMI 400L6W	10708	989	95.3	95.6	0.83	0.79	110	5.4	43	8689	0.9	2.2	22.8	3290	77
950	AMI 450L6W	10709	989	95.4	95.9	0.85	0.83	113	4.8	35	9169	0.6	1.9	33.3	3720	78
1060	AMI 450L6W	10710	990	95.6	96.0	0.85	0.82	126	4.9	40	10228	0.7	1.9	35.6	3840	78
1180	AMI 450L6W	10711	990	95.8	96.1	0.84	0.81	141	5.1	48	11380	0.7	2.1	37.8	3970	78
1320	AMI 450L6W	10712	990	95.9	96.3	0.85	0.82	156	5.3	50	12728	0.7	2.1	42.3	4220	78
1500	AMI 450L6W	10713	991	96.1	96.4	0.85	0.82	178	5.5	59	14457	0.8	2.2	46.8	4460	78
1600	AMI 500L6W	10714	992	96.1	96.5	0.88	0.86	183	5.6	54	15395	0.7	2.1	66.2	5220	79
1800	AMI 500L6W	10715	992	96.1	96.4	0.86	0.84	209	5.8	66	17324	0.9	2.2	69.3	5340	79
2000	AMI 500L6W	10716	992	96.2	96.5	0.86	0.84	231	5.5	72	19244	0.7	2.1	73.6	5500	79
2240	AMI 500L6W	10717	992	96.4	96.7	0.88	0.87	255	5.1	68	21560	0.7	1.9	84.4	5970	79
2450	AMI 500L6W	10718	993	96.5	96.8	0.86	0.83	285	5.5	92	23562	0.7	2.1	88.0	6120	79
2500	AMI 560L6W B	10719	991	96.3	96.7	0.87	0.86	288	5.1	75	24078	0.7	2.1	120.7	7200	80
2800	AMI 560L6W B	10720	992	96.5	96.8	0.86	0.85	324	5.5	92	26947	0.8	2.4	132.9	7560	80
3300	AMI 560L6W B	10721	993	96.7	97.0	0.87	0.85	379	5.7	104	31750	0.8	2.4	151.3	8130	80
3550	AMI 560L6W B	10722	993	96.8	97.1	0.86	0.85	409	5.8	114	34145	0.8	2.5	163.1	8510	80
4000	AMI 560L6W B	10723	993	96.8	97.1	0.87	0.86	455	5.7	122	38473	0.8	2.4	187.5	9250	80
4300	AMI 560L6W B	10724	993	96.9	97.2	0.86	0.84	497	5.8	147	41346	0.8	2.5	193.2	9460	80
4500	AMI 630L6W B	10725	992	96.8	97.2	0.88	0.88	508	4.8	105	43325	0.6	2.1	248.3	11140	81
5000	AMI 630L6W B	10726	993	97.0	97.3	0.88	0.88	566	5.0	125	48089	0.6	2.1	268.1	11620	81
5600	AMI 630L6W B	10727	994	97.2	97.4	0.87	0.86	634	5.5	158	53811	0.7	2.3	305.5	12570	81
6500	AMI 630L6W B	10728	994	97.3	97.5	0.87	0.85	742	5.5	203	62427	0.7	2.4	336.0	13260	81

Data presented in rating lists are typical values. Guaranteed values on request.

All engineered motors are optimized for the specified application.

Accurate motor data will be given on request at quotation phase.

Legally binding performance and specification data is given to the end user once each order is confirmed.

HV modular induction motors, AMI

Technical data for weather protected three phase motors

6000 V - 50 Hz

IP 24W - IC 01 - Insulation class F, temperature rise class B

Output kW	Motor type	Product ID	Speed r/min	Efficiency		Power factor		Current			Torque			Rotor inertia kgm ²	Motor weight kg	Sound pressure level L _p dB(A)
				Full load 100 %	3/4 load 75 %	Full load 100 %	3/4 load 75 %	I _N A	$\frac{I_s}{I_N}$	I ₀ A	T _N Nm	$\frac{T_s}{T_N}$	$\frac{T_{max}}{T_N}$			
750 r/min = 8 poles				6000 V 50 Hz												
315	AMI 400L8W	10729	742	94.3	94.6	0.81	0.76	40	5.2	17	4054	0.8	2.1	17.8	2710	75
355	AMI 400L8W	10730	741	94.4	94.8	0.83	0.79	44	4.9	17	4572	0.8	1.9	19.3	2800	75
400	AMI 400L8W	10731	742	94.5	94.8	0.81	0.76	50	5.1	22	5150	0.8	2.0	19.3	2810	75
450	AMI 400L8W	10732	741	94.6	95.0	0.82	0.78	56	5.0	23	5796	0.8	2.0	20.7	2900	75
500	AMI 400L8W	10733	741	94.7	95.1	0.82	0.78	62	5.0	25	6440	0.8	2.0	22.2	2990	75
600	AMI 400L8W	10734	740	94.7	95.3	0.84	0.82	73	4.5	25	7740	0.7	1.7	25.1	3180	75
630	AMI 450L8W	10735	739	94.8	95.3	0.85	0.83	75	4.6	25	8137	0.7	1.8	37.5	3670	76
710	AMI 450L8W	10736	741	95.1	95.4	0.82	0.78	87	5.1	36	9148	0.8	2.1	37.7	3680	76
800	AMI 450L8W	10737	742	95.3	95.6	0.81	0.76	100	5.1	43	10292	0.8	2.1	40.7	3800	76
900	AMI 450L8W	10738	741	95.4	95.7	0.83	0.79	109	5.2	43	11592	0.8	2.1	45.8	4040	76
1050	AMI 450L8W	10739	741	95.4	95.9	0.85	0.83	125	4.8	40	13532	0.8	1.9	53.9	4400	76
1120	AMI 500L8W	10740	743	95.5	95.7	0.83	0.80	136	5.2	51	14397	0.7	2.1	71.7	5010	77
1250	AMI 500L8W	10741	742	95.5	95.9	0.86	0.84	147	4.8	45	16081	0.6	1.8	80.6	5310	77
1400	AMI 500L8W	10742	743	95.7	96.0	0.85	0.82	166	5.3	57	17992	0.7	2.1	89.5	5610	77
1650	AMI 500L8W	10743	745	96.1	96.2	0.83	0.80	199	5.5	74	21159	0.8	2.1	104.5	6090	77
1800	AMI 560L8W B	10744	744	96.2	96.5	0.83	0.81	218	4.6	70	23103	0.6	1.9	134.6	7180	76
2000	AMI 560L8W B	10745	744	96.3	96.6	0.83	0.80	242	4.9	81	25656	0.7	2.0	148.9	7540	76
2240	AMI 560L8W B	10746	744	96.4	96.7	0.83	0.82	268	4.8	84	28737	0.7	1.9	163.1	7930	76
2500	AMI 560L8W B	10747	744	96.5	96.8	0.83	0.82	298	4.9	93	32068	0.7	1.9	177.4	8310	76
2800	AMI 560L8W B	10748	745	96.6	96.8	0.84	0.82	333	5.1	106	35902	0.7	2.0	198.7	8850	76
3150	AMI 560L8W B	10749	745	96.7	96.9	0.83	0.80	377	5.4	129	40370	0.8	2.1	220.1	9430	76
3550	AMI 630L8W B	10750	745	96.8	97.1	0.85	0.85	414	5.0	110	45492	0.6	1.9	343.7	11750	77
3900	AMI 630L8W B	10751	745	96.8	97.0	0.85	0.84	459	5.0	125	50005	0.7	1.9	353.3	11980	77
4500	AMI 630L8W B	10752	745	97.0	97.2	0.86	0.85	521	5.0	132	57654	0.7	1.9	429.1	13440	77

Data presented in rating lists are typical values. Guaranteed values on request.

All engineered motors are optimized for the specified application.

Accurate motor data will be given on request at quotation phase.

Legally binding performance and specification data is given to the end user once each order is confirmed.

HV modular induction motors, AMI

Technical data for weather protected three phase motors

6000 V - 50 Hz

IP 24W - IC 01 - Insulation class F, temperature rise class B

Output kW	Motor type	Product ID	Speed r/min	Efficiency		Power factor		Current			Torque			Rotor inertia kgm ²	Motor weight kg	Sound pressure level L _p dB(A)
				Full load 100 %	3/4 load 75 %	Full load 100 %	3/4 load 75 %	I _N A	$\frac{I_s}{I_N}$	I ₀ A	T _N Nm	$\frac{T_s}{T_N}$	$\frac{T_{max}}{T_N}$			
600 r/min = 10 poles				6000 V 50 Hz												
250	AMI 400L10W	10753	591	93.0	93.2	0.71	0.65	36	3.6	20	4041	0.6	1.7	14.6	2850	75
280	AMI 400L10W	10754	591	93.2	93.4	0.74	0.68	39	4.0	20	4521	0.7	1.8	18.0	2890	75
315	AMI 400L10W	10755	591	93.3	93.6	0.76	0.71	43	3.8	20	5092	0.6	1.7	19.2	2980	75
355	AMI 400L10W	10756	593	93.6	93.8	0.75	0.70	48	4.3	23	5721	0.7	1.8	23.5	3080	75
400	AMI 400L10W	10757	592	93.6	94.0	0.76	0.72	54	4.1	25	6451	0.7	1.7	24.9	3170	75
450	AMI 450L10W	10758	591	94.0	94.6	0.83	0.80	56	4.2	20	7269	0.7	1.7	37.8	3650	76
500	AMI 450L10W	10759	591	94.2	94.8	0.83	0.80	62	4.2	22	8075	0.7	1.7	40.5	3770	76
560	AMI 450L10W	10760	591	94.2	94.8	0.82	0.79	70	4.3	25	9051	0.8	1.7	43.0	3890	76
650	AMI 450L10W	10761	592	94.5	95.0	0.82	0.78	81	4.5	32	10487	0.8	1.8	45.9	4010	76
740	AMI 450L10W	10762	592	94.7	95.2	0.82	0.78	92	4.6	37	11935	0.8	1.8	51.3	4250	76
800	AMI 500L10W	10763	593	95.1	95.6	0.84	0.81	97	4.5	35	12892	0.6	1.8	71.9	5020	77
900	AMI 500L10W	10764	594	95.4	95.8	0.82	0.79	110	4.9	43	14477	0.7	2.0	76.8	5180	77
1000	AMI 500L10W	10765	593	95.2	95.7	0.84	0.81	120	4.6	43	16110	0.7	1.9	85.3	5430	77
1120	AMI 500L10W	10766	593	95.5	95.9	0.84	0.81	135	4.6	46	18031	0.7	1.8	90.3	5620	77
1250	AMI 500L10W	10767	594	95.7	96.0	0.83	0.79	151	5.2	58	20095	0.8	2.0	103.8	6040	77
1400	AMI 560L10W B	10768	592	95.5	96.0	0.85	0.83	165	4.7	52	22583	0.7	2.1	148.8	7100	75
1600	AMI 560L10W B	10769	593	95.8	96.2	0.85	0.83	188	5.1	61	25780	0.8	2.3	172.8	7660	75
1800	AMI 560L10W B	10770	593	95.8	96.3	0.86	0.83	211	5.1	67	29001	0.8	2.2	188.8	8040	75
2000	AMI 560L10W B	10771	593	96.0	96.4	0.86	0.84	233	5.0	69	32197	0.8	2.1	213.3	8610	75
2240	AMI 560L10W B	10772	594	96.2	96.5	0.85	0.83	263	5.4	87	36026	0.9	2.3	229.4	8990	75
2400	AMI 560L10W B	10773	595	96.4	96.6	0.84	0.81	286	5.6	104	38491	0.9	2.3	248.3	9320	75
2500	AMI 630L10W B	10774	594	96.3	96.7	0.86	0.84	291	5.0	83	40177	0.8	2.0	338.3	10770	75
2800	AMI 630L10W B	10775	594	96.4	96.8	0.86	0.85	325	5.2	92	44981	0.8	2.0	381.2	11490	75
3150	AMI 630L10W B	10776	596	96.7	97.0	0.85	0.83	369	5.5	118	50479	0.8	2.1	428.1	12170	75
3350	AMI 630L10W B	10777	597	96.8	97.0	0.85	0.83	393	5.5	127	53628	0.8	2.2	464.5	12670	75
3700	AMI 630L10W B	10778	597	96.9	97.1	0.85	0.82	435	5.7	145	59216	0.8	2.2	508.6	13420	75

Data presented in rating lists are typical values. Guaranteed values on request.

All engineered motors are optimized for the specified application.

Accurate motor data will be given on request at quotation phase.

Legally binding performance and specification data is given to the end user once each order is confirmed.

HV modular induction motors, AMI

Technical data for weather protected three phase motors

6000 V - 50 Hz

IP 24W - IC 01 - Insulation class F, temperature rise class B

Output kW	Motor type	Product ID	Speed r/min	Efficiency		Power factor		Current			Torque			Rotor inertia kgm ²	Motor weight kg	Sound pressure level L _p dB(A)
				Full load 100 %	3/4 load 75 %	Full load 100 %	3/4 load 75 %	I _N A	$\frac{I_s}{I_N}$	I ₀ A	T _N Nm	$\frac{T_s}{T_N}$	$\frac{T_{max}}{T_N}$			
500 r/min = 12 poles				6000 V 50 Hz												
180	AMI 400L12W	10779	494	91.5	91.0	0.65	0.57	29	3.9	19	3483	0.8	2.0	16.7	2790	75
200	AMI 400L12W	10780	492	91.7	91.5	0.68	0.62	31	3.7	18	3879	0.7	1.7	17.9	2880	75
224	AMI 400L12W	10781	492	91.8	91.8	0.70	0.64	33	3.5	18	4350	0.7	1.6	19.1	2980	75
250	AMI 400L12W	10782	492	92.0	92.1	0.73	0.67	36	3.8	19	4850	0.7	1.7	23.3	3060	75
280	AMI 400L12W	10783	492	92.1	92.3	0.73	0.68	40	3.6	20	5436	0.7	1.6	24.7	3150	75
315	AMI 450L12W	10784	493	93.4	93.7	0.75	0.69	43	4.1	22	6101	0.7	1.8	35.0	3530	76
355	AMI 450L12W	10785	493	93.4	93.8	0.76	0.71	48	4.0	23	6879	0.7	1.7	37.7	3640	76
400	AMI 450L12W	10786	494	93.7	94.1	0.75	0.69	55	4.0	27	7737	0.7	1.8	40.8	3770	76
450	AMI 450L12W	10787	493	93.9	94.4	0.77	0.73	60	3.9	27	8711	0.6	1.7	46.3	4010	76
500	AMI 450L12W	10788	493	93.7	94.1	0.77	0.72	67	4.1	31	9683	0.7	1.7	51.1	4200	76
560	AMI 500L12W	10789	492	94.3	94.8	0.79	0.76	72	3.9	29	10859	0.6	1.7	66.8	4850	77
630	AMI 500L12W	10790	493	94.5	94.9	0.79	0.75	81	4.0	34	12210	0.6	1.7	71.2	5000	77
710	AMI 500L12W	10791	493	94.6	95.1	0.80	0.76	91	4.0	37	13761	0.6	1.7	80.1	5300	77
800	AMI 500L12W	10792	493	94.8	95.2	0.79	0.75	102	4.2	43	15495	0.6	1.7	89.1	5600	77
930	AMI 500L12W	10793	493	95.0	95.3	0.79	0.76	118	4.2	49	18007	0.7	1.7	102.5	6040	77
1000	AMI 560L12W B	10794	493	95.1	95.7	0.82	0.79	123	4.3	47	19358	0.6	2.0	149.2	7040	74
1120	AMI 560L12W B	10795	494	95.3	95.8	0.81	0.77	139	4.5	57	21664	0.6	2.1	157.2	7230	74
1250	AMI 560L12W B	10796	493	95.4	95.9	0.82	0.78	154	4.5	60	24204	0.7	2.0	172.0	7620	74
1400	AMI 560L12W B	10797	493	95.6	96.0	0.82	0.78	172	4.7	67	27091	0.7	2.1	196.4	8160	74
1600	AMI 560L12W B	10798	494	95.7	96.1	0.82	0.78	196	4.8	78	30945	0.8	2.2	220.6	8700	74
1800	AMI 560L12W B	10799	495	96.0	96.4	0.82	0.78	221	4.8	86	34756	0.8	2.0	246.3	9300	74
2000	AMI 630L12W B	10800	495	96.2	96.6	0.83	0.80	241	4.8	85	38551	0.7	2.0	326.1	10470	74
2240	AMI 630L12W B	10801	495	96.3	96.7	0.84	0.82	266	4.7	85	43180	0.7	1.9	384.0	11410	74
2500	AMI 630L12W B	10802	496	96.4	96.8	0.84	0.82	296	4.9	97	48162	0.7	2.0	441.9	12340	74
2800	AMI 630L12W B	10803	496	96.5	96.8	0.84	0.81	334	5.4	118	53935	0.9	2.1	496.5	13250	74

Data presented in rating lists are typical values. Guaranteed values on request.

All engineered motors are optimized for the specified application.

Accurate motor data will be given on request at quotation phase.

Legally binding performance and specification data is given to the end user once each order is confirmed.

HV modular induction motors, AMI

Technical data for weather protected three phase motors

10000 V - 50 Hz

IP 24W - IC 01 - Insulation class F, temperature rise class B

Output kW	Motor type	Product ID	Speed r/min	Efficiency		Power factor		Current			Torque			Rotor inertia kgm ²	Motor weight kg	Sound pressure level L _p dB(A)
				Full load 100 %	3/4 load 75 %	Full load 100 %	3/4 load 75 %	I _N A	$\frac{I_s}{I_N}$	I ₀ A	T _N Nm	$\frac{T_s}{T_N}$	$\frac{T_{max}}{T_N}$			
3000 r/min = 2 poles				10000 V 50 Hz												
630	AMI 450L2W	10804	2974	94.4	94.5	0.87	0.85	44	5.1	13	2023	0.5	2.2	10.3	3520	83
710	AMI 450L2W	10805	2976	94.6	94.7	0.86	0.83	50	5.0	16	2279	0.5	2.2	10.2	3520	83
800	AMI 450L2W	10806	2977	95.0	95.1	0.86	0.83	56	5.4	18	2566	0.5	2.3	11.0	3670	83
900	AMI 450L2W	10807	2976	95.2	95.3	0.87	0.84	63	5.3	19	2888	0.6	2.3	11.5	3760	83
1000	AMI 450L2W	10808	2978	95.4	95.6	0.88	0.85	69	5.3	20	3207	0.5	2.3	12.1	3890	83
1120	AMI 450L2W	10809	2978	95.5	95.7	0.88	0.86	77	5.3	22	3592	0.5	2.3	12.6	3990	83
1250	AMI 450L2W	10810	2979	96.0	96.2	0.88	0.86	85	5.5	23	4007	0.6	2.4	12.5	4050	83
1500	AMI 450L2W	10811	2981	96.3	96.4	0.88	0.85	103	5.8	30	4805	0.6	2.5	13.4	4270	83
1530	AMI 450L2W	10812	2988	96.6	96.6	0.88	0.86	104	5.8	29	4889	0.4	2.4	18.1	4420	83
1600	AMI 500L2W	10813	2979	96.0	96.2	0.88	0.87	109	4.8	28	5129	0.4	2.1	17.4	4690	84
1800	AMI 500L2W	10814	2981	96.3	96.5	0.89	0.87	122	4.9	31	5766	0.4	2.1	18.5	4870	84
2000	AMI 500L2W	10815	2982	96.5	96.6	0.89	0.87	135	5.1	35	6405	0.5	2.2	19.8	5060	84
2240	AMI 500L2W	10816	2982	96.6	96.8	0.89	0.88	150	5.3	38	7172	0.5	2.3	21.7	5340	84
2500	AMI 500L2W	10817	2983	96.8	97.0	0.90	0.88	166	5.7	43	8002	0.5	2.4	24.0	5660	84
2550	AMI 500L2W	10818	2988	97.0	97.1	0.90	0.88	169	5.7	42	8149	0.4	2.3	32.6	5860	84
2800	AMI 560L2W B	10819	2975	96.4	96.7	0.90	0.90	186	4.6	36	8987	0.4	2.3	36.1	7490	87
3250	AMI 560L2W B	10820	2978	96.7	96.9	0.90	0.90	215	4.9	43	10421	0.4	2.4	39.3	7900	87
3700	AMI 560L2W B	10821	2980	96.9	97.1	0.91	0.90	243	5.3	48	11856	0.4	2.5	42.6	8340	87
4100	AMI 560L2W B	10822	2980	97.0	97.2	0.91	0.91	267	5.5	50	13137	0.5	2.6	46.3	8760	87
4600	AMI 560L2W B	10823	2982	97.2	97.4	0.92	0.91	299	5.6	58	14731	0.5	2.7	49.5	9170	87
5000	AMI 560L2W B	10824	2987	97.4	97.6	0.91	0.91	325	5.2	58	15984	0.4	2.4	66.5	9480	87
5200	AMI 630L2W B	10825	2985	96.9	96.9	0.91	0.90	342	5.6	63	16637	0.5	2.7	85.9	10890	88
5800	AMI 630L2W B	10826	2985	97.0	97.1	0.91	0.91	379	5.7	66	18558	0.5	2.7	92.4	11440	88
6500	AMI 630L2W B	10827	2984	97.1	97.2	0.91	0.90	427	5.9	79	20802	0.5	2.8	103.4	12220	88
7100	AMI 630L2W B	10828	2989	97.3	97.4	0.92	0.92	459	5.8	76	22687	0.4	2.7	134.8	12630	88

Data presented in rating lists are typical values. Guaranteed values on request.

All engineered motors are optimized for the specified application.

Accurate motor data will be given on request at quotation phase.

Legally binding performance and specification data is given to the end user once each order is confirmed.

HV modular induction motors, AMI

Technical data for weather protected three phase motors

10000 V - 50 Hz

IP 24W - IC 01 - Insulation class F, temperature rise class B

Output kW	Motor type	Product ID	Speed r/min	Efficiency		Power factor		Current			Torque			Rotor inertia kgm ²	Motor weight kg	Sound pressure level L _p dB(A)
				Full load 100 %	3/4 load 75 %	Full load 100 %	3/4 load 75 %	I _N A	$\frac{I_s}{I_N}$	I ₀ A	T _N Nm	$\frac{T_s}{T_N}$	$\frac{T_{max}}{T_N}$			
1500 r/min = 4 poles				10000 V 50 Hz												
900	AMI 450L4W	10829	1487	95.4	95.4	0.84	0.80	65	6.0	25	5778	0.7	2.6	22.3	3740	80
1000	AMI 450L4W	10830	1486	95.3	95.5	0.85	0.82	71	5.4	25	6427	0.7	2.3	22.3	3740	80
1120	AMI 450L4W	10831	1485	95.3	95.6	0.86	0.83	79	4.9	26	7201	0.5	2.1	22.5	3740	80
1250	AMI 450L4W	10832	1485	95.4	95.8	0.87	0.85	87	4.8	26	8040	0.5	2.0	23.8	3870	80
1400	AMI 450L4W	10833	1484	95.5	95.9	0.87	0.86	97	4.7	27	9008	0.5	2.0	25.2	3990	80
1600	AMI 450L4W	10834	1485	95.8	96.1	0.87	0.85	110	5.1	33	10286	0.6	2.1	27.9	4250	80
1800	AMI 500L4W	10835	1488	95.7	96.0	0.90	0.89	120	5.3	28	11553	0.6	2.1	55.5	5300	81
2100	AMI 500L4W	10836	1490	96.0	96.2	0.89	0.88	142	5.4	35	13461	0.6	2.1	59.3	5470	81
2400	AMI 500L4W	10837	1492	96.3	96.5	0.89	0.88	162	5.6	41	15365	0.6	2.1	66.4	5800	81
2800	AMI 560L4W B	10838	1490	96.4	96.6	0.89	0.88	189	5.3	42	17947	0.6	2.3	99.9	7600	83
3150	AMI 560L4W B	10839	1491	96.6	96.8	0.89	0.88	212	5.6	50	20181	0.6	2.5	109.1	8000	83
3550	AMI 560L4W B	10840	1491	96.7	96.9	0.88	0.87	241	5.8	60	22737	0.6	2.5	117.8	8340	83
4000	AMI 560L4W B	10841	1491	96.8	97.0	0.88	0.87	270	5.7	63	25621	0.6	2.5	127.1	8740	83
4500	AMI 560L4W B	10842	1492	97.0	97.2	0.86	0.84	311	5.7	85	28794	0.6	2.5	137.9	9140	83
5000	AMI 630L4W B	10843	1491	96.8	97.0	0.89	0.88	337	5.3	72	32029	0.6	2.3	189.9	10990	84
5500	AMI 630L4W B	10844	1491	97.0	97.2	0.89	0.88	369	5.4	78	35225	0.6	2.4	204.6	11500	84
6000	AMI 630L4W B	10845	1491	97.1	97.3	0.89	0.89	400	5.5	81	38426	0.6	2.4	219.4	12020	84
6700	AMI 630L4W B	10846	1491	97.2	97.4	0.90	0.89	444	5.7	90	42898	0.7	2.5	241.5	12770	84

Data presented in rating lists are typical values. Guaranteed values on request.

All engineered motors are optimized for the specified application.

Accurate motor data will be given on request at quotation phase.

Legally binding performance and specification data is given to the end user once each order is confirmed.

HV modular induction motors, AMI

Technical data for weather protected three phase motors

10000 V - 50 Hz

IP 24W - IC 01 - Insulation class F, temperature rise class B

Output kW	Motor type	Product ID	Speed r/min	Efficiency		Power factor		Current			Torque			Rotor inertia kgm ²	Motor weight kg	Sound pressure level L _p dB(A)
				Full load 100 %	3/4 load 75 %	Full load 100 %	3/4 load 75 %	I _N A	$\frac{I_s}{I_N}$	I ₀ A	T _N Nm	$\frac{T_s}{T_N}$	$\frac{T_{max}}{T_N}$			
1000 r/min = 6 poles				10000 V 50 Hz												
630	AMI 450L6W	10847	989	95.0	95.2	0.84	0.80	46	5.3	17	6081	0.8	2.1	28.1	3800	78
710	AMI 450L6W	10848	988	94.9	95.2	0.85	0.82	51	4.8	17	6864	0.7	2.0	28.1	3800	78
800	AMI 450L6W	10849	989	95.1	95.4	0.84	0.80	58	5.0	21	7725	0.7	2.1	28.3	3810	78
900	AMI 450L6W	10850	988	95.1	95.5	0.85	0.82	64	4.7	22	8696	0.6	1.9	30.1	3940	78
1000	AMI 450L6W	10851	988	95.2	95.6	0.85	0.83	71	4.6	23	9667	0.6	1.9	31.8	4060	78
1100	AMI 450L6W	10852	991	95.5	95.8	0.83	0.79	80	4.8	30	10605	0.6	1.9	32.4	4080	78
1250	AMI 500L6W	10853	991	95.4	95.8	0.88	0.86	86	5.5	26	12045	0.7	2.1	60.1	4960	79
1400	AMI 500L6W	10854	991	95.5	95.9	0.87	0.85	97	5.5	30	13488	0.7	2.2	63.6	5110	79
1600	AMI 500L6W	10855	993	95.8	96.1	0.86	0.83	113	5.6	39	15383	0.7	2.2	69.1	5290	79
1750	AMI 500L6W	10856	994	96.0	96.2	0.84	0.81	125	5.6	47	16820	0.7	2.2	72.6	5450	79
2000	AMI 560L6W B	10857	992	96.1	96.4	0.88	0.87	136	5.4	35	19250	0.7	2.3	119.9	7100	80
2240	AMI 560L6W B	10858	992	96.1	96.4	0.88	0.87	153	5.6	40	21558	0.8	2.3	136.3	7580	80
2500	AMI 560L6W B	10859	993	96.3	96.6	0.87	0.85	173	5.8	52	24044	0.8	2.5	147.5	7950	80
2800	AMI 560L6W B	10860	993	96.5	96.8	0.87	0.86	192	5.7	54	26915	0.7	2.3	160.8	8340	80
3200	AMI 560L6W B	10861	995	96.7	96.9	0.86	0.85	222	5.6	64	30723	0.7	2.2	177.8	8760	80
3550	AMI 630L6W B	10862	993	96.7	97.0	0.87	0.86	242	5.7	64	34133	0.7	2.4	228.6	10500	81
4000	AMI 630L6W B	10863	993	96.8	97.1	0.88	0.87	271	5.6	67	38466	0.7	2.4	247.4	10970	81
4500	AMI 630L6W B	10864	993	96.9	97.2	0.88	0.87	304	5.6	74	43275	0.7	2.4	266.2	11450	81
5000	AMI 630L6W B	10865	994	97.0	97.3	0.87	0.86	341	5.7	91	48040	0.7	2.4	285.7	11940	81
5600	AMI 630L6W B	10866	994	97.1	97.4	0.87	0.86	381	5.6	102	53782	0.7	2.4	316.0	12660	81
750 r/min = 8 poles				10000 V 50 Hz												
710	AMI 500L8W	10867	742	94.6	94.8	0.84	0.81	51	5.3	19	9134	0.7	2.1	69.4	4910	77
800	AMI 500L8W	10868	741	94.5	94.9	0.86	0.83	57	5.2	19	10307	0.8	2.1	69.8	4910	77
900	AMI 500L8W	10869	742	94.8	95.1	0.86	0.83	64	5.3	21	11583	0.7	2.0	74.6	5070	77
1000	AMI 500L8W	10870	742	94.9	95.2	0.86	0.83	71	5.3	24	12870	0.7	2.1	79.0	5220	77
1120	AMI 500L8W	10871	743	95.1	95.5	0.87	0.85	78	5.1	24	14403	0.7	1.9	88.4	5510	77
1250	AMI 500L8W	10872	744	95.4	95.7	0.85	0.83	89	5.3	29	16042	0.7	1.9	94.0	5680	77
1400	AMI 560L8W B	10873	744	95.8	96.1	0.85	0.84	99	4.8	30	17971	0.6	1.9	134.0	7070	76
1600	AMI 560L8W B	10874	744	95.9	96.2	0.85	0.83	113	4.9	35	20538	0.6	2.0	141.1	7260	76
1850	AMI 560L8W B	10875	744	96.0	96.3	0.84	0.82	132	4.9	43	23745	0.6	2.0	148.2	7450	76
2100	AMI 560L8W B	10876	745	96.2	96.5	0.84	0.81	151	5.0	49	26929	0.7	2.0	163.1	7840	76
2360	AMI 560L8W B	10877	744	96.3	96.6	0.84	0.83	167	5.0	53	30279	0.7	2.0	183.3	8390	76
2500	AMI 560L8W B	10878	745	96.4	96.5	0.83	0.80	179	5.7	65	32039	0.8	2.3	204.5	8890	76
2800	AMI 630L8W B	10879	744	96.3	96.6	0.85	0.83	198	5.5	61	35920	0.8	2.2	301.9	10840	77
3150	AMI 630L8W B	10880	744	96.4	96.7	0.85	0.84	221	5.3	64	40421	0.7	2.1	325.9	11340	77
3500	AMI 630L8W B	10881	745	96.7	96.9	0.85	0.84	245	5.2	73	44838	0.6	2.1	355.5	11850	77
4150	AMI 630L8W B	10882	746	96.9	97.0	0.85	0.83	292	5.5	92	53139	0.7	2.2	416.0	13050	77

Data presented in rating lists are typical values. Guaranteed values on request.

All engineered motors are optimized for the specified application.

Accurate motor data will be given on request at quotation phase.

Legally binding performance and specification data is given to the end user once each order is confirmed.

HV modular induction motors, AMI

Technical data for weather protected three phase motors

10000 V - 50 Hz

IP 24W - IC 01 - Insulation class F, temperature rise class B

Output kW	Motor type	Product ID	Speed r/min	Efficiency		Power factor		Current			Torque			Rotor inertia kgm ²	Motor weight kg	Sound pressure level L _p dB(A)
				Full load 100 %	3/4 load 75 %	Full load 100 %	3/4 load 75 %	I _N A	$\frac{I_s}{I_N}$	I ₀ A	T _N Nm	$\frac{T_s}{T_N}$	$\frac{T_{max}}{T_N}$			
600 r/min = 10 poles			10000 V 50 Hz													
560	AMI 500L10W	10883	594	94.0	94.5	0.84	0.80	41	4.9	16	9006	0.7	1.9	67.3	4760	77
630	AMI 500L10W	10884	593	94.0	94.4	0.83	0.78	47	5.0	19	10143	0.7	2.0	66.7	4760	77
710	AMI 500L10W	10885	593	94.1	94.6	0.83	0.79	52	4.9	21	11436	0.7	2.0	71.1	4910	77
800	AMI 500L10W	10886	594	94.5	95.0	0.83	0.81	59	4.5	21	12853	0.7	1.7	81.7	5220	77
850	AMI 500L10W	10887	594	94.6	95.1	0.84	0.80	62	4.9	23	13665	0.7	1.9	85.5	5350	77
900	AMI 560L10W B	10888	592	94.7	95.3	0.86	0.85	63	4.6	18	14526	0.7	2.0	147.9	6990	75
1000	AMI 560L10W B	10889	592	94.9	95.4	0.86	0.84	71	5.0	23	16123	0.8	2.1	147.9	7000	75
1120	AMI 560L10W B	10890	594	95.3	95.7	0.84	0.81	81	5.5	30	18003	0.9	2.4	149.0	7020	75
1300	AMI 560L10W B	10891	594	95.5	95.8	0.85	0.82	93	5.4	33	20893	0.8	2.3	165.5	7390	75
1500	AMI 560L10W B	10892	594	95.6	96.0	0.85	0.82	107	5.4	37	24108	0.8	2.3	181.6	7760	75
1750	AMI 560L10W B	10893	596	95.9	96.3	0.84	0.82	125	5.2	42	28056	0.8	2.0	208.6	8350	75
1950	AMI 560L10W B	10894	596	96.1	96.3	0.82	0.78	143	5.6	57	31234	0.8	2.2	224.3	8710	75
2000	AMI 630L10W B	10895	594	96.0	96.3	0.87	0.84	139	5.5	43	32163	0.9	2.3	335.2	10620	75
2240	AMI 630L10W B	10896	594	96.1	96.4	0.85	0.82	159	5.5	56	35982	0.8	2.3	361.0	11080	75
2500	AMI 630L10W B	10897	596	96.3	96.6	0.84	0.82	178	5.5	61	40064	0.8	2.1	393.6	11510	75
2800	AMI 630L10W B	10898	597	96.5	96.7	0.83	0.80	201	5.6	73	44800	0.7	2.2	432.6	12050	75
3000	AMI 630L10W B	10899	597	96.6	96.8	0.83	0.80	216	5.6	79	47987	0.7	2.1	475.6	12750	75
500 r/min = 12 poles			10000 V 50 Hz													
400	AMI 500L12W	10900	494	93.2	93.6	0.77	0.73	32	3.8	15	7739	0.5	1.7	57.4	4760	77
450	AMI 500L12W	10901	493	93.2	93.6	0.77	0.72	36	3.8	17	8708	0.5	1.7	57.4	4760	77
500	AMI 500L12W	10902	494	93.4	93.6	0.77	0.71	40	4.6	20	9660	0.7	2.0	71.3	4900	77
560	AMI 500L12W	10903	494	93.5	93.8	0.78	0.72	45	4.5	22	10824	0.7	1.9	75.8	5040	77
630	AMI 500L12W	10904	495	93.8	94.2	0.79	0.74	49	4.2	22	12163	0.6	1.8	85.7	5350	77
710	AMI 560L12W B	10905	493	94.2	94.9	0.83	0.81	52	4.2	19	13751	0.6	2.0	147.9	6960	74
800	AMI 560L12W B	10906	493	94.4	95.0	0.82	0.79	59	4.5	23	15482	0.7	2.1	147.9	6970	74
900	AMI 560L12W B	10907	494	94.6	95.2	0.82	0.78	67	4.6	27	17412	0.7	2.1	156.0	7160	74
1000	AMI 560L12W B	10908	494	94.8	95.3	0.81	0.77	75	4.8	32	19333	0.7	2.2	164.0	7340	74
1150	AMI 560L12W B	10909	494	94.9	95.5	0.83	0.79	85	4.6	33	22245	0.7	2.1	188.1	7890	74
1320	AMI 560L12W B	10910	495	95.4	95.8	0.82	0.77	98	4.7	40	25460	0.6	2.2	214.9	8460	74
1600	AMI 630L12W B	10911	494	95.5	96.0	0.84	0.81	115	5.1	41	30928	0.8	2.2	320.0	10310	74
1800	AMI 630L12W B	10912	494	95.7	96.1	0.84	0.81	129	5.4	48	34768	0.9	2.4	362.6	11000	74
2000	AMI 630L12W B	10913	496	95.9	96.2	0.82	0.79	146	5.5	57	38540	0.8	2.3	420.1	11870	74
2300	AMI 630L12W B	10914	497	96.2	96.5	0.82	0.78	168	5.7	69	44216	0.8	2.3	468.0	12600	74

Data presented in rating lists are typical values. Guaranteed values on request.

All engineered motors are optimized for the specified application.

Accurate motor data will be given on request at quotation phase.

Legally binding performance and specification data is given to the end user once each order is confirmed.

HV modular induction motors, AMI

Technical data for totally enclosed squirrel cage three phase motors

3000 V - 50 Hz

IP55 - IC 81W - Insulation class F, temperature rise class B

Output kW	Motor type	Product ID	Speed r/min	Efficiency		Power factor		Current			Torque			Rotor inertia kgm ²	Motor weight kg	Sound pressure level L _p dB(A)
				Full load 100 %	3/4 load 75 %	Full load 100 %	3/4 load 75 %	I _N A	$\frac{I_s}{I_N}$	I ₀ A	T _N Nm	$\frac{T_s}{T_N}$	$\frac{T_{max}}{T_N}$			
3000 r/min = 2 poles				3000 V 50 Hz												
710	AMI 400L2L	10500	2972	95.7	95.9	0.86	0.84	166	5.0	44	2281	0.6	2.1	6.2	2880	82
800	AMI 400L2L	10501	2968	95.6	95.9	0.86	0.85	187	4.4	44	2574	0.5	1.9	6.2	2880	82
900	AMI 400L2L	10502	2964	95.4	95.9	0.86	0.86	210	3.9	44	2900	0.4	1.7	6.2	2880	82
1000	AMI 400L2L	10503	2964	95.5	96.1	0.87	0.87	231	4.0	44	3222	0.5	1.7	6.7	2990	82
1120	AMI 400L2L	10504	2967	95.8	96.3	0.87	0.87	259	4.2	54	3604	0.4	1.8	6.8	3060	82
1250	AMI 400L2L	10505	2968	96.0	96.5	0.88	0.89	284	4.2	52	4022	0.5	1.8	7.5	3230	82
1370	AMI 400L2L	10506	2970	96.2	96.7	0.89	0.89	309	4.5	57	4405	0.5	1.9	8.1	3370	82
1400	AMI 400L2L	10507	2977	96.4	96.8	0.89	0.89	315	4.6	55	4491	0.5	1.8	11.0	3490	82
1400	AMI 450L2L	10508	2974	96.3	96.6	0.88	0.87	318	4.3	70	4496	0.4	1.9	11.6	4050	83
1600	AMI 450L2L	10509	2963	96.0	96.5	0.87	0.88	367	3.7	68	5156	0.4	1.6	11.9	4060	83
1800	AMI 450L2L	10510	2972	96.4	96.8	0.87	0.87	412	4.2	90	5783	0.4	1.8	12.3	4180	83
2100	AMI 450L2L	10511	2974	96.6	97.0	0.88	0.87	475	4.5	105	6742	0.4	1.9	13.7	4470	83
2200	AMI 450L2L	10512	2983	96.9	97.2	0.89	0.89	490	4.7	104	7043	0.4	2.0	18.4	4630	83
2240	AMI 500L2L	10513	2966	96.1	96.6	0.89	0.88	507	4.0	104	7212	0.4	1.7	19.6	5250	84
2650	AMI 500L2L	10514	2972	96.6	96.9	0.90	0.90	590	4.1	112	8513	0.4	1.8	21.5	5380	84
3100	AMI 500L2L	10515	2977	96.9	97.3	0.90	0.90	681	4.6	128	9943	0.4	1.9	25.0	5960	84
3150	AMI 500L2L	10516	2984	97.1	97.4	0.90	0.90	691	4.7	126	10082	0.4	1.9	33.7	6160	84
3550	AMI 560L2L B	10517	2980	97.0	97.2	0.90	0.90	781	5.1	156	11377	0.4	2.4	38.9	8130	87
4000	AMI 560L2L B	10518	2978	97.0	97.3	0.91	0.91	875	4.7	150	12828	0.4	2.3	40.7	8380	87
4500	AMI 560L2L B	10519	2979	97.1	97.4	0.91	0.91	982	5.0	177	14426	0.4	2.4	44.4	8780	87
4900	AMI 560L2L B	10520	2980	97.2	97.5	0.92	0.92	1058	5.1	174	15702	0.5	2.4	47.6	9190	87
5400	AMI 560L2L B	10521	2981	97.3	97.5	0.91	0.91	1169	5.5	218	17296	0.5	2.6	51.3	9590	87
5800	AMI 560L2L B	10522	2987	97.5	97.7	0.92	0.92	1248	5.3	214	18542	0.4	2.4	69.0	9910	87
6200	AMI 630L2L B	10523	2981	97.0	97.2	0.91	0.91	1348	5.0	206	19863	0.4	2.4	91.0	11490	88
6900	AMI 630L2L B	10524	2982	97.3	97.4	0.92	0.91	1490	5.6	238	22095	0.5	2.7	93.5	11900	88
7500	AMI 630L2L B	10525	2983	97.3	97.4	0.91	0.91	1632	5.7	279	24009	0.5	2.7	107.8	12820	88
8000	AMI 630L2L B	10526	2987	97.4	97.5	0.92	0.92	1720	5.6	268	25573	0.4	2.6	138.9	13220	88

Data presented in rating lists are typical values. Guaranteed values on request.

All engineered motors are optimized for the specified application.

Accurate motor data will be given on request at quotation phase.

Legally binding performance and specification data is given to the end user once each order is confirmed.

HV modular induction motors, AMI

Technical data for totally enclosed squirrel cage three phase motors

3000 V - 50 Hz

IP55 - IC 81W - Insulation class F, temperature rise class B

Output kW	Motor type	Product ID	Speed r/min	Efficiency		Power factor		Current			Torque			Rotor inertia kgm ²	Motor weight kg	Sound pressure level L _p dB(A)
				Full load 100 %	3/4 load 75 %	Full load 100 %	3/4 load 75 %	I _N A	$\frac{I_s}{I_N}$	I ₀ A	T _N Nm	$\frac{T_s}{T_N}$	$\frac{T_{max}}{T_N}$			
1500 r/min = 4 poles				3000 V 50 Hz												
710	AMI 400L4L	10527	1484	95.3	95.6	0.85	0.82	169	4.8	57	4568	0.6	2.0	13.1	2770	79
800	AMI 400L4L	10528	1483	95.3	95.7	0.86	0.84	188	4.5	55	5150	0.6	1.9	14.1	2850	79
900	AMI 400L4L	10529	1484	95.5	95.9	0.86	0.85	210	4.8	62	5792	0.6	1.9	15.1	2940	79
1000	AMI 400L4L	10530	1484	95.6	96.0	0.87	0.85	232	4.9	66	6435	0.7	2.0	16.1	3040	79
1120	AMI 400L4L	10531	1484	95.8	96.2	0.87	0.85	260	5.0	75	7206	0.7	2.0	17.1	3150	79
1300	AMI 400L4L	10532	1483	95.9	96.3	0.88	0.87	296	4.8	73	8369	0.7	1.9	19.2	3350	79
1400	AMI 450L4L	10533	1485	95.8	96.2	0.88	0.88	321	4.3	71	9002	0.5	1.7	27.9	3870	80
1500	AMI 450L4L	10534	1487	96.0	96.4	0.88	0.87	343	4.7	84	9636	0.6	1.8	29.7	4000	80
1700	AMI 450L4L	10535	1487	96.2	96.5	0.87	0.86	392	5.0	106	10914	0.6	2.0	31.5	4130	80
1900	AMI 450L4L	10536	1488	96.3	96.6	0.87	0.86	435	5.4	118	12192	0.7	2.1	35.0	4360	80
2100	AMI 450L4L	10537	1488	96.4	96.7	0.87	0.86	481	5.4	131	13475	0.7	2.1	36.8	4490	80
2200	AMI 500L4L	10538	1487	96.1	96.5	0.88	0.88	499	4.4	106	14124	0.5	1.7	50.6	5140	81
2360	AMI 500L4L	10539	1488	96.2	96.6	0.89	0.88	533	4.6	115	15145	0.5	1.7	53.7	5300	81
2650	AMI 500L4L	10540	1488	96.3	96.7	0.88	0.88	599	4.7	131	17005	0.6	1.8	56.7	5460	81
2900	AMI 500L4L	10541	1489	96.5	96.9	0.89	0.89	646	4.9	135	18595	0.6	1.8	63.4	5790	81
3250	AMI 500L4L	10542	1490	96.7	97.0	0.90	0.90	719	5.0	145	20836	0.6	1.9	69.5	6130	81
3550	AMI 560L4L B	10543	1489	96.5	96.9	0.87	0.87	811	4.4	163	22773	0.5	1.9	96.3	7580	83
4100	AMI 560L4L B	10544	1489	96.7	97.1	0.89	0.90	917	4.5	154	26300	0.5	1.9	110.4	8150	83
4750	AMI 560L4L B	10545	1489	96.9	97.3	0.90	0.90	1054	4.8	176	30457	0.6	2.0	124.5	8760	83
5500	AMI 560L4L B	10546	1491	97.2	97.4	0.89	0.88	1227	5.7	265	35229	0.6	2.5	134.5	9180	83
6300	AMI 630L4L B	10547	1491	97.2	97.5	0.89	0.89	1405	4.9	255	40349	0.5	2.1	207.7	11860	84
7100	AMI 630L4L B	10548	1492	97.4	97.6	0.89	0.87	1584	5.8	366	45429	0.6	2.6	230.5	12620	84
8000	AMI 630L4L B	10549	1491	97.4	97.6	0.89	0.89	1771	5.3	351	51221	0.5	2.3	237.9	12850	84

Data presented in rating lists are typical values. Guaranteed values on request.

All engineered motors are optimized for the specified application.

Accurate motor data will be given on request at quotation phase.

Legally binding performance and specification data is given to the end user once each order is confirmed.

HV modular induction motors, AMI

Technical data for totally enclosed squirrel cage three phase motors

3000 V - 50 Hz

IP55 - IC 81W - Insulation class F, temperature rise class B

Output kW	Motor type	Product ID	Speed r/min	Efficiency		Power factor		Current			Torque			Rotor inertia kgm ²	Motor weight kg	Sound pressure level L _p dB(A)
				Full load 100 %	3/4 load 75 %	Full load 100 %	3/4 load 75 %	I _N A	$\frac{I_s}{I_N}$	I ₀ A	T _N Nm	$\frac{T_s}{T_N}$	$\frac{T_{max}}{T_N}$			
1000 r/min = 6 poles				3000 V 50 Hz												
500	AMI 400L6L	10550	987	94.9	95.3	0.85	0.82	120	4.6	40	4839	0.7	1.8	15.5	2780	77
560	AMI 400L6L	10551	988	95.2	95.4	0.84	0.81	135	4.9	49	5414	0.8	2.0	16.7	2880	77
630	AMI 400L6L	10552	988	95.1	95.3	0.81	0.77	158	5.0	65	6089	0.8	2.0	16.7	2860	77
710	AMI 400L6L	10553	988	95.1	95.5	0.82	0.78	175	4.9	68	6865	0.8	2.0	18.0	2960	77
800	AMI 400L6L	10554	988	95.2	95.6	0.82	0.79	197	4.9	74	7736	0.8	2.0	19.2	3060	77
900	AMI 400L6L	10555	988	95.3	95.7	0.82	0.78	222	4.9	86	8702	0.9	2.0	20.4	3150	77
980	AMI 400L6L	10556	988	95.5	95.8	0.83	0.80	237	5.0	85	9472	0.9	2.0	22.8	3340	77
1000	AMI 450L6L	10557	989	95.6	96.1	0.85	0.83	237	4.7	72	9656	0.6	1.9	33.2	3760	78
1120	AMI 450L6L	10558	989	95.7	96.2	0.85	0.83	265	4.7	81	10813	0.6	1.9	35.5	3890	78
1250	AMI 450L6L	10559	990	95.9	96.3	0.85	0.83	294	5.1	92	12059	0.7	2.0	40.0	4120	78
1400	AMI 450L6L	10560	990	96.0	96.4	0.85	0.83	330	5.1	102	13507	0.7	2.0	42.2	4240	78
1600	AMI 450L6L	10561	990	96.2	96.5	0.85	0.83	377	5.3	121	15431	0.8	2.1	46.7	4500	78
1800	AMI 500L6L	10562	991	96.2	96.6	0.88	0.87	410	4.9	104	17353	0.7	1.9	65.5	5290	79
2000	AMI 500L6L	10563	991	96.3	96.7	0.87	0.85	462	5.3	135	19267	0.8	2.0	69.1	5450	79
2240	AMI 500L6L	10564	991	96.3	96.8	0.88	0.87	508	5.0	128	21576	0.7	1.9	77.2	5730	79
2500	AMI 500L6L	10565	992	96.5	96.9	0.87	0.86	570	5.5	162	24060	0.8	2.1	84.6	6030	79
2700	AMI 500L6L	10566	992	96.6	96.9	0.87	0.85	618	5.7	180	25997	0.9	2.2	87.6	6200	79
3150	AMI 560L6L B	10567	992	96.6	97.0	0.88	0.87	716	5.0	164	30314	0.6	2.0	141.2	7840	80
3550	AMI 560L6L B	10568	992	96.8	97.2	0.88	0.87	804	5.4	190	34159	0.8	2.2	158.4	8430	80
4000	AMI 560L6L B	10569	992	96.9	97.2	0.88	0.87	905	5.3	210	38491	0.8	2.2	170.7	8820	80
4400	AMI 560L6L B	10570	993	97.0	97.3	0.88	0.88	988	5.4	219	42333	0.8	2.2	189.2	9400	80
5000	AMI 630L6L B	10571	993	97.1	97.4	0.87	0.86	1144	5.2	287	48077	0.7	2.2	258.6	11480	81
5600	AMI 630L6L B	10572	993	97.1	97.4	0.88	0.88	1260	5.1	275	53849	0.7	2.1	296.4	12400	81
6500	AMI 630L6L B	10573	993	97.2	97.5	0.88	0.88	1456	5.1	303	62503	0.7	2.1	334.2	13360	81

Data presented in rating lists are typical values. Guaranteed values on request.

All engineered motors are optimized for the specified application.

Accurate motor data will be given on request at quotation phase.

Legally binding performance and specification data is given to the end user once each order is confirmed.

HHV modular induction motors, AMI

3000 V - 50

Hz

Technical data for totally enclosed squirrel
cage three phase motors

IP55 - IC 81W - Insulation class F, temperature rise class B

Output kW	Motor type	Product ID	Speed r/min	Efficiency		Power factor		Current			Torque			Rotor inertia kgm ²	Motor weight kg	Sound pressure level L _p dB(A)
				Full load 100 %	3/4 load 75 %	Full load 100 %	3/4 load 75 %	I _N A	$\frac{I_s}{I_N}$	I ₀ A	T _N Nm	$\frac{T_s}{T_N}$	$\frac{T_{max}}{T_N}$			
750 r/min = 8 poles				3000 V 50 Hz												
315	AMI 400L8L	10574	742	94.9	95.0	0.80	0.76	79	5.1	35	4054	0.8	2.1	17.8	2750	75
355	AMI 400L8L	10575	741	94.7	95.1	0.82	0.78	88	4.6	35	4576	0.7	1.8	17.8	2750	75
400	AMI 400L8L	10576	740	94.5	94.9	0.81	0.77	101	4.5	41	5159	0.7	1.8	17.8	2750	75
450	AMI 400L8L	10577	740	94.8	95.2	0.82	0.78	112	4.5	44	5803	0.7	1.8	19.2	2850	75
500	AMI 400L8L	10578	740	94.9	95.3	0.82	0.79	123	4.5	46	6450	0.7	1.7	20.7	2940	75
560	AMI 400L8L	10579	740	94.9	95.4	0.82	0.79	138	4.4	51	7224	0.7	1.7	22.1	3040	75
630	AMI 400L8L	10580	740	95.1	95.5	0.82	0.79	155	4.5	58	8126	0.7	1.7	23.6	3140	75
680	AMI 400L8L	10581	741	95.2	95.7	0.83	0.80	166	4.6	59	8768	0.7	1.7	26.5	3320	75
710	AMI 450L8L	10582	742	95.5	95.8	0.81	0.77	176	5.1	74	9136	0.8	2.1	38.1	3740	76
800	AMI 450L8L	10583	742	95.6	95.8	0.81	0.76	199	5.2	86	10291	0.8	2.1	40.8	3860	76
900	AMI 450L8L	10584	742	95.6	95.9	0.82	0.78	220	5.3	88	11577	0.8	2.1	46.1	4070	76
1000	AMI 450L8L	10585	742	95.7	96.0	0.83	0.79	242	5.1	94	12868	0.8	2.0	48.8	4200	76
1150	AMI 450L8L	10586	742	95.8	96.1	0.82	0.78	281	5.3	113	14790	0.8	2.1	54.2	4440	76
1250	AMI 500L8L	10587	741	95.5	95.9	0.84	0.82	300	4.6	98	16107	0.7	1.8	71.1	5070	77
1400	AMI 500L8L	10588	742	95.7	96.0	0.84	0.81	335	4.9	113	18025	0.7	1.9	79.9	5380	77
1600	AMI 500L8L	10589	742	95.9	96.2	0.84	0.82	381	5.2	129	20585	0.8	2.0	93.2	5830	77
1800	AMI 500L8L	10590	743	96.1	96.4	0.84	0.82	429	5.1	142	23119	0.8	1.9	103.3	6150	77
2000	AMI 560L8L B	10591	742	96.2	96.6	0.85	0.84	471	4.5	130	25750	0.6	1.9	147.2	7630	76
2240	AMI 560L8L B	10592	742	96.2	96.7	0.85	0.85	524	4.4	136	28845	0.6	1.9	161.2	8010	76
2500	AMI 560L8L B	10593	742	96.3	96.7	0.86	0.85	582	4.5	153	32185	0.6	1.9	175.0	8400	76
2800	AMI 560L8L B	10594	743	96.4	96.8	0.85	0.84	660	4.6	181	35998	0.7	1.8	189.1	8710	76
3150	AMI 560L8L B	10595	744	96.6	96.9	0.84	0.83	745	4.8	212	40442	0.7	1.8	211.1	9310	76
3400	AMI 560L8L B	10596	745	96.8	97.0	0.83	0.81	812	5.1	258	43600	0.7	2.0	220.1	9520	76
3550	AMI 630L8L B	10597	744	96.7	97.1	0.84	0.83	845	4.5	222	45541	0.6	1.7	294.9	10910	77
4000	AMI 630L8L B	10598	745	96.9	97.2	0.84	0.84	946	4.6	245	51297	0.6	1.8	331.5	11650	77
4500	AMI 630L8L B	10599	745	96.9	97.2	0.85	0.84	1052	4.9	275	57719	0.6	1.9	378.6	12600	77
4800	AMI 630L8L B	10600	745	97.0	97.3	0.86	0.86	1113	4.7	264	61529	0.6	1.8	429.1	13590	77

Data presented in rating lists are typical values. Guaranteed values on request.

All engineered motors are optimized for the specified application.

Accurate motor data will be given on request at quotation phase.

Legally binding performance and specification data is given to the end user once each order is confirmed.

HV modular induction motors, AMI

Technical data for totally enclosed squirrel cage three phase motors

3000 V - 50 Hz

IP55 - IC 81W - Insulation class F, temperature rise class B

Output kW	Motor type	Product ID	Speed r/min	Efficiency		Power factor		Current			Torque			Rotor inertia kgm ²	Motor weight kg	Sound pressure level L _p dB(A)
				Full load 100 %	3/4 load 75 %	Full load 100 %	3/4 load 75 %	I _N A	$\frac{I_s}{I_N}$	I ₀ A	T _N Nm	$\frac{T_s}{T_N}$	$\frac{T_{max}}{T_N}$			
600 r/min = 10 poles				3000 V 50 Hz												
250	AMI 400L10L	10601	590	93.5	93.9	0.76	0.72	67	4.0	31	4043	0.7	1.7	17.5	2750	75
280	AMI 400L10L	10602	590	93.7	94.0	0.77	0.72	75	4.0	33	4529	0.7	1.7	18.9	2850	75
315	AMI 400L10L	10603	591	93.8	94.2	0.77	0.72	84	4.0	38	5093	0.7	1.7	20.4	2940	75
355	AMI 400L10L	10604	590	94.0	94.4	0.78	0.74	93	3.9	39	5742	0.6	1.7	23.2	3130	75
400	AMI 400L10L	10605	591	94.2	94.4	0.76	0.71	107	4.3	50	6460	0.7	1.8	24.6	3230	75
450	AMI 400L10L	10606	591	94.1	94.4	0.77	0.72	120	4.2	54	7272	0.7	1.7	26.1	3310	75
500	AMI 450L10L	10607	591	94.7	95.2	0.82	0.79	123	4.3	45	8073	0.7	1.7	40.5	3830	76
560	AMI 450L10L	10608	592	94.8	95.3	0.82	0.79	138	4.4	52	9038	0.8	1.8	43.2	3950	76
630	AMI 450L10L	10609	592	95.0	95.4	0.81	0.77	157	4.7	64	10159	0.8	1.9	45.9	4080	76
710	AMI 450L10L	10610	591	94.7	95.2	0.82	0.79	176	4.3	65	11463	0.8	1.7	48.6	4160	76
780	AMI 450L10L	10611	591	95.0	95.5	0.83	0.80	191	4.2	65	12599	0.7	1.7	54.0	4440	76
900	AMI 500L10L	10612	593	95.3	95.8	0.83	0.80	219	4.5	78	14496	0.7	1.8	72.3	5050	77
1000	AMI 500L10L	10613	593	95.5	95.9	0.84	0.81	241	4.5	82	16106	0.7	1.8	81.3	5350	77
1120	AMI 500L10L	10614	593	95.7	96.1	0.84	0.81	269	4.7	93	18030	0.7	1.8	90.3	5670	77
1200	AMI 500L10L	10615	593	95.7	96.1	0.84	0.81	289	4.8	102	19313	0.7	1.9	94.8	5810	77
1350	AMI 500L10L	10616	593	95.8	96.2	0.83	0.80	325	4.9	116	21722	0.8	1.9	103.8	6130	77
1600	AMI 560L10L B	10617	592	95.8	96.3	0.85	0.84	377	4.5	113	25787	0.7	2.0	157.4	7370	75
1800	AMI 560L10L B	10618	593	96.0	96.5	0.86	0.84	422	4.7	124	28991	0.7	2.0	181.6	7950	75
2000	AMI 560L10L B	10619	593	96.0	96.5	0.86	0.85	467	4.6	131	32221	0.7	1.9	197.7	8330	75
2240	AMI 560L10L B	10620	593	96.2	96.7	0.85	0.84	524	4.6	147	36044	0.6	1.9	215.7	8740	75
2600	AMI 560L10L B	10621	595	96.6	96.9	0.84	0.82	616	5.3	207	41728	0.8	2.1	248.3	9510	75
2800	AMI 630L10L B	10622	594	96.5	96.9	0.86	0.84	651	5.1	187	44989	0.8	2.0	366.9	11350	75
3150	AMI 630L10L B	10623	594	96.6	97.0	0.86	0.85	729	5.1	203	50609	0.8	2.0	409.9	12080	75
3400	AMI 630L10L B	10624	595	96.8	97.1	0.86	0.85	787	5.1	216	54532	0.8	1.9	443.6	12580	75
3700	AMI 630L10L B	10625	596	96.9	97.1	0.86	0.84	855	5.5	249	59303	0.8	2.1	501.6	13470	75

Data presented in rating lists are typical values. Guaranteed values on request.

All engineered motors are optimized for the specified application.

Accurate motor data will be given on request at quotation phase.

Legally binding performance and specification data is given to the end user once each order is confirmed.

HV modular induction motors, AMI

Technical data for totally enclosed squirrel cage three phase motors

3000 V - 50 Hz

IP55 - IC 81W - Insulation class F, temperature rise class B

Output kW	Motor type	Product ID	Speed r/min	Efficiency		Power factor		Current			Torque			Rotor inertia kgm ²	Motor weight kg	Sound pressure level L _p dB(A)
				Full load 100 %	3/4 load 75 %	Full load 100 %	3/4 load 75 %	I _N A	$\frac{I_s}{I_N}$	I ₀ A	T _N Nm	$\frac{T_s}{T_N}$	$\frac{T_{max}}{T_N}$			
500 r/min = 12 poles				3000 V 50 Hz												
160	AMI 400L12L	10626	493	92.3	92.0	0.69	0.62	48	4.0	28	3101	0.9	1.9	17.5	2750	75
200	AMI 400L12L	10627	492	92.6	92.5	0.71	0.65	59	3.8	32	3879	0.8	1.8	19.0	2850	75
224	AMI 400L12L	10628	492	92.8	92.7	0.71	0.65	66	3.9	36	4343	0.8	1.8	20.4	2940	75
250	AMI 400L12L	10629	493	92.8	92.8	0.71	0.65	73	3.8	39	4842	0.7	1.7	22.2	3020	75
280	AMI 400L12L	10630	493	93.1	92.9	0.70	0.63	83	4.1	47	5422	0.8	1.9	24.7	3230	75
315	AMI 400L12L	10631	493	93.1	92.9	0.70	0.64	93	4.0	51	6103	0.8	1.8	26.2	3300	75
355	AMI 450L12L	10632	493	94.2	94.5	0.75	0.70	96	4.1	46	6878	0.7	1.8	37.7	3710	76
400	AMI 450L12L	10633	493	94.2	94.5	0.76	0.71	108	4.0	51	7752	0.7	1.7	40.4	3820	76
450	AMI 450L12L	10634	493	94.3	94.6	0.76	0.71	121	4.0	57	8720	0.7	1.7	43.0	3940	76
500	AMI 450L12L	10635	493	94.4	94.8	0.77	0.72	133	4.0	60	9691	0.7	1.7	48.4	4180	76
560	AMI 450L12L	10636	493	94.6	94.9	0.77	0.72	148	4.0	66	10851	0.7	1.7	53.8	4420	76
630	AMI 500L12L	10637	493	94.7	95.1	0.77	0.73	165	4.0	74	12198	0.6	1.7	67.3	4890	77
710	AMI 500L12L	10638	493	94.8	95.3	0.79	0.75	183	3.9	76	13752	0.6	1.7	76.2	5200	77
800	AMI 500L12L	10639	494	95.1	95.5	0.78	0.74	207	4.1	91	15479	0.6	1.8	85.2	5520	77
900	AMI 500L12L	10640	493	95.2	95.6	0.79	0.75	231	4.0	96	17421	0.6	1.7	94.2	5820	77
970	AMI 500L12L	10641	493	95.1	95.5	0.80	0.76	246	4.1	98	18794	0.6	1.7	102.5	6120	77
1120	AMI 560L12L B	10642	493	95.6	96.1	0.81	0.77	278	4.3	111	21682	0.6	2.0	149.2	7170	74
1250	AMI 560L12L B	10643	493	95.7	96.2	0.81	0.77	311	4.4	125	24196	0.6	2.0	157.2	7350	74
1400	AMI 560L12L B	10644	493	95.7	96.2	0.82	0.78	345	4.2	130	27108	0.6	1.9	173.4	7730	74
1600	AMI 560L12L B	10645	493	95.8	96.3	0.82	0.79	391	4.3	145	30971	0.6	1.9	197.7	8290	74
1800	AMI 560L12L B	10646	494	96.0	96.5	0.81	0.77	445	4.7	181	34794	0.7	2.1	222.0	8860	74
2000	AMI 560L12L B	10647	495	96.2	96.6	0.81	0.78	492	4.5	192	38614	0.7	2.0	247.7	9440	74
2240	AMI 630L12L B	10648	495	96.3	96.8	0.84	0.81	532	5.0	182	43247	0.8	2.2	366.6	11280	74
2500	AMI 630L12L B	10649	496	96.6	96.9	0.83	0.79	601	5.4	229	48171	0.8	2.4	412.9	12000	74
2800	AMI 630L12L B	10650	495	96.6	96.9	0.83	0.80	669	5.4	250	53993	0.8	2.4	452.6	12710	74
3000	AMI 630L12L B	10651	496	96.7	97.0	0.84	0.81	714	5.2	251	57762	0.8	2.1	499.9	13430	74

Data presented in rating lists are typical values. Guaranteed values on request.

All engineered motors are optimized for the specified application.

Accurate motor data will be given on request at quotation phase.

Legally binding performance and specification data is given to the end user once each order is confirmed.

HV modular induction motors, AMI

Technical data for totally enclosed squirrel cage three phase motors

6000 V - 50 Hz

IP55 - IC 81W - Insulation class F, temperature rise class B

Output kW	Motor type	Product ID	Speed r/min	Efficiency		Power factor		Current			Torque			Rotor inertia kgm ²	Motor weight kg	Sound pressure level L _p dB(A)
				Full load 100 %	3/4 load 75 %	Full load 100 %	3/4 load 75 %	I _N A	$\frac{I_s}{I_N}$	I ₀ A	T _N Nm	$\frac{T_s}{T_N}$	$\frac{T_{max}}{T_N}$			
3000 r/min = 2 poles				6000 V 50 Hz												
710	AMI 400L2L	10652	2975	95.6	95.8	0.86	0.84	83	5.0	23	2279	0.5	2.2	6.1	2840	82
800	AMI 400L2L	10653	2971	95.4	95.8	0.86	0.85	93	4.5	23	2571	0.5	1.9	6.1	2840	82
900	AMI 400L2L	10654	2971	95.6	96.0	0.88	0.87	103	4.5	23	2893	0.5	1.9	6.6	2950	82
1000	AMI 400L2L	10655	2972	95.8	96.2	0.87	0.86	115	4.6	27	3213	0.5	2.0	6.8	3010	82
1100	AMI 400L2L	10656	2974	96.0	96.3	0.88	0.87	126	4.9	29	3533	0.5	2.0	7.3	3130	82
1200	AMI 400L2L	10657	2975	96.2	96.5	0.89	0.88	136	5.2	31	3852	0.6	2.1	8.0	3300	82
1350	AMI 400L2L	10658	2976	96.4	96.7	0.89	0.88	152	5.5	35	4331	0.6	2.2	8.7	3460	82
1380	AMI 400L2L	10659	2982	96.6	96.9	0.89	0.88	155	5.6	33	4419	0.6	2.2	11.7	3590	82
1400	AMI 450L2L	10660	2974	96.1	96.4	0.88	0.87	159	4.3	35	4495	0.4	1.8	11.6	3960	83
1600	AMI 450L2L	10661	2973	96.1	96.5	0.88	0.87	182	4.2	40	5139	0.4	1.8	11.9	4040	83
1800	AMI 450L2L	10662	2976	96.4	96.7	0.88	0.87	204	4.7	48	5776	0.4	2.0	13.0	4260	83
2100	AMI 450L2L	10663	2978	96.7	96.9	0.88	0.87	237	5.1	57	6733	0.5	2.2	14.6	4580	83
2150	AMI 450L2L	10664	2986	96.9	97.1	0.89	0.88	239	5.5	57	6876	0.4	2.3	19.5	4740	83
2240	AMI 500L2L	10665	2980	96.7	96.9	0.90	0.89	249	4.8	56	7178	0.4	2.1	21.1	5310	84
2500	AMI 500L2L	10666	2980	96.8	97.0	0.90	0.89	278	5.0	64	8010	0.5	2.1	22.4	5510	84
2800	AMI 500L2L	10667	2981	96.9	97.1	0.90	0.89	309	5.1	69	8970	0.5	2.2	24.4	5790	84
3100	AMI 500L2L	10668	2981	97.0	97.3	0.91	0.90	339	5.3	71	9930	0.5	2.2	27.4	6220	84
3200	AMI 500L2L	10669	2987	97.2	97.4	0.91	0.90	349	5.4	71	10229	0.4	2.2	37.0	6450	84
3300	AMI 560L2L B	10670	2978	96.9	97.1	0.90	0.90	363	5.1	74	10581	0.4	2.4	39.3	8110	87
3700	AMI 560L2L B	10671	2979	96.9	97.2	0.91	0.91	403	4.9	71	11861	0.4	2.4	40.7	8230	87
4100	AMI 560L2L B	10672	2978	97.1	97.3	0.91	0.91	446	5.0	77	13145	0.4	2.4	44.4	8740	87
4500	AMI 560L2L B	10673	2979	97.1	97.3	0.92	0.92	483	5.0	72	14426	0.5	2.4	48.2	9080	87
5250	AMI 560L2L B	10674	2980	97.3	97.5	0.92	0.92	566	5.6	100	16822	0.6	2.7	51.9	9530	87
5700	AMI 560L2L B	10675	2985	97.4	97.6	0.92	0.92	611	5.3	97	18237	0.4	2.5	67.9	9810	87
6100	AMI 630L2L B	10676	2981	97.1	97.2	0.91	0.91	666	5.5	113	19538	0.5	2.7	87.4	11290	88
6500	AMI 630L2L B	10677	2982	97.1	97.2	0.91	0.91	710	5.5	120	20812	0.4	2.6	97.4	11970	88
7100	AMI 630L2L B	10678	2983	97.2	97.3	0.91	0.92	769	5.2	115	22730	0.4	2.5	105.9	12770	88
8000	AMI 630L2L B	10679	2988	97.5	97.6	0.92	0.92	861	5.9	147	25567	0.4	2.8	134.9	12950	88

Data presented in rating lists are typical values. Guaranteed values on request.

All engineered motors are optimized for the specified application.

Accurate motor data will be given on request at quotation phase.

Legally binding performance and specification data is given to the end user once each order is confirmed.

HV modular induction motors, AMI

Technical data for totally enclosed squirrel cage three phase motors

6000 V - 50 Hz

IP55 - IC 81W - Insulation class F, temperature rise class B

Output kW	Motor type	Product ID	Speed r/min	Efficiency		Power factor		Current			Torque			Rotor inertia kgm ²	Motor weight kg	Sound pressure level L _p dB(A)
				Full load 100 %	3/4 load 75 %	Full load 100 %	3/4 load 75 %	I _N A	$\frac{I_s}{I_N}$	I ₀ A	T _N Nm	$\frac{T_s}{T_N}$	$\frac{T_{max}}{T_N}$			
1500 r/min = 4 poles				6000 V 50 Hz												
710	AMI 400L4L	10680	1484	94.8	95.3	0.88	0.86	82	4.6	22	4570	0.6	1.8	14.1	2790	79
800	AMI 400L4L	10681	1486	95.2	95.5	0.86	0.84	94	5.2	30	5142	0.7	2.1	15.1	2890	79
900	AMI 400L4L	10682	1486	95.5	95.9	0.86	0.84	105	5.4	33	5785	0.7	2.2	16.1	3010	79
1000	AMI 400L4L	10683	1486	95.7	96.0	0.86	0.84	116	5.5	38	6426	0.8	2.2	17.1	3110	79
1120	AMI 400L4L	10684	1486	95.9	96.2	0.88	0.86	128	5.6	36	7198	0.8	2.2	19.2	3310	79
1300	AMI 400L4L	10685	1486	96.0	96.3	0.87	0.84	150	5.8	48	8352	0.8	2.3	20.2	3410	79
1400	AMI 450L4L	10686	1486	95.8	96.1	0.89	0.88	158	4.8	39	8997	0.5	2.0	29.4	3940	80
1600	AMI 450L4L	10687	1487	96.0	96.3	0.88	0.86	183	5.0	49	10278	0.6	2.0	31.1	4080	80
1800	AMI 450L4L	10688	1487	96.2	96.5	0.88	0.87	205	5.3	55	11557	0.6	2.2	34.6	4330	80
2100	AMI 450L4L	10689	1488	96.4	96.7	0.87	0.85	240	5.7	70	13476	0.7	2.3	38.1	4580	80
2150	AMI 500L4L	10690	1489	96.1	96.4	0.89	0.88	242	5.1	56	13787	0.5	2.0	53.8	5220	81
2360	AMI 500L4L	10691	1490	96.3	96.6	0.89	0.88	265	5.3	65	15130	0.6	2.1	56.8	5390	81
2650	AMI 500L4L	10692	1489	96.4	96.7	0.90	0.89	294	5.2	63	16990	0.6	2.0	62.9	5740	81
2950	AMI 500L4L	10693	1491	96.6	96.9	0.89	0.88	332	5.0	79	18897	0.6	1.9	66.9	5920	81
3250	AMI 500L4L	10694	1491	96.7	97.0	0.89	0.88	365	5.6	90	20816	0.7	2.1	72.3	6230	81
3550	AMI 560L4L B	10695	1490	96.6	96.9	0.89	0.88	397	5.4	87	22753	0.6	2.3	105.2	7830	83
4000	AMI 560L4L B	10696	1489	96.7	97.0	0.90	0.90	441	5.2	82	25646	0.6	2.3	114.5	8240	83
4500	AMI 560L4L B	10697	1490	96.9	97.2	0.88	0.87	506	5.6	117	28833	0.6	2.5	123.5	8640	83
5000	AMI 560L4L B	10698	1491	97.0	97.3	0.88	0.87	564	5.5	131	32034	0.6	2.5	132.4	9040	83
5500	AMI 560L4L B	10699	1491	97.1	97.3	0.87	0.86	627	5.7	157	35227	0.7	2.6	141.3	9440	83
6300	AMI 630L4L B	10700	1491	97.1	97.4	0.89	0.89	703	4.9	128	40350	0.5	2.1	207.7	11710	84
7100	AMI 630L4L B	10701	1490	97.2	97.5	0.89	0.89	792	4.7	136	45499	0.5	2.0	228.1	12490	84
7800	AMI 630L4L B	10702	1492	97.3	97.6	0.89	0.89	863	5.1	155	49937	0.6	2.2	252.4	13220	84

Data presented in rating lists are typical values. Guaranteed values on request.

All engineered motors are optimized for the specified application.

Accurate motor data will be given on request at quotation phase.

Legally binding performance and specification data is given to the end user once each order is confirmed.

HV modular induction motors, AMI

Technical data for totally enclosed squirrel cage three phase motors

6000 V - 50 Hz

IP55 - IC 81W - Insulation class F, temperature rise class B

Output kW	Motor type	Product ID	Speed r/min	Efficiency		Power factor		Current			Torque			Rotor inertia kgm ²	Motor weight kg	Sound pressure level L _p dB(A)
				Full load 100 %	3/4 load 75 %	Full load 100 %	3/4 load 75 %	I _N A	$\frac{I_s}{I_N}$	I ₀ A	T _N Nm	$\frac{T_s}{T_N}$	$\frac{T_{max}}{T_N}$			
1000 r/min = 6 poles				6000 V 50 Hz												
500	AMI 400L6L	10703	989	94.8	95.0	0.83	0.79	61	5.4	24	4827	0.9	2.2	16.7	2820	77
560	AMI 400L6L	10704	989	94.8	95.0	0.80	0.75	71	5.5	33	5405	0.9	2.3	16.7	2820	77
630	AMI 400L6L	10705	989	95.0	95.2	0.81	0.76	79	5.4	34	6082	0.9	2.2	18.0	2920	77
710	AMI 400L6L	10706	989	95.1	95.3	0.81	0.77	88	5.4	37	6855	0.9	2.2	19.2	3010	77
800	AMI 400L6L	10707	989	95.2	95.4	0.81	0.76	100	5.4	43	7723	0.9	2.2	20.4	3110	77
900	AMI 400L6L	10708	989	95.3	95.6	0.83	0.79	110	5.4	43	8689	0.9	2.2	22.8	3290	77
950	AMI 450L6L	10709	989	95.4	95.9	0.85	0.83	113	4.8	35	9169	0.6	1.9	33.3	3720	78
1060	AMI 450L6L	10710	990	95.6	96.0	0.85	0.82	126	4.9	40	10228	0.7	1.9	35.6	3840	78
1180	AMI 450L6L	10711	990	95.8	96.1	0.84	0.81	141	5.1	48	11380	0.7	2.1	37.8	3970	78
1320	AMI 450L6L	10712	990	95.9	96.3	0.85	0.82	156	5.3	50	12728	0.7	2.1	42.3	4220	78
1500	AMI 450L6L	10713	991	96.1	96.4	0.85	0.82	178	5.5	59	14457	0.8	2.2	46.8	4460	78
1600	AMI 500L6L	10714	992	96.1	96.5	0.88	0.86	183	5.6	54	15395	0.7	2.1	66.2	5220	79
1800	AMI 500L6L	10715	992	96.1	96.4	0.86	0.84	209	5.8	66	17324	0.9	2.2	69.3	5340	79
2000	AMI 500L6L	10716	992	96.2	96.5	0.86	0.84	231	5.5	72	19244	0.7	2.1	73.6	5500	79
2240	AMI 500L6L	10717	992	96.4	96.7	0.88	0.87	255	5.1	68	21560	0.7	1.9	84.4	5970	79
2450	AMI 500L6L	10718	993	96.5	96.8	0.86	0.83	285	5.5	92	23562	0.7	2.1	88.0	6120	79
2500	AMI 560L6L B	10719	991	96.3	96.7	0.87	0.86	288	5.1	75	24078	0.7	2.1	120.7	7200	80
2800	AMI 560L6L B	10720	992	96.5	96.8	0.86	0.85	324	5.5	92	26947	0.8	2.4	132.9	7560	80
3300	AMI 560L6L B	10721	993	96.7	97.0	0.87	0.85	379	5.7	104	31750	0.8	2.4	151.3	8130	80
3550	AMI 560L6L B	10722	993	96.8	97.1	0.86	0.85	409	5.8	114	34145	0.8	2.5	163.1	8510	80
4000	AMI 560L6L B	10723	993	96.8	97.1	0.87	0.86	455	5.7	122	38473	0.8	2.4	187.5	9250	80
4300	AMI 560L6L B	10724	993	96.9	97.2	0.86	0.84	497	5.8	147	41346	0.8	2.5	193.2	9460	80
4500	AMI 630L6L B	10725	992	96.8	97.2	0.88	0.88	508	4.8	105	43325	0.6	2.1	248.3	11140	81
5000	AMI 630L6L B	10726	993	97.0	97.3	0.88	0.88	566	5.0	125	48089	0.6	2.1	268.1	11620	81
5600	AMI 630L6L B	10727	994	97.2	97.4	0.87	0.86	634	5.5	158	53811	0.7	2.3	305.5	12570	81
6500	AMI 630L6L B	10728	994	97.3	97.5	0.87	0.85	742	5.5	203	62427	0.7	2.4	336.0	13260	81

Data presented in rating lists are typical values. Guaranteed values on request.

All engineered motors are optimized for the specified application.

Accurate motor data will be given on request at quotation phase.

Legally binding performance and specification data is given to the end user once each order is confirmed.

HV modular induction motors, AMI

Technical data for totally enclosed squirrel cage three phase motors

6000 V - 50 Hz

IP55 - IC 81W - Insulation class F, temperature rise class B

Output kW	Motor type	Product ID	Speed r/min	Efficiency		Power factor		Current			Torque			Rotor inertia kgm ²	Motor weight kg	Sound pressure level L _p dB(A)
				Full load 100 %	3/4 load 75 %	Full load 100 %	3/4 load 75 %	I _N A	$\frac{I_s}{I_N}$	I ₀ A	T _N Nm	$\frac{T_s}{T_N}$	$\frac{T_{max}}{T_N}$			
750 r/min = 8 poles				6000 V 50 Hz												
315	AMI 400L8L	10729	742	94.3	94.6	0.81	0.76	40	5.2	17	4054	0.8	2.1	17.8	2710	75
355	AMI 400L8L	10730	741	94.4	94.8	0.83	0.79	44	4.9	17	4572	0.8	1.9	19.3	2800	75
400	AMI 400L8L	10731	742	94.5	94.8	0.81	0.76	50	5.1	22	5150	0.8	2.0	19.3	2810	75
450	AMI 400L8L	10732	741	94.6	95.0	0.82	0.78	56	5.0	23	5796	0.8	2.0	20.7	2900	75
500	AMI 400L8L	10733	741	94.7	95.1	0.82	0.78	62	5.0	25	6440	0.8	2.0	22.2	2990	75
600	AMI 400L8L	10734	740	94.7	95.3	0.84	0.82	73	4.5	25	7740	0.7	1.7	25.1	3180	75
630	AMI 450L8L	10735	739	94.8	95.3	0.85	0.83	75	4.6	25	8137	0.7	1.8	37.5	3670	76
710	AMI 450L8L	10736	741	95.1	95.4	0.82	0.78	87	5.1	36	9148	0.8	2.1	37.7	3680	76
800	AMI 450L8L	10737	742	95.3	95.6	0.81	0.76	100	5.1	43	10292	0.8	2.1	40.7	3800	76
900	AMI 450L8L	10738	741	95.4	95.7	0.83	0.79	109	5.2	43	11592	0.8	2.1	45.8	4040	76
1050	AMI 450L8L	10739	741	95.4	95.9	0.85	0.83	125	4.8	40	13532	0.8	1.9	53.9	4400	76
1120	AMI 500L8L	10740	743	95.5	95.7	0.83	0.80	136	5.2	51	14397	0.7	2.1	71.7	5010	77
1250	AMI 500L8L	10741	742	95.5	95.9	0.86	0.84	147	4.8	45	16081	0.6	1.8	80.6	5310	77
1400	AMI 500L8L	10742	743	95.7	96.0	0.85	0.82	166	5.3	57	17992	0.7	2.1	89.5	5610	77
1650	AMI 500L8L	10743	745	96.1	96.2	0.83	0.80	199	5.5	74	21159	0.8	2.1	104.5	6090	77
1800	AMI 560L8L B	10744	744	96.2	96.5	0.83	0.81	218	4.6	70	23103	0.6	1.9	134.6	7180	76
2000	AMI 560L8L B	10745	744	96.3	96.6	0.83	0.80	242	4.9	81	25656	0.7	2.0	148.9	7540	76
2240	AMI 560L8L B	10746	744	96.4	96.7	0.83	0.82	268	4.8	84	28737	0.7	1.9	163.1	7930	76
2500	AMI 560L8L B	10747	744	96.5	96.8	0.83	0.82	298	4.9	93	32068	0.7	1.9	177.4	8310	76
2800	AMI 560L8L B	10748	745	96.6	96.8	0.84	0.82	333	5.1	106	35902	0.7	2.0	198.7	8850	76
3150	AMI 560L8L B	10749	745	96.7	96.9	0.83	0.80	377	5.4	129	40370	0.8	2.1	220.1	9430	76
3550	AMI 630L8L B	10750	745	96.8	97.1	0.85	0.85	414	5.0	110	45492	0.6	1.9	343.7	11750	77
3900	AMI 630L8L B	10751	745	96.8	97.0	0.85	0.84	459	5.0	125	50005	0.7	1.9	353.3	11980	77
4500	AMI 630L8L B	10752	745	97.0	97.2	0.86	0.85	521	5.0	132	57654	0.7	1.9	429.1	13440	77

Data presented in rating lists are typical values. Guaranteed values on request.

All engineered motors are optimized for the specified application.

Accurate motor data will be given on request at quotation phase.

Legally binding performance and specification data is given to the end user once each order is confirmed.

HV modular induction motors, AMI

Technical data for totally enclosed squirrel cage three phase motors

6000 V - 50 Hz

IP55 - IC 81W - Insulation class F, temperature rise class B

Output kW	Motor type	Product ID	Speed r/min	Efficiency		Power factor		Current			Torque			Rotor inertia kgm ²	Motor weight kg	Sound pressure level L _p dB(A)
				Full load 100 %	3/4 load 75 %	Full load 100 %	3/4 load 75 %	I _N A	$\frac{I_s}{I_N}$	I ₀ A	T _N Nm	$\frac{T_s}{T_N}$	$\frac{T_{max}}{T_N}$			
600 r/min = 10 poles				6000 V 50 Hz												
224	AMI 400L10L	12299	592	92.7	92.6	0.66	0.59	35	3.7	22	3615	0.6	1.8	13.9	2750	75
250	AMI 400L10L	10753	591	93.0	93.2	0.71	0.65	36	3.6	20	4041	0.6	1.7	14.6	2850	75
280	AMI 400L10L	10754	591	93.2	93.4	0.74	0.68	39	4.0	20	4521	0.7	1.8	18.0	2890	75
315	AMI 400L10L	10755	591	93.3	93.6	0.76	0.71	43	3.8	20	5092	0.6	1.7	19.2	2980	75
355	AMI 400L10L	10756	593	93.6	93.8	0.75	0.70	48	4.3	23	5721	0.7	1.8	23.5	3080	75
400	AMI 400L10L	10757	592	93.6	94.0	0.76	0.72	54	4.1	25	6451	0.7	1.7	24.9	3170	75
450	AMI 450L10L	10758	591	94.0	94.6	0.83	0.80	56	4.2	20	7269	0.7	1.7	37.8	3650	76
500	AMI 450L10L	10759	591	94.2	94.8	0.83	0.80	62	4.2	22	8075	0.7	1.7	40.5	3770	76
560	AMI 450L10L	10760	591	94.2	94.8	0.82	0.79	70	4.3	25	9051	0.8	1.7	43.0	3890	76
650	AMI 450L10L	10761	592	94.5	95.0	0.82	0.78	81	4.5	32	10487	0.8	1.8	45.9	4010	76
740	AMI 450L10L	10762	592	94.7	95.2	0.82	0.78	92	4.6	37	11935	0.8	1.8	51.3	4250	76
800	AMI 500L10L	10763	593	95.1	95.6	0.84	0.81	97	4.5	35	12892	0.6	1.8	71.9	5020	77
900	AMI 500L10L	10764	594	95.4	95.8	0.82	0.79	110	4.9	43	14477	0.7	2.0	76.8	5180	77
1000	AMI 500L10L	10765	593	95.2	95.7	0.84	0.81	120	4.6	43	16110	0.7	1.9	85.3	5430	77
1120	AMI 500L10L	10766	593	95.5	95.9	0.84	0.81	135	4.6	46	18031	0.7	1.8	90.3	5620	77
1250	AMI 500L10L	10767	594	95.7	96.0	0.83	0.79	151	5.2	58	20095	0.8	2.0	103.8	6040	77
1400	AMI 560L10L B	10768	592	95.5	96.0	0.85	0.83	165	4.7	52	22583	0.7	2.1	148.8	7100	75
1600	AMI 560L10L B	10769	593	95.8	96.2	0.85	0.83	188	5.1	61	25780	0.8	2.3	172.8	7660	75
1800	AMI 560L10L B	10770	593	95.8	96.3	0.86	0.83	211	5.1	67	29001	0.8	2.2	188.8	8040	75
2000	AMI 560L10L B	10771	593	96.0	96.4	0.86	0.84	233	5.0	69	32197	0.8	2.1	213.3	8610	75
2240	AMI 560L10L B	10772	594	96.2	96.5	0.85	0.83	263	5.4	87	36026	0.9	2.3	229.4	8990	75
2400	AMI 560L10L B	10773	595	96.4	96.6	0.84	0.81	286	5.6	104	38491	0.9	2.3	248.3	9320	75
2500	AMI 630L10L B	10774	594	96.3	96.7	0.86	0.84	291	5.0	83	40177	0.8	2.0	338.3	10770	75
2800	AMI 630L10L B	10775	594	96.4	96.8	0.86	0.85	325	5.2	92	44981	0.8	2.0	381.2	11490	75
3150	AMI 630L10L B	10776	596	96.7	97.0	0.85	0.83	369	5.5	118	50479	0.8	2.1	428.1	12170	75
3350	AMI 630L10L B	10777	597	96.8	97.0	0.85	0.83	393	5.5	127	53628	0.8	2.2	464.5	12670	75
3700	AMI 630L10L B	10778	597	96.9	97.1	0.85	0.82	435	5.7	145	59216	0.8	2.2	508.6	13420	75

Data presented in rating lists are typical values. Guaranteed values on request.

All engineered motors are optimized for the specified application.

Accurate motor data will be given on request at quotation phase.

Legally binding performance and specification data is given to the end user once each order is confirmed.

HV modular induction motors, AMI

Technical data for totally enclosed squirrel cage three phase motors

6000 V - 50 Hz

IP55 - IC 81W - Insulation class F, temperature rise class B

Output kW	Motor type	Product ID	Speed r/min	Efficiency		Power factor		Current			Torque			Rotor inertia kgm ²	Motor weight kg	Sound pressure level L _p dB(A)
				Full load 100 %	3/4 load 75 %	Full load 100 %	3/4 load 75 %	I _N A	$\frac{I_s}{I_N}$	I ₀ A	T _N Nm	$\frac{T_s}{T_N}$	$\frac{T_{max}}{T_N}$			
500 r/min = 12 poles				6000 V 50 Hz												
180	AMI 400L12L	10779	494	91.5	91.0	0.65	0.57	29	3.9	19	3483	0.8	2.0	16.7	2790	75
200	AMI 400L12L	10780	492	91.7	91.5	0.68	0.62	31	3.7	18	3879	0.7	1.7	17.9	2880	75
224	AMI 400L12L	10781	492	91.8	91.8	0.70	0.64	33	3.5	18	4350	0.7	1.6	19.1	2980	75
250	AMI 400L12L	10782	492	92.0	92.1	0.73	0.67	36	3.8	19	4850	0.7	1.7	23.3	3060	75
280	AMI 400L12L	10783	492	92.1	92.3	0.73	0.68	40	3.6	20	5436	0.7	1.6	24.7	3150	75
315	AMI 450L12L	10784	493	93.4	93.7	0.75	0.69	43	4.1	22	6101	0.7	1.8	35.0	3530	76
355	AMI 450L12L	10785	493	93.4	93.8	0.76	0.71	48	4.0	23	6879	0.7	1.7	37.7	3640	76
400	AMI 450L12L	10786	494	93.7	94.1	0.75	0.69	55	4.0	27	7737	0.7	1.8	40.8	3770	76
450	AMI 450L12L	10787	493	93.9	94.4	0.77	0.73	60	3.9	27	8711	0.6	1.7	46.3	4010	76
500	AMI 450L12L	10788	493	93.7	94.1	0.77	0.72	67	4.1	31	9683	0.7	1.7	51.1	4200	76
560	AMI 500L12L	10789	492	94.3	94.8	0.79	0.76	72	3.9	29	10859	0.6	1.7	66.8	4850	77
630	AMI 500L12L	10790	493	94.5	94.9	0.79	0.75	81	4.0	34	12210	0.6	1.7	71.2	5000	77
710	AMI 500L12L	10791	493	94.6	95.1	0.80	0.76	91	4.0	37	13761	0.6	1.7	80.1	5300	77
800	AMI 500L12L	10792	493	94.8	95.2	0.79	0.75	102	4.2	43	15495	0.6	1.7	89.1	5600	77
930	AMI 500L12L	10793	493	95.0	95.3	0.79	0.76	118	4.2	49	18007	0.7	1.7	102.5	6040	77
1000	AMI 560L12L B	10794	493	95.1	95.7	0.82	0.79	123	4.3	47	19358	0.6	2.0	149.2	7040	74
1120	AMI 560L12L B	10795	494	95.3	95.8	0.81	0.77	139	4.5	57	21664	0.6	2.1	157.2	7230	74
1250	AMI 560L12L B	10796	493	95.4	95.9	0.82	0.78	154	4.5	60	24204	0.7	2.0	172.0	7620	74
1400	AMI 560L12L B	10797	493	95.6	96.0	0.82	0.78	172	4.7	67	27091	0.7	2.1	196.4	8160	74
1600	AMI 560L12L B	10798	494	95.7	96.1	0.82	0.78	196	4.8	78	30945	0.8	2.2	220.6	8700	74
1800	AMI 560L12L B	10799	495	96.0	96.4	0.82	0.78	221	4.8	86	34756	0.8	2.0	246.3	9300	74
2000	AMI 630L12L B	10800	495	96.2	96.6	0.83	0.80	241	4.8	85	38551	0.7	2.0	326.1	10470	74
2240	AMI 630L12L B	10801	495	96.3	96.7	0.84	0.82	266	4.7	85	43180	0.7	1.9	384.0	11410	74
2500	AMI 630L12L B	10802	496	96.4	96.8	0.84	0.82	296	4.9	97	48162	0.7	2.0	441.9	12340	74
2800	AMI 630L12L B	10803	496	96.5	96.8	0.84	0.81	334	5.4	118	53935	0.9	2.1	496.5	13250	74

Data presented in rating lists are typical values. Guaranteed values on request.

All engineered motors are optimized for the specified application.

Accurate motor data will be given on request at quotation phase.

Legally binding performance and specification data is given to the end user once each order is confirmed.

HV modular induction motors, AMI

Technical data for totally enclosed squirrel cage three phase motors

10000 V - 50 Hz

IP55 - IC 81W - Insulation class F, temperature rise class B

Output kW	Motor type	Product ID	Speed r/min	Efficiency		Power factor		Current			Torque			Rotor inertia kgm ²	Motor weight kg	Sound pressure level L _p dB(A)
				Full load 100 %	3/4 load 75 %	Full load 100 %	3/4 load 75 %	I _N A	$\frac{I_s}{I_N}$	I ₀ A	T _N Nm	$\frac{T_s}{T_N}$	$\frac{T_{max}}{T_N}$			
3000 r/min = 2 poles				10000 V 50 Hz												
630	AMI 450L2L	10804	2974	94.4	94.5	0.87	0.85	44	5.1	13	2023	0.5	2.2	10.3	3520	83
710	AMI 450L2L	10805	2976	94.6	94.7	0.86	0.83	50	5.0	16	2279	0.5	2.2	10.2	3520	83
800	AMI 450L2L	10806	2977	95.0	95.1	0.86	0.83	56	5.4	18	2566	0.5	2.3	11.0	3670	83
900	AMI 450L2L	10807	2976	95.2	95.3	0.87	0.84	63	5.3	19	2888	0.6	2.3	11.5	3760	83
1000	AMI 450L2L	10808	2978	95.4	95.6	0.88	0.85	69	5.3	20	3207	0.5	2.3	12.1	3890	83
1120	AMI 450L2L	10809	2978	95.5	95.7	0.88	0.86	77	5.3	22	3592	0.5	2.3	12.6	3990	83
1250	AMI 450L2L	10810	2979	96.0	96.2	0.88	0.86	85	5.5	23	4007	0.6	2.4	12.5	4050	83
1500	AMI 450L2L	10811	2981	96.3	96.4	0.88	0.85	103	5.8	30	4805	0.6	2.5	13.4	4270	83
1530	AMI 450L2L	10812	2988	96.6	96.6	0.88	0.86	104	5.8	29	4889	0.4	2.4	18.1	4420	83
1600	AMI 500L2L	10813	2979	96.0	96.2	0.88	0.87	109	4.8	28	5129	0.4	2.1	17.4	4690	84
1800	AMI 500L2L	10814	2981	96.3	96.5	0.89	0.87	122	4.9	31	5766	0.4	2.1	18.5	4870	84
2000	AMI 500L2L	10815	2982	96.5	96.6	0.89	0.87	135	5.1	35	6405	0.5	2.2	19.8	5060	84
2240	AMI 500L2L	10816	2982	96.6	96.8	0.89	0.88	150	5.3	38	7172	0.5	2.3	21.7	5340	84
2500	AMI 500L2L	10817	2983	96.8	97.0	0.90	0.88	166	5.7	43	8002	0.5	2.4	24.0	5660	84
2550	AMI 500L2L	10818	2988	97.0	97.1	0.90	0.88	169	5.7	42	8149	0.4	2.3	32.6	5860	84
2800	AMI 560L2L B	10819	2975	96.4	96.7	0.90	0.90	186	4.6	36	8987	0.4	2.3	36.1	7490	87
3250	AMI 560L2L B	10820	2978	96.7	96.9	0.90	0.90	215	4.9	43	10421	0.4	2.4	39.3	7900	87
3700	AMI 560L2L B	10821	2980	96.9	97.1	0.91	0.90	243	5.3	48	11856	0.4	2.5	42.6	8340	87
4100	AMI 560L2L B	10822	2980	97.0	97.2	0.91	0.91	267	5.5	50	13137	0.5	2.6	46.3	8760	87
4600	AMI 560L2L B	10823	2982	97.2	97.4	0.92	0.91	299	5.6	58	14731	0.5	2.7	49.5	9170	87
5000	AMI 560L2L B	10824	2987	97.4	97.6	0.91	0.91	325	5.2	58	15984	0.4	2.4	66.5	9480	87
5200	AMI 630L2L B	10825	2985	96.9	96.9	0.91	0.90	342	5.6	63	16637	0.5	2.7	85.9	10890	88
5800	AMI 630L2L B	10826	2985	97.0	97.1	0.91	0.91	379	5.7	66	18558	0.5	2.7	92.4	11440	88
6500	AMI 630L2L B	10827	2984	97.1	97.2	0.91	0.90	427	5.9	79	20802	0.5	2.8	103.4	12220	88
7100	AMI 630L2L B	10828	2989	97.3	97.4	0.92	0.92	459	5.8	76	22687	0.4	2.7	134.8	12630	88

Data presented in rating lists are typical values. Guaranteed values on request.

All engineered motors are optimized for the specified application.

Accurate motor data will be given on request at quotation phase.

Legally binding performance and specification data is given to the end user once each order is confirmed.

HV modular induction motors, AMI

Technical data for totally enclosed squirrel cage three phase motors

10000 V - 50 Hz

IP55 - IC 81W - Insulation class F, temperature rise class B

Output kW	Motor type	Product ID	Speed r/min	Efficiency		Power factor		Current			Torque			Rotor inertia kgm ²	Motor weight kg	Sound pressure level L _p dB(A)
				Full load 100 %	3/4 load 75 %	Full load 100 %	3/4 load 75 %	I _N A	$\frac{I_s}{I_N}$	I ₀ A	T _N Nm	$\frac{T_s}{T_N}$	$\frac{T_{max}}{T_N}$			
1500 r/min = 4 poles				10000 V 50 Hz												
900	AMI 450L4L	10829	1487	95.4	95.4	0.84	0.80	65	6.0	25	5778	0.7	2.6	22.3	3740	80
1000	AMI 450L4L	10830	1486	95.3	95.5	0.85	0.82	71	5.4	25	6427	0.7	2.3	22.3	3740	80
1120	AMI 450L4L	10831	1485	95.3	95.6	0.86	0.83	79	4.9	26	7201	0.5	2.1	22.5	3740	80
1250	AMI 450L4L	10832	1485	95.4	95.8	0.87	0.85	87	4.8	26	8040	0.5	2.0	23.8	3870	80
1400	AMI 450L4L	10833	1484	95.5	95.9	0.87	0.86	97	4.7	27	9008	0.5	2.0	25.2	3990	80
1600	AMI 450L4L	10834	1485	95.8	96.1	0.87	0.85	110	5.1	33	10286	0.6	2.1	27.9	4250	80
1800	AMI 500L4L	10835	1488	95.7	96.0	0.90	0.89	120	5.3	28	11553	0.6	2.1	55.5	5300	81
2100	AMI 500L4L	10836	1490	96.0	96.2	0.89	0.88	142	5.4	35	13461	0.6	2.1	59.3	5470	81
2400	AMI 500L4L	10837	1492	96.3	96.5	0.89	0.88	162	5.6	41	15365	0.6	2.1	66.4	5800	81
2800	AMI 560L4L B	10838	1490	96.4	96.6	0.89	0.88	189	5.3	42	17947	0.6	2.3	99.9	7600	83
3150	AMI 560L4L B	10839	1491	96.6	96.8	0.89	0.88	212	5.6	50	20181	0.6	2.5	109.1	8000	83
3550	AMI 560L4L B	10840	1491	96.7	96.9	0.88	0.87	241	5.8	60	22737	0.6	2.5	117.8	8340	83
4000	AMI 560L4L B	10841	1491	96.8	97.0	0.88	0.87	270	5.7	63	25621	0.6	2.5	127.1	8740	83
4500	AMI 560L4L B	10842	1492	97.0	97.2	0.86	0.84	311	5.7	85	28794	0.6	2.5	137.9	9140	83
5000	AMI 630L4L B	10843	1491	96.8	97.0	0.89	0.88	337	5.3	72	32029	0.6	2.3	189.9	10990	84
5500	AMI 630L4L B	10844	1491	97.0	97.2	0.89	0.88	369	5.4	78	35225	0.6	2.4	204.6	11500	84
6000	AMI 630L4L B	10845	1491	97.1	97.3	0.89	0.89	400	5.5	81	38426	0.6	2.4	219.4	12020	84
6700	AMI 630L4L B	10846	1491	97.2	97.4	0.90	0.89	444	5.7	90	42898	0.7	2.5	241.5	12770	84

Data presented in rating lists are typical values. Guaranteed values on request.

All engineered motors are optimized for the specified application.

Accurate motor data will be given on request at quotation phase.

Legally binding performance and specification data is given to the end user once each order is confirmed.

HV modular induction motors, AMI

Technical data for totally enclosed squirrel cage three phase motors

10000 V - 50 Hz

IP55 - IC 81W - Insulation class F, temperature rise class B

Output kW	Motor type	Product ID	Speed r/min	Efficiency		Power factor		Current			Torque			Rotor inertia kgm ²	Motor weight kg	Sound pressure level L _p dB(A)
				Full load 100 %	3/4 load 75 %	Full load 100 %	3/4 load 75 %	I _N A	$\frac{I_s}{I_N}$	I ₀ A	T _N Nm	$\frac{T_s}{T_N}$	$\frac{T_{max}}{T_N}$			
1000 r/min = 6 poles				10000 V 50 Hz												
630	AMI 450L6L	10847	989	95.0	95.2	0.84	0.80	46	5.3	17	6081	0.8	2.1	28.1	3800	78
710	AMI 450L6L	10848	988	94.9	95.2	0.85	0.82	51	4.8	17	6864	0.7	2.0	28.1	3800	78
800	AMI 450L6L	10849	989	95.1	95.4	0.84	0.80	58	5.0	21	7725	0.7	2.1	28.3	3810	78
900	AMI 450L6L	10850	988	95.1	95.5	0.85	0.82	64	4.7	22	8696	0.6	1.9	30.1	3940	78
1000	AMI 450L6L	10851	988	95.2	95.6	0.85	0.83	71	4.6	23	9667	0.6	1.9	31.8	4060	78
1100	AMI 450L6L	10852	991	95.5	95.8	0.83	0.79	80	4.8	30	10605	0.6	1.9	32.4	4080	78
1250	AMI 500L6L	10853	991	95.4	95.8	0.88	0.86	86	5.5	26	12045	0.7	2.1	60.1	4960	79
1400	AMI 500L6L	10854	991	95.5	95.9	0.87	0.85	97	5.5	30	13488	0.7	2.2	63.6	5110	79
1600	AMI 500L6L	10855	993	95.8	96.1	0.86	0.83	113	5.6	39	15383	0.7	2.2	69.1	5290	79
1750	AMI 500L6L	10856	994	96.0	96.2	0.84	0.81	125	5.6	47	16820	0.7	2.2	72.6	5450	79
2000	AMI 560L6L B	10857	992	96.1	96.4	0.88	0.87	136	5.4	35	19250	0.7	2.3	119.9	7100	80
2240	AMI 560L6L B	10858	992	96.1	96.4	0.88	0.87	153	5.6	40	21558	0.8	2.3	136.3	7580	80
2500	AMI 560L6L B	10859	993	96.3	96.6	0.87	0.85	173	5.8	52	24044	0.8	2.5	147.5	7950	80
2800	AMI 560L6L B	10860	993	96.5	96.8	0.87	0.86	192	5.7	54	26915	0.7	2.3	160.8	8340	80
3200	AMI 560L6L B	10861	995	96.7	96.9	0.86	0.85	222	5.6	64	30723	0.7	2.2	177.8	8760	80
3550	AMI 630L6L B	10862	993	96.7	97.0	0.87	0.86	242	5.7	64	34133	0.7	2.4	228.6	10500	81
4000	AMI 630L6L B	10863	993	96.8	97.1	0.88	0.87	271	5.6	67	38466	0.7	2.4	247.4	10970	81
4500	AMI 630L6L B	10864	993	96.9	97.2	0.88	0.87	304	5.6	74	43275	0.7	2.4	266.2	11450	81
5000	AMI 630L6L B	10865	994	97.0	97.3	0.87	0.86	341	5.7	91	48040	0.7	2.4	285.7	11940	81
5600	AMI 630L6L B	10866	994	97.1	97.4	0.87	0.86	381	5.6	102	53782	0.7	2.4	316.0	12660	81
750 r/min = 8 poles				10000 V 50 Hz												
710	AMI 500L8L	10867	742	94.6	94.8	0.84	0.81	51	5.3	19	9134	0.7	2.1	69.4	4910	77
800	AMI 500L8L	10868	741	94.5	94.9	0.86	0.83	57	5.2	19	10307	0.8	2.1	69.8	4910	77
900	AMI 500L8L	10869	742	94.8	95.1	0.86	0.83	64	5.3	21	11583	0.7	2.0	74.6	5070	77
1000	AMI 500L8L	10870	742	94.9	95.2	0.86	0.83	71	5.3	24	12870	0.7	2.1	79.0	5220	77
1120	AMI 500L8L	10871	743	95.1	95.5	0.87	0.85	78	5.1	24	14403	0.7	1.9	88.4	5510	77
1250	AMI 500L8L	10872	744	95.4	95.7	0.85	0.83	89	5.3	29	16042	0.7	1.9	94.0	5680	77
1400	AMI 560L8L B	10873	744	95.8	96.1	0.85	0.84	99	4.8	30	17971	0.6	1.9	134.0	7070	76
1600	AMI 560L8L B	10874	744	95.9	96.2	0.85	0.83	113	4.9	35	20538	0.6	2.0	141.1	7260	76
1850	AMI 560L8L B	10875	744	96.0	96.3	0.84	0.82	132	4.9	43	23745	0.6	2.0	148.2	7450	76
2100	AMI 560L8L B	10876	745	96.2	96.5	0.84	0.81	151	5.0	49	26929	0.7	2.0	163.1	7840	76
2360	AMI 560L8L B	10877	744	96.3	96.6	0.84	0.83	167	5.0	53	30279	0.7	2.0	183.3	8390	76
2500	AMI 560L8L B	10878	745	96.4	96.5	0.83	0.80	179	5.7	65	32039	0.8	2.3	204.5	8890	76
2800	AMI 630L8L B	10879	744	96.3	96.6	0.85	0.83	198	5.5	61	35920	0.8	2.2	301.9	10840	77
3150	AMI 630L8L B	10880	744	96.4	96.7	0.85	0.84	221	5.3	64	40421	0.7	2.1	325.9	11340	77
3500	AMI 630L8L B	10881	745	96.7	96.9	0.85	0.84	245	5.2	73	44838	0.6	2.1	355.5	11850	77
4150	AMI 630L8L B	10882	746	96.9	97.0	0.85	0.83	292	5.5	92	53139	0.7	2.2	416.0	13050	77

Data presented in rating lists are typical values. Guaranteed values on request.

All engineered motors are optimized for the specified application.

Accurate motor data will be given on request at quotation phase.

Legally binding performance and specification data is given to the end user once each order is confirmed.

HV modular induction motors, AMI

Technical data for totally enclosed squirrel cage three phase motors

10000 V - 50 Hz

IP55 - IC 81W - Insulation class F, temperature rise class B

Output kW	Motor type	Product ID	Speed r/min	Efficiency		Power factor		Current			Torque			Rotor inertia kgm ²	Motor weight kg	Sound pressure level L _p dB(A)
				Full load 100 %	3/4 load 75 %	Full load 100 %	3/4 load 75 %	I _N A	$\frac{I_s}{I_N}$	I ₀ A	T _N Nm	$\frac{T_s}{T_N}$	$\frac{T_{max}}{T_N}$			
600 r/min = 10 poles				10000 V 50 Hz												
560	AMI 500L10L	10883	594	94.0	94.5	0.84	0.80	41	4.9	16	9006	0.7	1.9	67.3	4760	77
630	AMI 500L10L	10884	593	94.0	94.4	0.83	0.78	47	5.0	19	10143	0.7	2.0	66.7	4760	77
710	AMI 500L10L	10885	593	94.1	94.6	0.83	0.79	52	4.9	21	11436	0.7	2.0	71.1	4910	77
800	AMI 500L10L	10886	594	94.5	95.0	0.83	0.81	59	4.5	21	12853	0.7	1.7	81.7	5220	77
850	AMI 500L10L	10887	594	94.6	95.1	0.84	0.80	62	4.9	23	13665	0.7	1.9	85.5	5350	77
900	AMI 560L10L B	10888	592	94.7	95.3	0.86	0.85	63	4.6	18	14526	0.7	2.0	147.9	6990	75
1000	AMI 560L10L B	10889	592	94.9	95.4	0.86	0.84	71	5.0	23	16123	0.8	2.1	147.9	7000	75
1120	AMI 560L10L B	10890	594	95.3	95.7	0.84	0.81	81	5.5	30	18003	0.9	2.4	149.0	7020	75
1300	AMI 560L10L B	10891	594	95.5	95.8	0.85	0.82	93	5.4	33	20893	0.8	2.3	165.5	7390	75
1500	AMI 560L10L B	10892	594	95.6	96.0	0.85	0.82	107	5.4	37	24108	0.8	2.3	181.6	7760	75
1750	AMI 560L10L B	10893	596	95.9	96.3	0.84	0.82	125	5.2	42	28056	0.8	2.0	208.6	8350	75
1950	AMI 560L10L B	10894	596	96.1	96.3	0.82	0.78	143	5.6	57	31234	0.8	2.2	224.3	8710	75
2000	AMI 630L10L B	10895	594	96.0	96.3	0.87	0.84	139	5.5	43	32163	0.9	2.3	335.2	10620	75
2240	AMI 630L10L B	10896	594	96.1	96.4	0.85	0.82	159	5.5	56	35982	0.8	2.3	361.0	11080	75
2500	AMI 630L10L B	10897	596	96.3	96.6	0.84	0.82	178	5.5	61	40064	0.8	2.1	393.6	11510	75
2800	AMI 630L10L B	10898	597	96.5	96.7	0.83	0.80	201	5.6	73	44800	0.7	2.2	432.6	12050	75
3000	AMI 630L10L B	10899	597	96.6	96.8	0.83	0.80	216	5.6	79	47987	0.7	2.1	475.6	12750	75
500 r/min = 12 poles				10000 V 50 Hz												
400	AMI 500L12L	10900	494	93.2	93.6	0.77	0.73	32	3.8	15	7739	0.5	1.7	57.4	4760	77
450	AMI 500L12L	10901	493	93.2	93.6	0.77	0.72	36	3.8	17	8708	0.5	1.7	57.4	4760	77
500	AMI 500L12L	10902	494	93.4	93.6	0.77	0.71	40	4.6	20	9660	0.7	2.0	71.3	4900	77
560	AMI 500L12L	10903	494	93.5	93.8	0.78	0.72	45	4.5	22	10824	0.7	1.9	75.8	5040	77
630	AMI 500L12L	10904	495	93.8	94.2	0.79	0.74	49	4.2	22	12163	0.6	1.8	85.7	5350	77
710	AMI 560L12L B	10905	493	94.2	94.9	0.83	0.81	52	4.2	19	13751	0.6	2.0	147.9	6960	74
800	AMI 560L12L B	10906	493	94.4	95.0	0.82	0.79	59	4.5	23	15482	0.7	2.1	147.9	6970	74
900	AMI 560L12L B	10907	494	94.6	95.2	0.82	0.78	67	4.6	27	17412	0.7	2.1	156.0	7160	74
1000	AMI 560L12L B	10908	494	94.8	95.3	0.81	0.77	75	4.8	32	19333	0.7	2.2	164.0	7340	74
1150	AMI 560L12L B	10909	494	94.9	95.5	0.83	0.79	85	4.6	33	22245	0.7	2.1	188.1	7890	74
1320	AMI 560L12L B	10910	495	95.4	95.8	0.82	0.77	98	4.7	40	25460	0.6	2.2	214.9	8460	74
1600	AMI 630L12L B	10911	494	95.5	96.0	0.84	0.81	115	5.1	41	30928	0.8	2.2	320.0	10310	74
1800	AMI 630L12L B	10912	494	95.7	96.1	0.84	0.81	129	5.4	48	34768	0.9	2.4	362.6	11000	74
2000	AMI 630L12L B	10913	496	95.9	96.2	0.82	0.79	146	5.5	57	38540	0.8	2.3	420.1	11870	74
2300	AMI 630L12L B	10914	497	96.2	96.5	0.82	0.78	168	5.7	69	44216	0.8	2.3	468.0	12600	74

Data presented in rating lists are typical values. Guaranteed values on request.

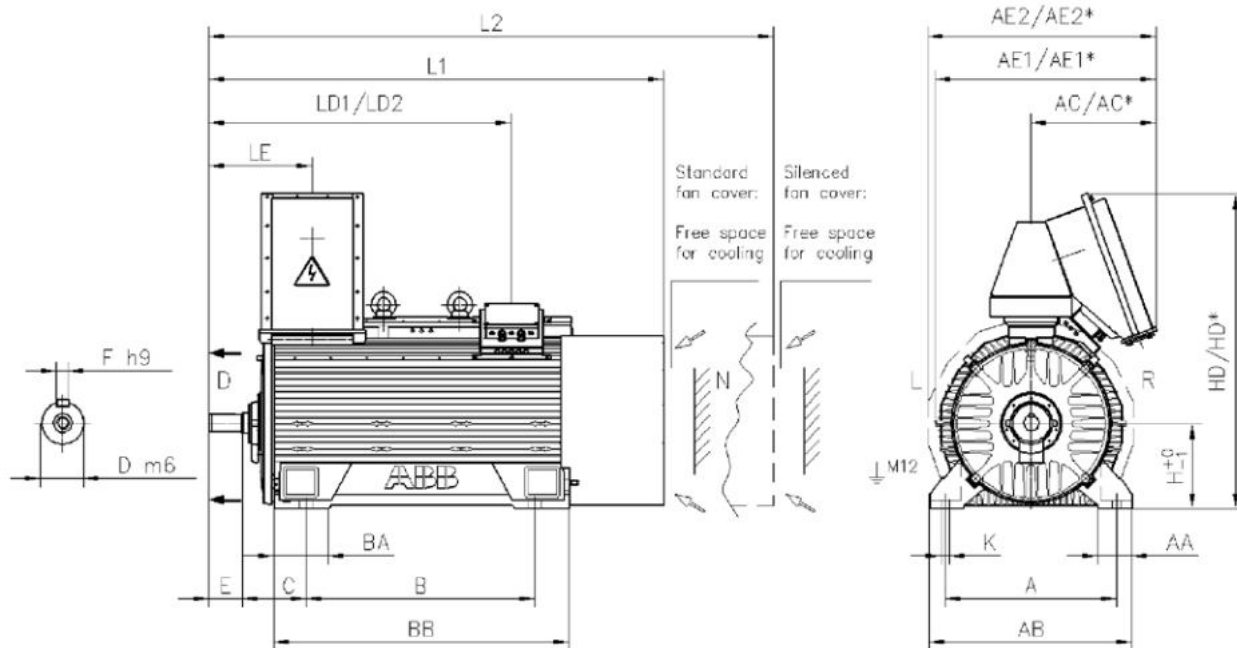
All engineered motors are optimized for the specified application.

Accurate motor data will be given on request at quotation phase.

Legally binding performance and specification data is given to the end user once each order is confirmed.

Engineered motors, AXR Dimension drawings

IEC, Antifriction bearings, 1 < UN ≤ 11 kV, IM 1001, IC411



AXR	Poles	A	B	C	D	E	F	H	K	AA	AB	BA	BB	L1	L2	LD1	LD2	LE
315M	2	710	800	280	70	140	20	315	35	140	800	236	1070	1755	2215	1175	925	445
315M	≥4	710	800	280	80	170	22	315	35	140	800	236	1070	1785	2245	1205	955	475
355M	2	710	950	265	70	140	20	355	35	140	840	226	1225	1895	2355	1260	960	430
355M	≥4	710	950	265	90	170	25	355	35	140	840	226	1225	1925	2385	1290	990	460
400M	2	800	1250	224	80	170	22	400	35	160	900	229	1430	2145	2670	1525	1075	470
400M	≥4	800	1250	224	110	210	28	400	35	160	900	229	1430	2185	2710	1565	1115	510
450M	2	900	1250	355	90	170	25	450	42	170	1050	285	1610	2365	2935	1705	1405	500
450M	≥4	900	1250	355	110	210	28	450	42	170	1050	285	1610	2405	2975	1745	1445	540
500M	2	NA	NA	NA	NA	NA	NA	NA	NA	NA	NA	NA	NA	NA	NA	NA	NA	NA
500M	≥4	1120	1500	315	140	250	36	500	42	200	1250	266	1780	2720	3325	1985	1535	590

AXR	Poles	AC	AC*	AE1	AE1*	AE2	AE2*	HD	HD*
315M	2	525	NA	910	NA	940	NA	1260	NA
315M	≥4	525	NA	910	NA	940	NA	1260	NA
355M	2	525	NA	920	NA	960	NA	1310	NA
355M	≥4	525	NA	920	NA	960	NA	1310	NA
400M	2	525	685	970	1130	1000	1160	1425	1610
400M	≥4	525	685	970	1130	1000	1160	1425	1610
450M	2	525	685	1030	1190	1065	1220	1555	1745
450M	≥4	525	685	1030	1190	1065	1220	1555	1745
500M	2	NA	NA	NA	NA	NA	NA	NA	NA
500M	≥4	525	685	1085	1245	1115	1275	1680	1870

*Dimension for 6.6 kV < UN ≤ 11 kV

1) Standard fan cover

2) Silenced fan cover

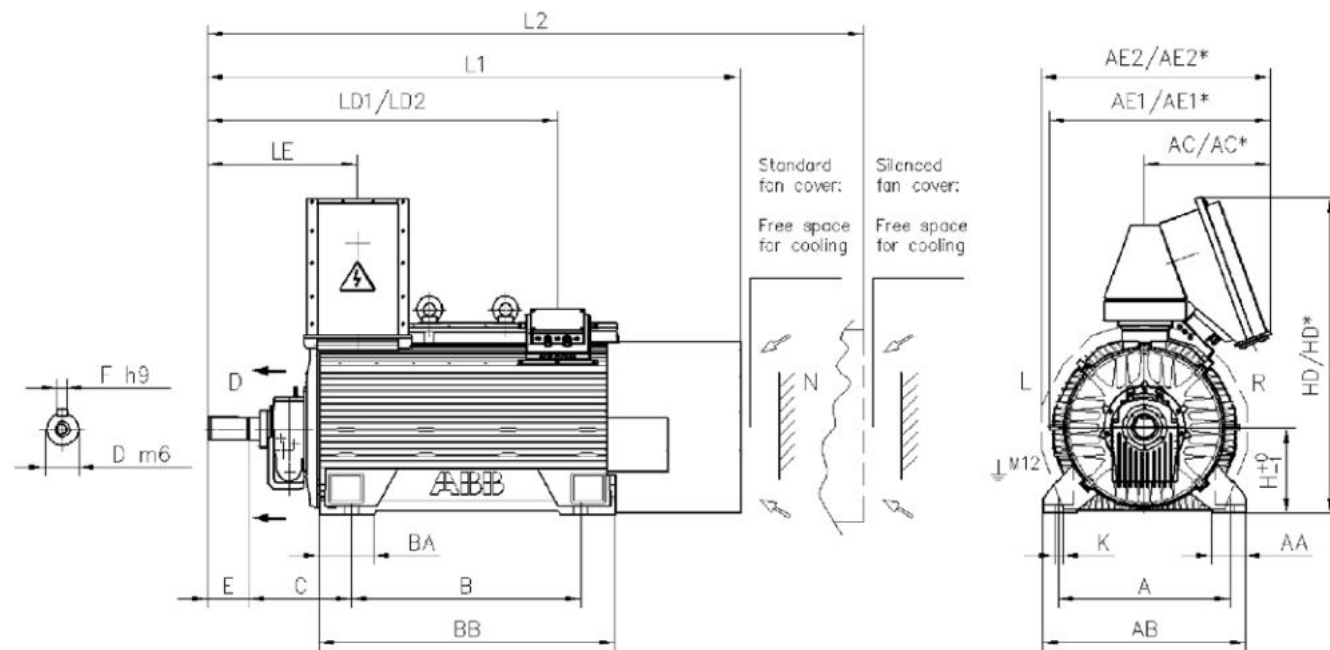
Note! 450 2p antifriction bearing only as 50 Hz

Note! 500 only as ≥ 4p

Table gives the main dimensions in mm.
For detailed drawings please contact ABB.

Engineered motors, AXR Dimension drawings

IEC, Sleeve bearings, 1 < UN ≤ 11 kV, IM 1001, IC411



AXR	Poles	A	B	C	D	E	F	H	K	AA	AB	BA	BB	L1	L2	LD1	LD2	LE
315M	2	NA	NA	NA	NA	NA	NA	NA	NA	NA	NA	NA	NA	NA	NA	NA	NA	NA
315M	≥4	NA	NA	NA	NA	NA	NA	NA	NA	NA	NA	NA	NA	NA	NA	NA	NA	NA
355M	2	710	950	425	70	140	20	355	35	140	840	226	1225	2180	2640	1420	1120	590
355M	≥4	710	950	425	90	170	25	355	35	140	840	226	1225	2210	2670	1450	1150	620
400M	2	800	1250	375	80	170	22	400	35	160	900	229	1430	2405	2930	1680	1225	625
400M	≥4	800	1250	375	110	210	28	400	35	160	900	229	1430	2445	2970	1720	1270	660
450M	2	900	1250	450	90	170	25	450	42	170	1050	285	1610	2520	3090	1800	1500	590
450M	≥4	900	1250	450	110	210	28	450	42	170	1050	285	1610	2560	3130	1840	1540	630
500M	2	1120	1500	425	100	210	28	500	42	200	1250	266	1780	2760	3365	2055	1605	660
500M	≥4	1120	1500	560	140	250	36	500	42	200	1250	266	1780	3130	3735	2230	1780	830

AXR	Poles	AC	AC*	AE1	AE1*	AE2	AE2*	HD	HD*
315M	2	NA	NA	NA	NA	NA	NA	NA	NA
315M	≥4	NA	NA	NA	NA	NA	NA	NA	NA
355M	2	525	NA	920	NA	960	NA	1310	NA
355M	≥4	525	NA	920	NA	960	NA	1310	NA
400M	2	525	685	970	1130	1000	1160	1425	1610
400M	≥4	525	685	970	1130	1000	1160	1425	1610
450M	2	525	685	1030	1190	1065	1220	1555	1745
450M	≥4	525	685	1030	1190	1065	1220	1555	1745
500M	2	525	685	1085	1245	1115	1275	1680	1870
500M	≥4	525	685	1085	1245	1115	1275	1680	1870

*Dimension for 6.6 kV < UN ≤ 11 kV

1) Standard fan cover

2) Silenced fan cover

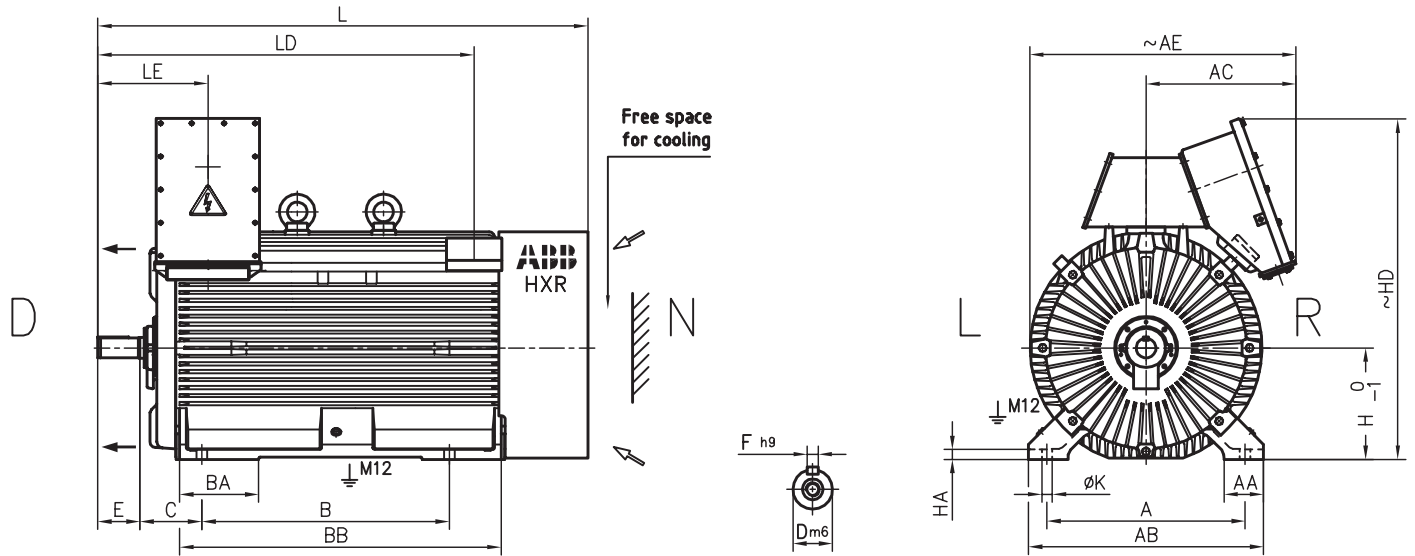
Note! Shaft height 315 not available!

Table gives the main dimensions in mm.
For detailed drawings please contact ABB.

Engineered motors, HXR

Dimension drawings

Antifriction bearings, $1 < UN \leq 6.6$ kV, IM 1001, IC411



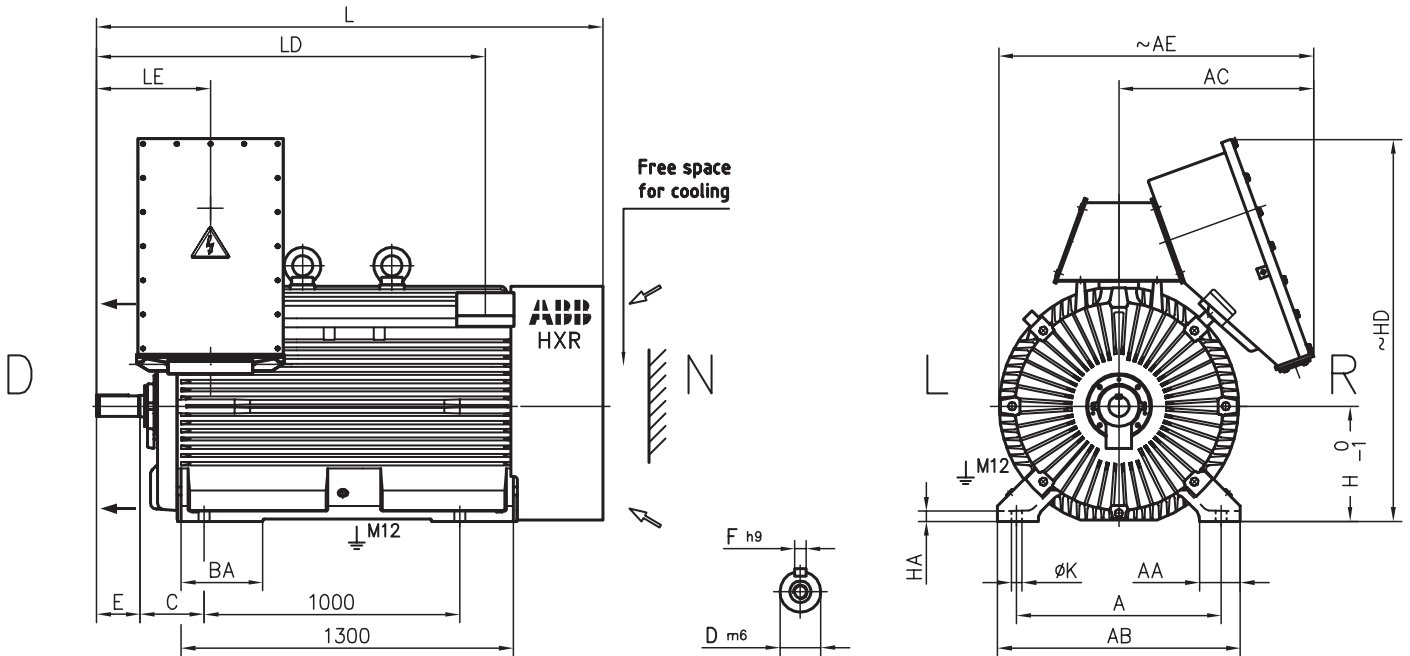
HXR	Poles	A	B	C	D	E	F	H	AE	HD	L	K	LD	LE
355L	2	610	630	254	70	140	20	355	980	1195	1505	35	1080	380
355L	≥ 4	610	630	254	100	210	28	355	980	1195	1670	35	1150	450
400L	2	710	900	224	80	170	22	400	1030	1285	1765	35	1330	430
400L	≥ 4	710	900	224	110	210	28	400	1030	1285	1900	35	1370	470
450L	2	800	1000	250	80	170	22	450	1075	1385	1985	42	1525	445
450L	≥ 4	800	1000	250	110	210	28	450	1075	1385	2120	42	1565	485
500L	2	900	1250	280	90	170	25	500	1175	1505	2320	42	1805	460
500L	≥ 4	900	1250	280	120	210	32	500	1175	1505	2455	42	1845	500
560L	≥ 4	1000	1600	400	160	300	40	560	1285	1655	3025	48	2355	630

HXR	Poles	AA	AB	AC	BA	BB	HA	D-end bearing	N-end bearing
355L	2	120	700	745	210	886	55	6317M/C3	6317M/C3
355L	≥ 4	120	700	745	210	886	55	6322/C3	6319/C3
400L	2	140	840	840	260	1120	35	6317M/C3	6317M/C3
400L	≥ 4	140	840	840	260	1120	35	6324/C3	6319/C3
450L	2	160	950	940	320	1300	40	6317M/C3	6317M/C3
450L	≥ 4	160	950	940	320	1300	40	6324/C3	6322/C3
500L	2	170	1050	1050	375	1570	45	6319M/C3	6319M/C3
500L	≥ 4	170	1050	1050	375	1570	45	6326/C3	6324/C3
560L	≥ 4	230	1170	1190	620	1940	50	6034/C3 + NU1034/C3	NU322/C3

Table gives the main dimensions in mm.
For detailed drawings please contact ABB.

Engineered motors, HXR Dimension drawings

Antifriction bearings, $6.6 < UN \leq 11$ kV, IM1001, IC411



HXR	Poles	A	B	C	D	E	F	H	AE	HD	L	K	LD	LE
450L	2	800	1000	250	80	170	22	450	1235	1495	1985	42	1525	445
450L	≥ 4	800	1000	250	110	210	28	450	1235	1495	2120	42	1565	485
500L	2	900	1250	280	90	170	25	500	1285	1620	2320	42	1805	460
500L	≥ 4	900	1250	280	120	210	32	500	1285	1620	2455	42	1845	500
560L	≥ 4	1000	1600	400	160	300	40	560	1365	1780	3025	48	2355	630

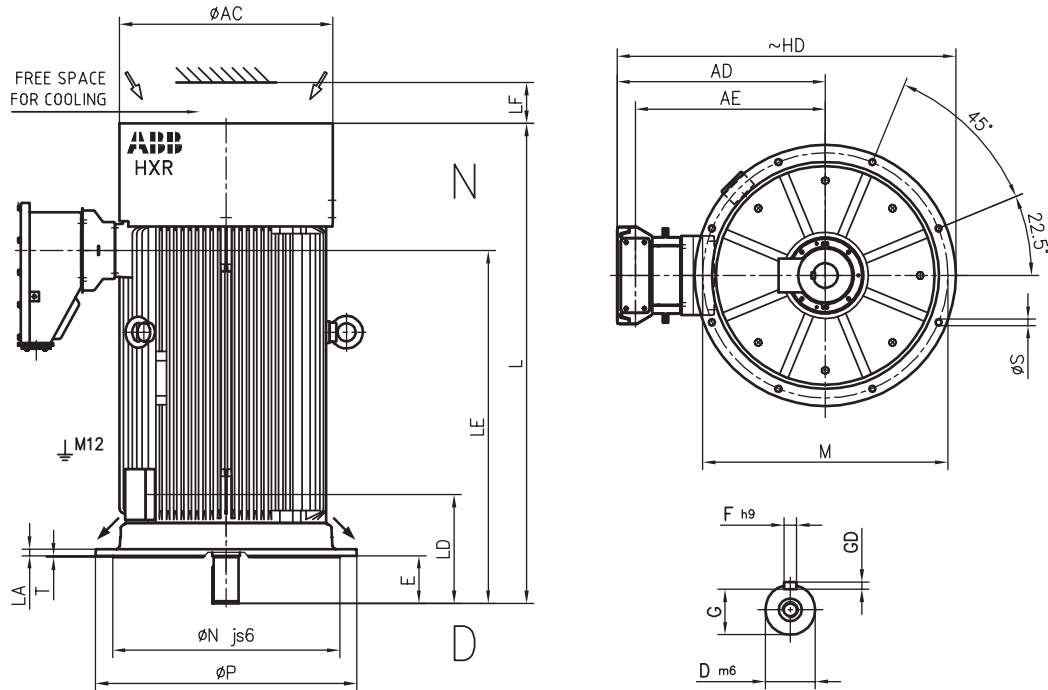
HXR	Poles	AA	AB	AC	BA	BB	HA	D-end bearing	N-end bearing
450L	2	160	950	940	320	1300	40	6317/C3	6317/C3
450L	≥ 4	160	950	940	320	1300	40	6324/C3	6322/C3
500L	2	170	1050	1050	375	1570	45	6319M/C3	6319M/C3
500L	≥ 4	170	1050	1050	375	1570	45	6326/C3	6324/C3
560L	≥ 4	230	1170	1190	620	1940	50	6034/C3 + NU1034/C3	NU322/C3

Table gives the main dimensions in mm.
For detailed drawings please contact ABB.

Engineered motors, HXR

Dimension drawings

Antifriction bearings, 1 < UN ≤ 6.6 kV, IM3011, IC411



HXR	Poles	M	N	P	S	D	E	F	G	GD	HD	L	LA
355L	2	740	680	800	24	70	140	20	62.5	12	1225	1505	25
355L	≥ 4	740	680	800	24	100	210	28	90	16	1225	1670	25
400L	2	940	880	1000	28	80	170	22	71	14	1370	1765	30
400L	≥ 4	940	880	1000	28	110	210	28	100	16	1370	1900	30
450L	≥ 4	1080	1000	1150	28	110	210	28	100	16	1495	2120	30
500L	≥ 4	1080	1000	1150	28	120	210	32	109	18	1570	2455	30
560L	≥ 6	1320	1250	1400	28	160	300	40	147	22	1780	3005	40

HXR	Poles	LD	LE	LF	T	AC	AD	AE	D-end bearing	N-end bearing
355L	2	395	1080	130	6	750	822	745	6317M/C3	7317 BM
355L	4	465	1150	130	6	750	822	745	6322/C3	7319 BM
400L	2	425	1315	150	6	840	867	790	6317M/C3	7317 BM
400L	≥ 4	465	1358	150	6	840	867	790	6324/C3	7319 BM
450L	≥ 4	480	1555	180	6	940	917	840	6324/C3	7322 BM
500L	≥ 4	510	1850	200	6	1040	992	915	6326/C3	7324 BM
560L	≥ 6	630	2350	250	6	1190	1077	1000	6034/C3	7334 BM

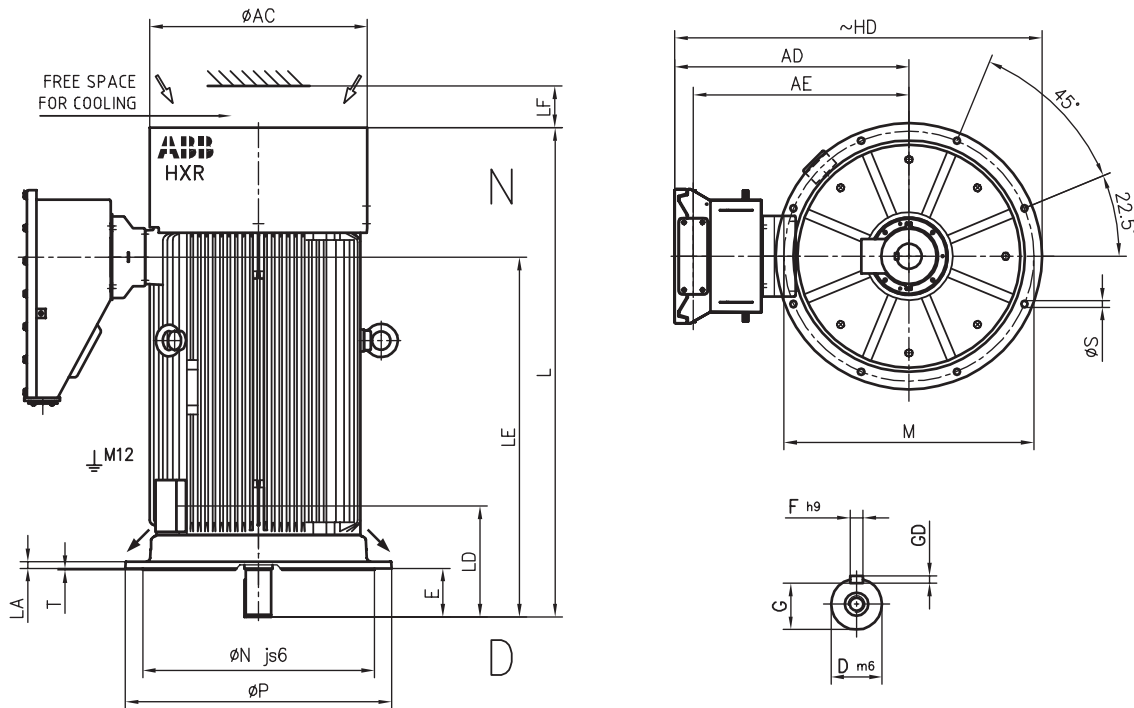
Note! Rain canopy is recommended for outdoor location.

Table gives the main dimensions in mm.
For detailed drawings please contact ABB.

Engineered motors, HXR

Dimension drawings

Antifriction bearings, 6.6 < UN ≤ 11 kV, IM 3011, IC411



HXR	Poles	M	N	P	S	D	E	F	G	GD	HD	L	LA
450L	≥ 4	1080	1000	1150	28	110	210	28	100	16	1590	2120	30
500L	≥ 4	1080	1000	1150	28	120	210	32	109	18	1665	2455	30
560L	≥ 6	1320	1250	1400	28	160	300	40	147	22	1875	3005	40

HXR	Poles	LD	LE	LF	T	AC	AD	AE	D-end bearing	N-end bearing
450L	≥ 4	480	1555	180	6	940	1012	935	6324/C3	7322 BM
500L	≥ 4	510	1850	200	6	1040	1087	1010	6326/C3	7324 BM
560L	≥ 6	630	2350	250	6	1190	1172	1095	6034/C3	7334 BM

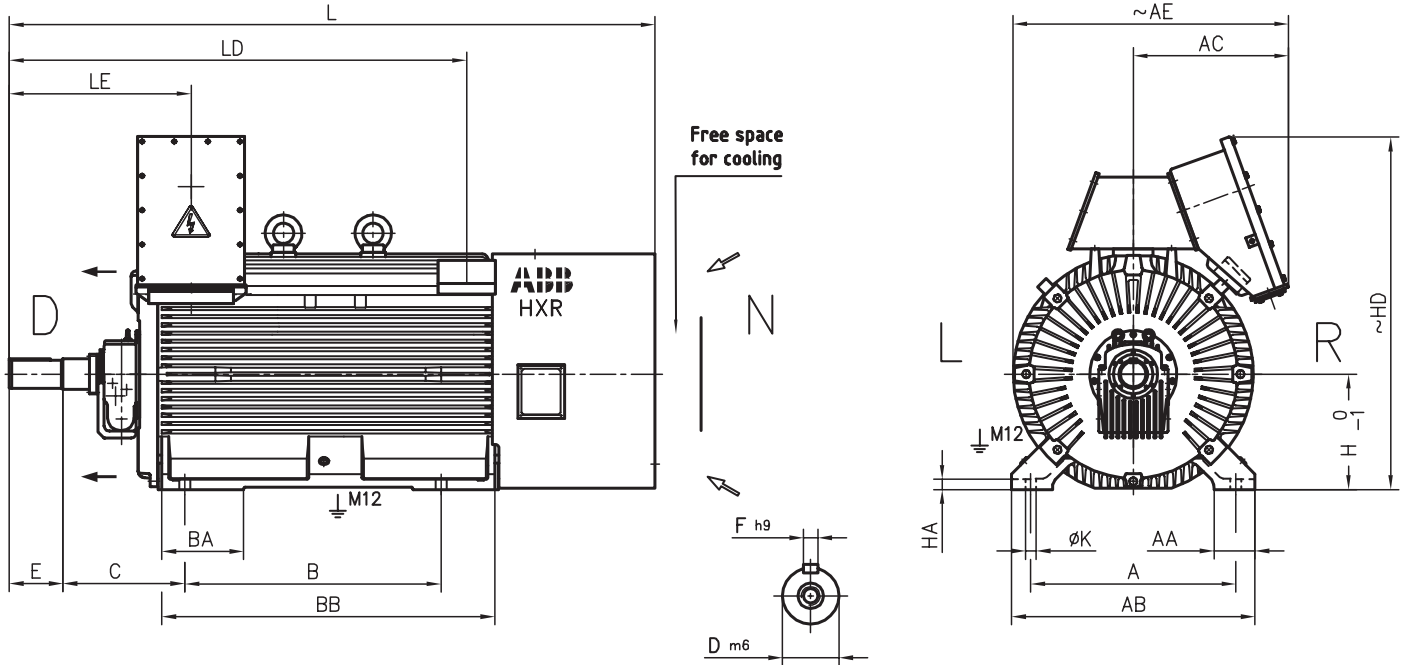
Note! Rain canopy is recommended for outdoor location.

Table gives the main dimensions in mm.
For detailed drawings please contact ABB.

Engineered motors, HXR

Dimension drawings

Sleeve bearings, $1 < UN \leq 6.6$ kV, IM 1001, IC411



HXR	Poles	A	B	C	D	E	F	H	AE	HD	L	K	LD	LE
355L	2	610	630	475	70	140	20	355	980	1195	1905	35	1305	601
355L	≥ 4	610	630	475	100	210	28	355	980	1195	2075	35	1375	671
400L	2	710	900	450	80	170	22	400	1030	1285	2170	35	1555	656
400L	≥ 4	710	900	450	110	210	28	400	1030	1285	2305	35	1595	696
450L	2	800	1000	475	80	170	22	450	1075	1380	2390	42	1750	670
450L	≥ 4	800	1000	475	110	210	28	450	1075	1380	2525	42	1790	710
500L	2	900	1250	500	90	170	25	500	1175	1505	2705	42	2025	680
500L	≥ 4	900	1250	500	120	210	32	500	1175	1505	2840	42	2065	720
560L	2	1000	1600	670	120	210	32	560	1285	1655	3280	48	2535	810
560L	≥ 4	1000	1600	670	160	300	40	560	1285	1655	3465	48	2625	900

HXR	Poles	AA	AB	AC	BA	BB	HA	D-end bearing	N-end bearing
355L	2	120	700	750	210	886	55	EFZLB 9-80 ¹⁾	EFZLQ 9-80 ¹⁾
355L	≥ 4	120	700	750	210	886	55	EFZLB 9-90	EFZLQ 9-90
400L	2	140	840	840	260	1120	35	EFZLB 9-80 ¹⁾	EFZLQ 9-80 ¹⁾
400L	≥ 4	140	840	840	260	1120	35	EFZLB 9-100	EFZLQ 9-100
450L	2	160	950	940	320	1300	40	EFZLB 9-80 ¹⁾	EFZLQ 9-80 ¹⁾
450L	≥ 4	160	950	940	320	1300	40	EFZLB 9-100 ²⁾	EFZLQ 9-100 ²⁾
500L	2	170	1050	1050	375	1570	45	EFZLB 9-90 ¹⁾	EFZLQ 9-90 ¹⁾
500L	≥ 4	170	1050	1050	375	1570	45	EFZLB 11-100 ²⁾	EFZLQ 9-100 ²⁾
560L	2	230	1170	1190	620	1940	50	EFZLB 14-125 ¹⁾	EFZLQ 14-125 ¹⁾
560L	4, 6	230	1170	1190	620	1940	50	EFZLB 14-125 ²⁾	EFZLQ 14-125 ²⁾
560L	≥ 8	230	1170	1190	620	1940	50	EFZLB 14-140	EFZLQ 14-140

¹⁾ With oil circulation as standard.

²⁾ With oil circulation as standard for 4 poles.

Note! Axial float of rotor as standard ±8 mm.

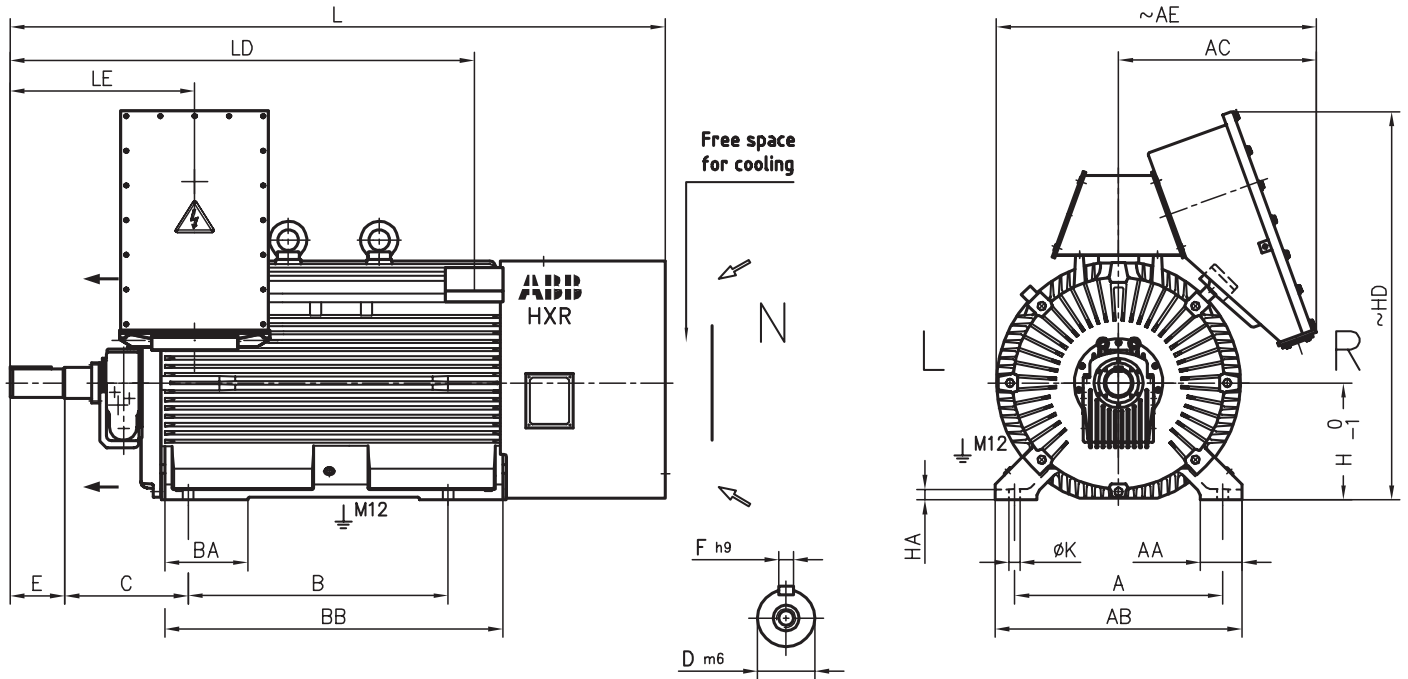
Note! The bearing cannot withstand continuous axial forces.

**Table gives the main dimensions in mm.
For detailed drawings please contact ABB.**

Engineered motors, HXR

Dimension drawings

Sleeve bearings, 6.6 < UN ≤ 11 kV, IM 1001, IC411



HXR	Poles	A	B	C	D	E	F	H	AE	HD	L	K	LD	LE
450L	2	800	1000	475	80	170	22	450	1235	1495	2390	42	1750	670
450L	≥ 4	800	1000	475	110	210	28	450	1235	1495	2525	42	1790	710
500L	2	900	1250	500	90	170	25	500	1285	1620	2705	42	2025	680
500L	≥ 4	900	1250	500	120	210	32	500	1285	1620	2840	42	2065	720
560L	2	1000	1600	670	120	210	32	560	1365	1780	3280	48	2535	810
560L	≥ 4	1000	1600	670	160	300	40	560	1365	1780	3465	48	2625	900

HXR	Poles	AA	AB	AC	BA	BB	HA	D-end bearing	N-end bearing
450L	2	160	950	940	320	1300	40	EFZLB 9-80 ¹⁾	EFZLQ 9-80 ¹⁾
450L	≥ 4	160	950	940	320	1300	40	EFZLB 9-100 ²⁾	EFZLQ 9-100 ²⁾
500L	2	170	1050	1050	375	1570	45	EFZLB 9-90 ¹⁾	EFZLQ 9-90 ¹⁾
500L	≥ 4	170	1050	1050	375	1570	45	EFZLB 11-100 ²⁾	EFZLQ 9-100 ²⁾
560L	2	230	1170	1190	620	1940	50	EFZLB 14-125 ¹⁾	EFZLQ 14-125 ¹⁾
560L	4, 6	230	1170	1190	620	1940	50	EFZLB 14-125 ²⁾	EFZLQ 14-125 ²⁾
560L	≥ 4	230	1170	1190	620	1940	50	EFZLB 14-140	EFZLQ 14-140

¹⁾ With oil circulation as standard.

²⁾ With oil circulation as standard for 4 poles.

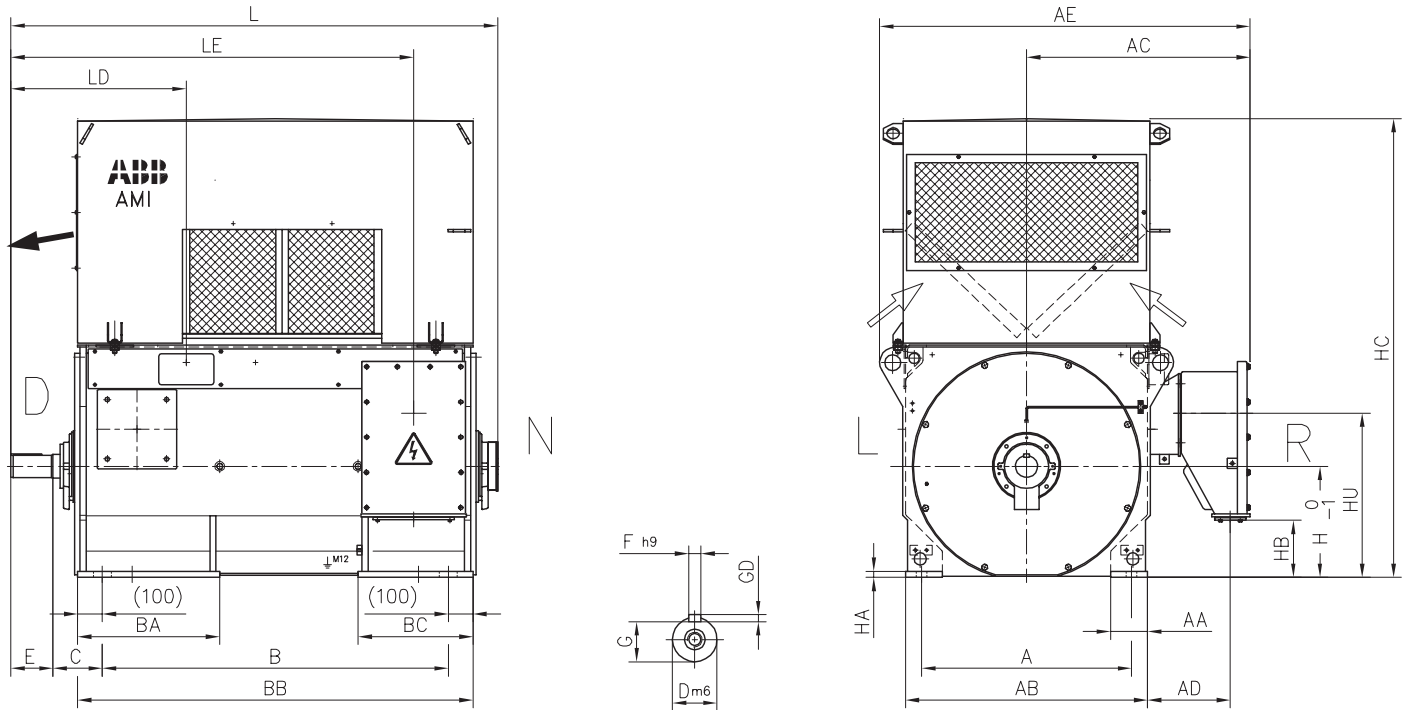
Note! Axial float of rotor as standard ±8 mm.

Note! The bearing cannot withstand continuous axial forces.

Table gives the main dimensions in mm.
For detailed drawings please contact ABB.

Engineered motors, AMI Dimension drawings

Antifriction bearings, $1 < UN \leq 6.6$ kV, IM 1001, IC01 / IP24W



AMI	Poles	A	B	C	D	E	F	G	H	K	L	AA	AB	AC	AD
400L	2	750	1250	200	85	170	22	76	400	35	1825	150	880	855	335
400L	≥ 4	750	1250	200	110	210	28	100	400	35	1865	150	880	855	335
450L	2	850	1400	200	90	170	25	81	450	42	1975	150	980	905	335
450L	≥ 4	850	1400	200	125	210	32	114	450	42	2025	150	980	905	335
500L	≥ 4	950	1600	200	140	250	36	128	500	42	2265	150	1080	955	335
560L	≥ 6	1180	2000	250	180	300	45	165	560	42	2810	200	1320	1285	545
630L	≥ 6	1400	2240	250	200	350	45	185	630	42	3100	200	1500	1375	545

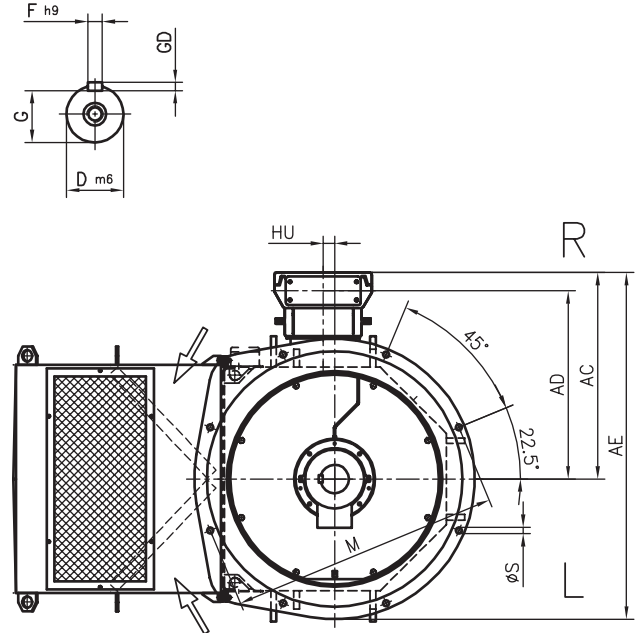
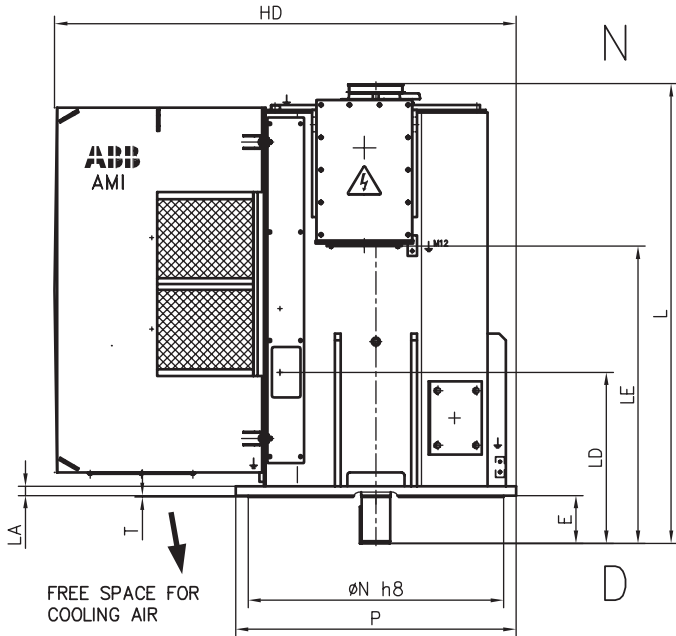
AMI	Poles	AE	BA	BB	BC	GD	HA	HB	HC	LD	LE	HU	D-end bearing	N-end bearing
400L	2	1400	545	1450	445	14	20	130	1710	615	1480	565	6319M/C3	6319M/C3
400L	≥ 4	1400	545	1450	445	16	20	130	1710	655	1520	565	6324/C3	6319/C3
450L	2	1500	575	1600	465	14	25	230	1860	710	1630	665	6319M/C3	6319M/C3
450L	≥ 4	1500	575	1600	465	18	25	230	1860	750	1670	665	6326/C3	6322/C3
500L	≥ 4	1605	645	1800	495	20	35	330	2060	860	1910	765	6330/C3	6324/C3
560L	≥ 6	2125	400	2230	400	25	65.5	75	2465	765	2435	798	6038/C3+NU1038/C3	NU1038/C3
630L	≥ 6	2305	400	2470	400	25	65.5	225	2715	815	2725	948	6044/C3+NU1044/C3	NU1044/C3

Table gives the main dimensions in mm.
For detailed drawings please contact ABB.

Engineered motors, AMI

Dimension drawings

Antifriction bearings, $1 < UN \leq 6.6$ kV, IM 4011, IC01 / IP24W



AMI	Poles	M	N	P	S	D	E	F	G	HD	L	LA	LD	LE
400L	≥ 4	1080	1000js6	1130	28	110	210	28	100	1875	1860	30	655	1150
450L	≥ 4	1180	1120h8	1230	28	125	210	32	114	2025	2020	40	750	1300
500L	≥ 4	1320	1250h8	1370	28	140	250	36	128	2245	2260	47	860	1540
560L	4	1500	1400 h8	1600	28	160	300	40	147	2705	2870	65	1205	1790
560L	≥ 6	1500	1400 h8	1600	28	180	300	45	165	2705	2870	65	1205	1790
630L	4	1700	1600 h8	1800	28	180	300	45	165	2985	3120	65	1205	2030
630L	≥ 6	1700	1600 h8	1800	28	200	350	45	185	2985	3170	65	1255	2080

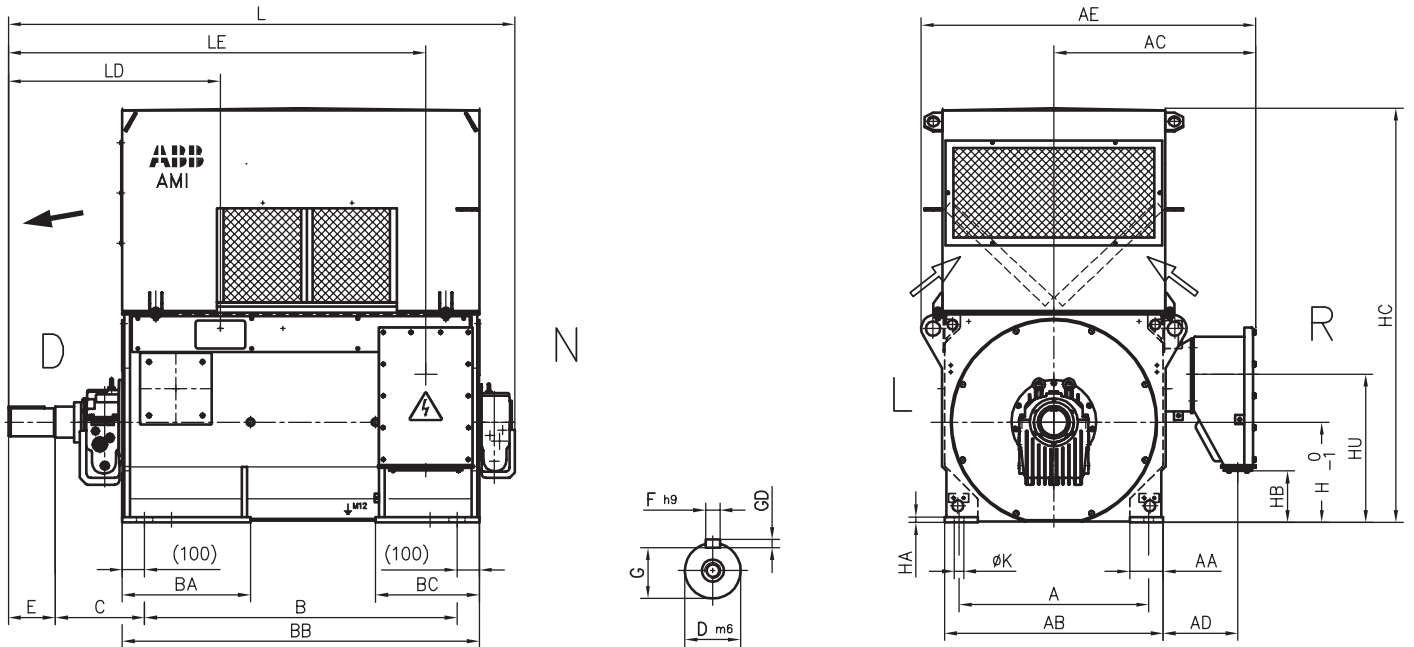
AMI	Poles	T	AC	AD	AE	GD	HU	D-end bearing	N-end bearing
400L	≥ 4	6	855	775	1425	16	50	6324/C3	7319B
450L	≥ 4	7	905	825	1525	18	50	6326/C3	7322B
500L	≥ 4	8	955	875	1645	20	50	6330/C3	7324B
560L	4	10	1355	1210	2155	22	40	6038/C3	7330 B
560L	≥ 6	10	1355	1210	2155	25	40	6038/C3	7330 B
630L	4	10	1455	1310	2355	25	40	6044/C3	7334 B
630L	≥ 6	10	1455	1310	2355	25	40	6044/C3	7334 B

Table gives the main dimensions in mm.
For detailed drawings please contact ABB.

Engineered motors, AMI

Dimension drawings

Sleeve bearings, $1 < UN \leq 6.6$ kV, IM 1001, IC01 / IP24W



AMI	Poles	A	B	C	D	E	F	G	H	K	L	AA	AB	AC	AD	AE	BA
400L	2	750	1250	375	85	170	22	76	400	35	2065	150	880	855	335	1400	545
400L	≥ 4	750	1250	375	110	210	28	100	400	35	2100	150	880	855	335	1400	545
450L	2	850	1400	375	90	170	25	81	450	42	2215	150	980	905	335	1500	575
450L	≥ 4	850	1400	400	125	210	32	114	450	42	2275	150	980	905	335	1500	575
500L	2	950	1600	375	110	210	28	100	500	42	2485	150	1080	955	335	1605	645
500L	≥ 4	950	1600	450	140	250	36	128	500	42	2595	150	1080	955	335	1605	645
560L	2	1180	2000	400	140	250	36	128	560	42	2910	200	1320	1285	545	2675	400
560L	4	1180	2000	500	160	300	40	147	560	42	3190	200	1320	1285	545	2125	400
630L	2	1400	2240	400	160	300	40	147	630	42	3200	200	1500	1375	545	2870	400
630L	4	1400	2240	500	180	300	45	165	630	42	3430	200	1500	1375	545	2305	400

AMI	Poles	BB	BC	GD	HA	HB	HC	LD	LE	HU	D-end bearing	N-end bearing
400L	2	1450	445	14	20	130	1710	790	1655	565	EFZLB9-80	EFZLQ9-80
400L	≥ 4	1450	445	16	20	130	1710	830	1695	565	EFZLB9-100	EFZLQ 9-100
450L	2	1600	465	14	25	230	1860	885	1805	665	EFZLB9-80	EFZLQ 9-80
450L	≥ 4	1600	465	18	25	230	1860	950	1870	665	EFZLB11-125	EFZLQ9-100
500L	2	1800	495	16	35	330	2060	995	2045	765	EFNLB11-90	EFNLB11-90
500L	4	1800	495	20	35	330	2060	1110	2160	765	EFZLB14-125	EFZLQ11-125
500L	≥ 6	1800	495	20	35	330	2060	1110	2160	765	EFZLB14-140	EFZLQ11-125
560L	2	2230	400	20	65.5	75	2465	865	2535	798	EMZLB14-140	EMZLB14-140
560L	4	2230	400	22	65.5	75	2465	1015	2685	798	EFNLB18-160	EFNLQ18-160
630L	2	2470	400	22	65.5	225	2695	915	2825	948	EMZLB14-160	EMZLB14-160
630L	4	2470	400	25	65.5	225	2715	1015	2925	948	EFNLB18-160	EFNLQ18-160

Note! Axial float of rotor as standard ± 8 mm.

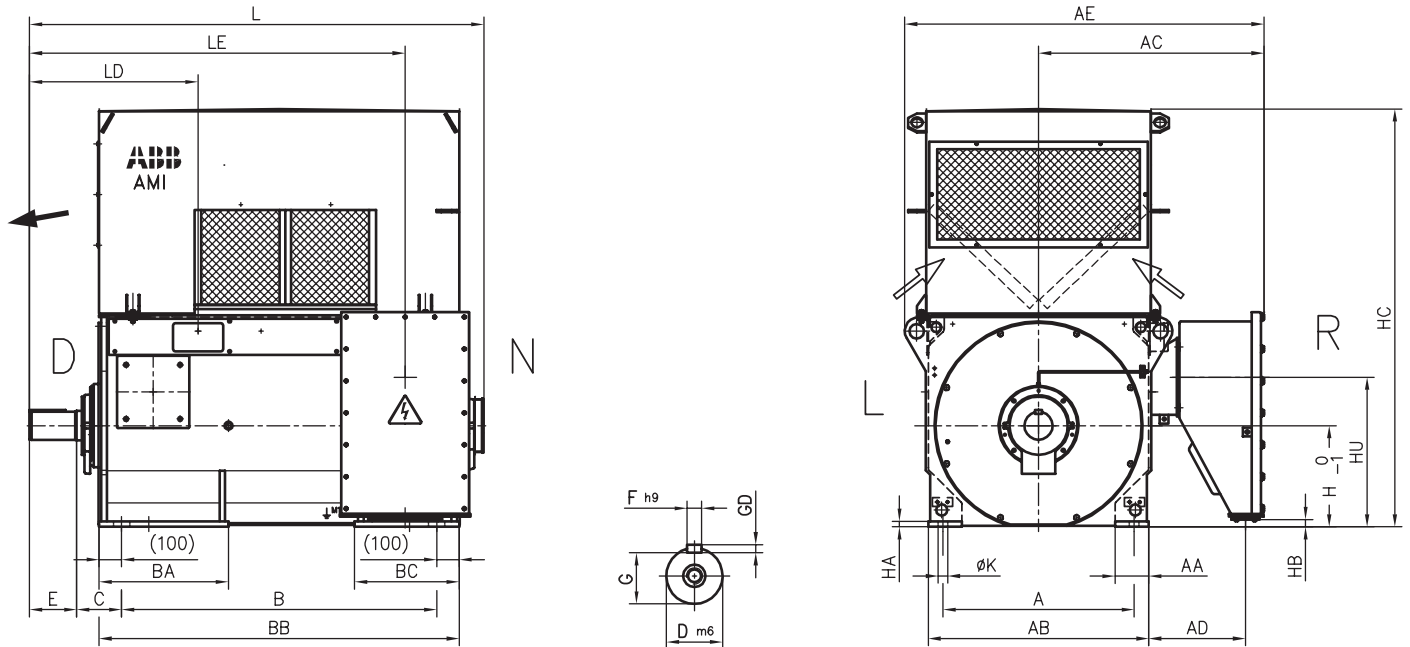
Note! The bearing cannot withstand continuous axial forces.

Table gives the main dimensions in mm.
For detailed drawings please contact ABB.

Engineered motors, AMI

Dimension drawings

Antifriction bearings, 6.6 < UN ≤ 11 kV, IM 1001, IC01 / IP24W



AMI	Poles	A	B	C	D	E	F	G	H	K	L	AA	AB	AC	AD
450L	2	850	1400	200	90	170	25	81	450	42	1975	150	980	1005	430
450L	≥ 4	850	1400	200	125	210	32	114	450	42	2025	150	980	1005	430
500L	≥ 4	950	1600	200	140	250	36	128	500	42	2265	150	1080	1055	430
560L	≥ 6	1180	2000	250	180	300	45	165	560	42	2750	200	1320	1285	540
630L	≥ 6	1400	2240	250	200	350	45	185	630	42	3035	200	1500	1375	540

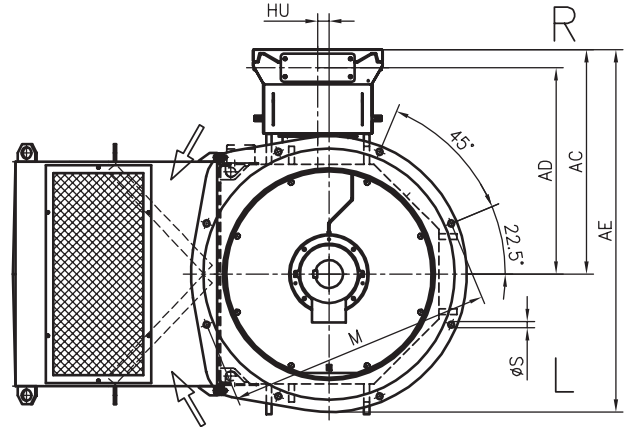
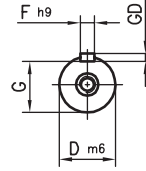
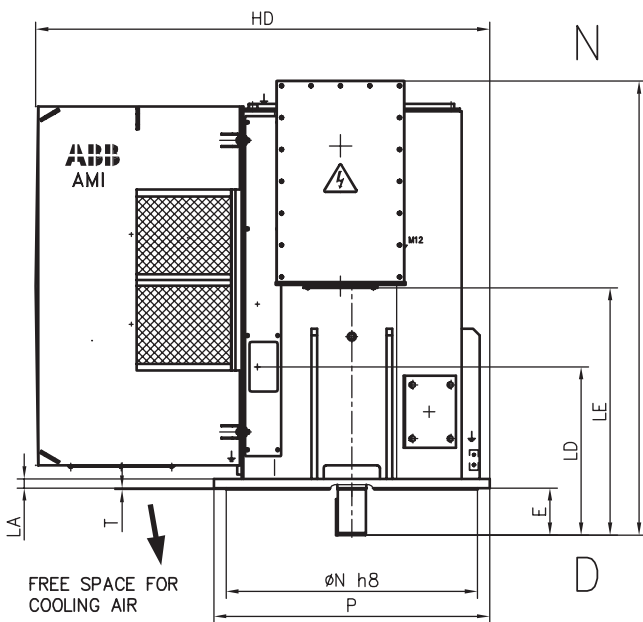
AMI	Poles	AE	BA	BB	BC	GD	HA	HB	HC	LD	LE	HU	D-end bearing	N-end bearing
450L	2	1600	575	1600	465	14	25	35	1860	710	1630	665	6319M/C3	6319M/C3
450L	≥ 4	1600	575	1600	465	18	25	35	1860	750	1670	665	6326/C3	6322/C3
500L	≥ 4	1700	645	1800	495	20	35	135	2060	860	1910	765	6330/C3	6324/C3
560L	≥ 6	2125	400	2230	400	25	65.5	165	2465	765	2435	798	6038/C3+NU1038/C3	NU1038/C3
630L	≥ 6	2305	400	2470	400	25	65.5	315	2715	815	2725	948	6044/C3+NU1044/C3	NU1044/C3

Table gives the main dimensions in mm.
For detailed drawings please contact ABB.

Engineered motors, AMI

Dimension drawings

Antifriction bearings, 6.6 < UN ≤ 11 kV, IM 4011, IC01 / IP24W



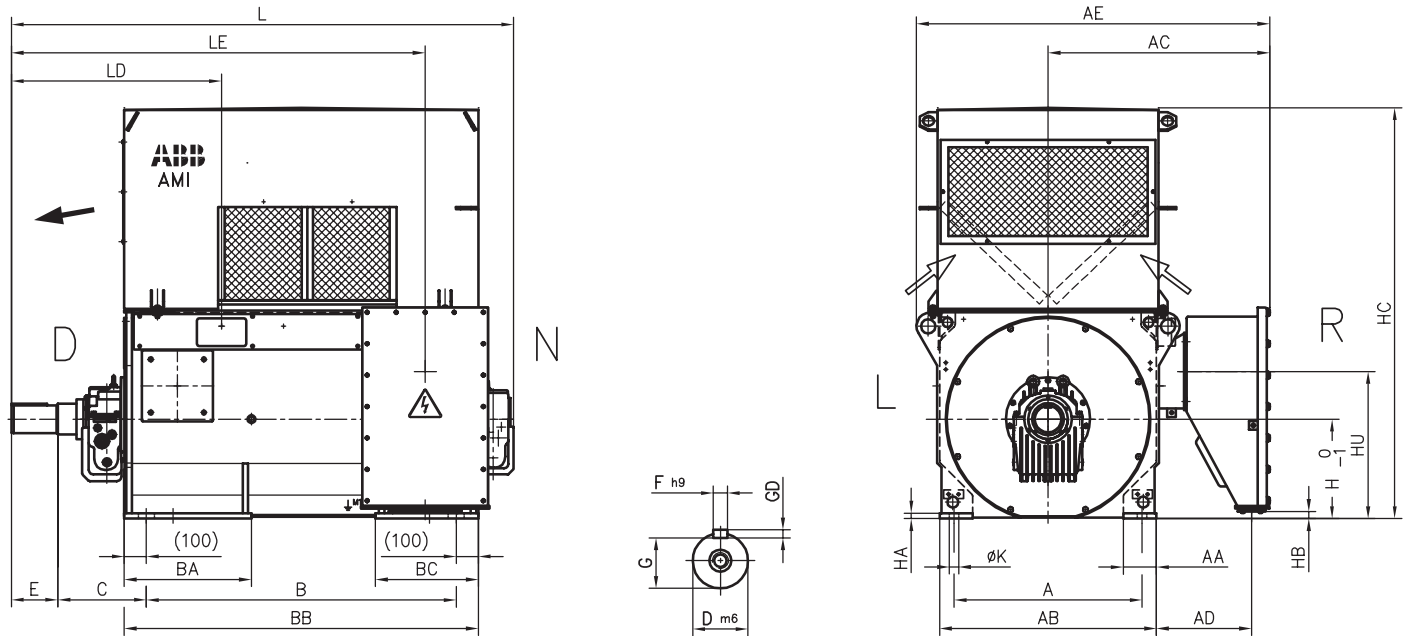
AMI	Poles	M	N	P	S	D	E	F	G	HD	L	LA	LD	LE
450L	≥ 4	1180	1120h8	1230	28	125	210	32	114	2025	2030	40	750	1100
500L	≥ 4	1320	1250h8	1370	28	140	250	36	128	2245	2270	47	860	1340
560L	4	1500	1400 h8	1600	28	160	300	40	147	2705	2870	65	1205	1880
560L	≥ 6	1500	1400 h8	1600	28	180	300	45	165	2705	2870	65	1205	1880
630L	4	1700	1600 h8	1800	28	180	300	45	165	2985	3125	65	1205	2120
630L	≥ 6	1700	1600 h8	1800	28	200	350	45	185	2985	3175	65	1255	2170

AMI	Poles	T	AC	AD	AE	GD	HU	D-end bearing	N-end bearing
450L	≥ 4	7	1000	920	1620	18	50	6326/C3	7322B
500L	≥ 4	8	1050	970	1740	20	50	6330/C3	7324B
560L	4	10	1340	1215	2140	22	35	6038/C3	7330 B
560L	≥ 6	10	1340	1215	2140	25	40	6038/C3	7330 B
630L	4	10	1445	1315	2345	25	35	6044/C3	7334 B
630L	≥ 6	10	1445	1315	2345	25	35	6044/C3	7334 B

Table gives the main dimensions in mm.
For detailed drawings please contact ABB.

Engineered motors, AMI Dimension drawings

Sleeve bearings, 6.6 < UN ≤ 11 kV, IM 1001, IC01 / IP24W



AMI	Poles	A	B	C	D	E	F	G	H	K	L	AA	AB	AC	AD	AE	BA
450L	2	850	1400	375	90	170	25	81	450	42	2215	150	980	1005	430	1600	575
450L	≥ 4	850	1400	400	125	210	32	114	450	42	2275	150	980	1005	430	1600	575
500L	2	950	1600	375	110	210	28	100	500	42	2485	150	1080	1055	430	1700	645
500L	≥ 4	950	1600	450	140	250	36	128	500	42	2595	150	1080	1055	430	1700	645
560L	2	1180	2000	400	140	250	36	128	560	42	2910	200	1320	1285	540	2680	400
560L	4	1180	2000	500	160	300	40	147	560	42	3190	200	1320	1285	540	2125	400
630L	2	1400	2240	400	160	300	40	147	630	42	3165	200	1500	1375	540	2875	400
630L	4	1400	2240	500	180	300	45	165	630	42	3430	200	1500	1375	540	2305	400

AMI	Poles	BB	BC	GD	HA	HB	HC	LD	LE	HU	D-end bearing	N-end bearing
450L	2	1600	465	14	25	35	1860	885	1805	665	EFZLB9-80	EFZLQ 9-80
450L	≥ 4	1600	465	18	25	35	1860	950	1870	665	EFZLB11-125	EFZLQ9-100
500L	2	1800	495	16	35	135	2060	995	2045	765	EFNLB11-90	EFNLB11-90
500L	4	1800	495	20	35	135	2060	1110	2160	765	EFZLB14-125	EFZLQ11-125
500L	≥ 6	1800	495	20	35	135	2060	1110	2160	765	EFZLB14-140	EFZLQ11-125
560L	2	2230	400	20	65.5	165	2465	865	2535	798	EMZLB14-140	EMZLB14-140
560L	4	2230	400	22	65.5	165	2465	1015	2685	798	EFNLB18-160	EFNLQ18-160
630L	2	2470	400	22	65.5	315	2695	915	2825	948	EMZLB14-160	EMZLB14-160
630L	4	2470	400	25	65.5	315	2715	1015	2925	948	EFNLB18-160	EFNLQ18-160

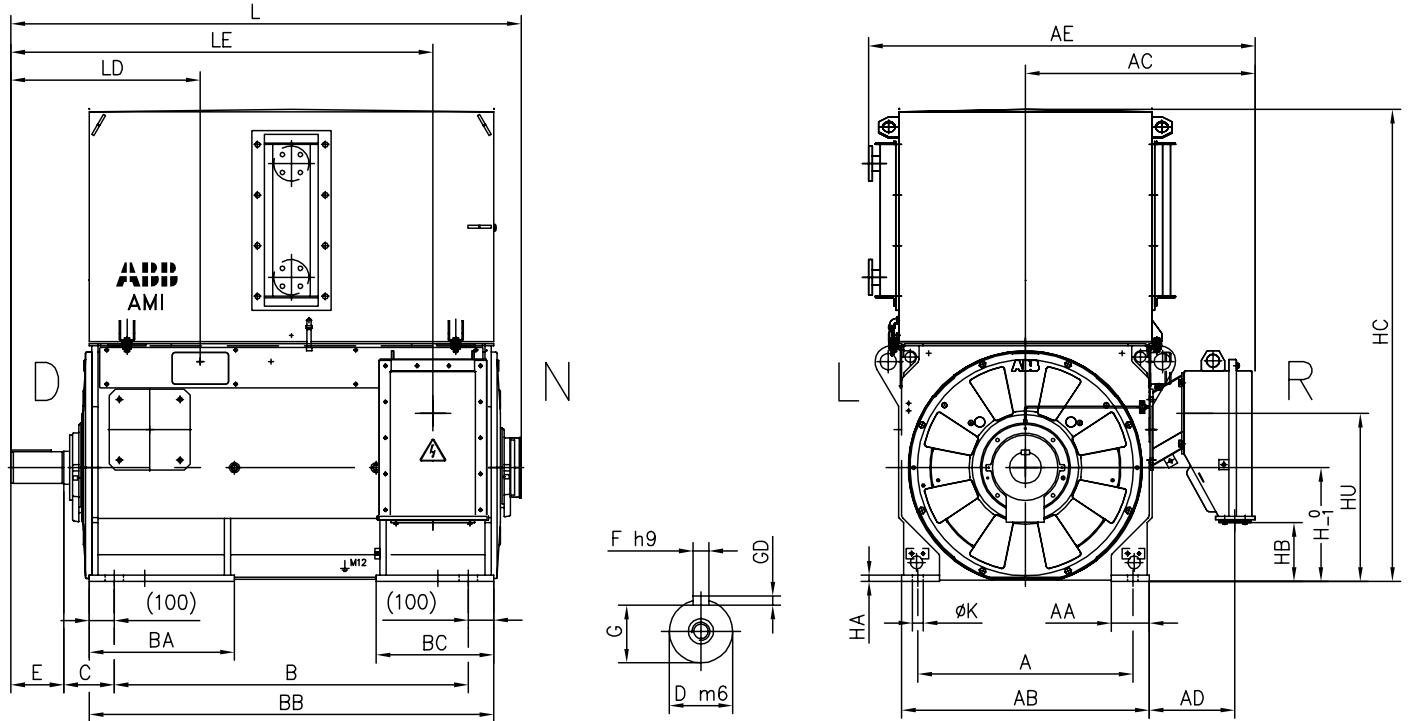
Note! Axial float of rotor as standard ±8 mm.

Note! The bearing cannot withstand continuous axial forces.

Table gives the main dimensions in mm.
For detailed drawings please contact ABB.

Engineered motors, AMI Dimension drawings

Antifriction bearings, 1 < UN ≤ 6.6 kV, IM 1001, IC81W / IP55



AMI	Poles	A	B	C	D	E	F	G	H	K	L	AA	AB	AC	AD
400L	2	750	1250	200	85	170	22	76	400	35	1825	150	880	855	335
400L	≥ 4	750	1250	200	110	210	28	100	400	35	1865	150	880	855	335
450L	2	850	1400	200	90	170	25	81	450	42	1975	150	980	905	335
450L	≥ 4	850	1400	200	125	210	32	114	450	42	2025	150	980	905	335
500L	≥ 4	950	1600	200	140	250	36	128	500	42	2265	150	1080	955	335
560L	≥ 6	1180	2000	250	180	300	45	165	560	42	2810	200	1320	1285	545
630L	≥ 6	1400	2240	250	200	350	45	185	630	42	3100	200	1500	1375	545

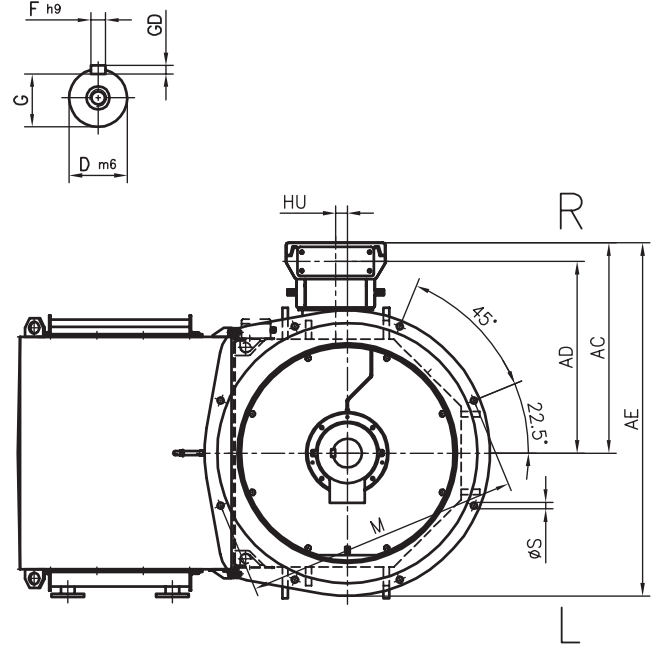
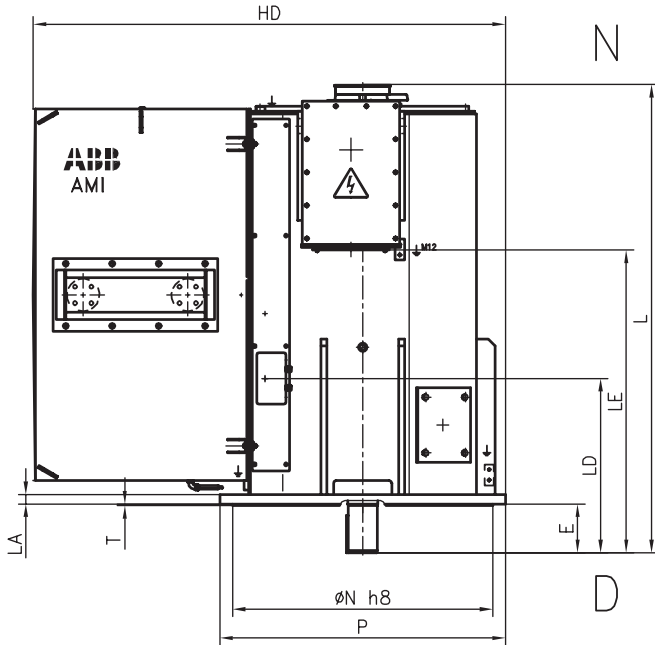
AMI	Poles	AE	BA	BB	BC	GD	HA	HB	HC	LD	LE	HU	D-end bearing	N-end bearing
400L	2	1400	545	1450	445	14	20	130	1670	615	1480	565	6319M/C3	6319M/C3
400L	≥ 4	1400	545	1450	445	16	20	130	1670	655	1520	565	6324/C3	6319/C3
450L	2	1500	575	1600	465	14	25	230	1870	710	1630	665	6319M/C3	6319M/C3
450L	≥ 4	1500	575	1600	465	18	25	230	1870	750	1670	665	6326/C3	6322/C3
500L	≥ 4	1605	645	1800	495	20	35	330	2070	860	1910	765	6330/C3	6324/C3
560L	≥ 6	2125	400	2230	400	25	65.5	75	2095	765	2435	798	6038/C3+NU1038/C3	NU1038/C3
630L	≥ 6	2305	400	2470	400	25	65.5	225	2335	815	2725	948	6044/C3+NU1044/C3	NU1044/C3

Table gives the main dimensions in mm.
For detailed drawings please contact ABB.

Engineered motors, AMI

Dimension drawings

Antifriction bearings, $1 < UN \leq 6.6$ kV, IM 4011, IC81W / IP55



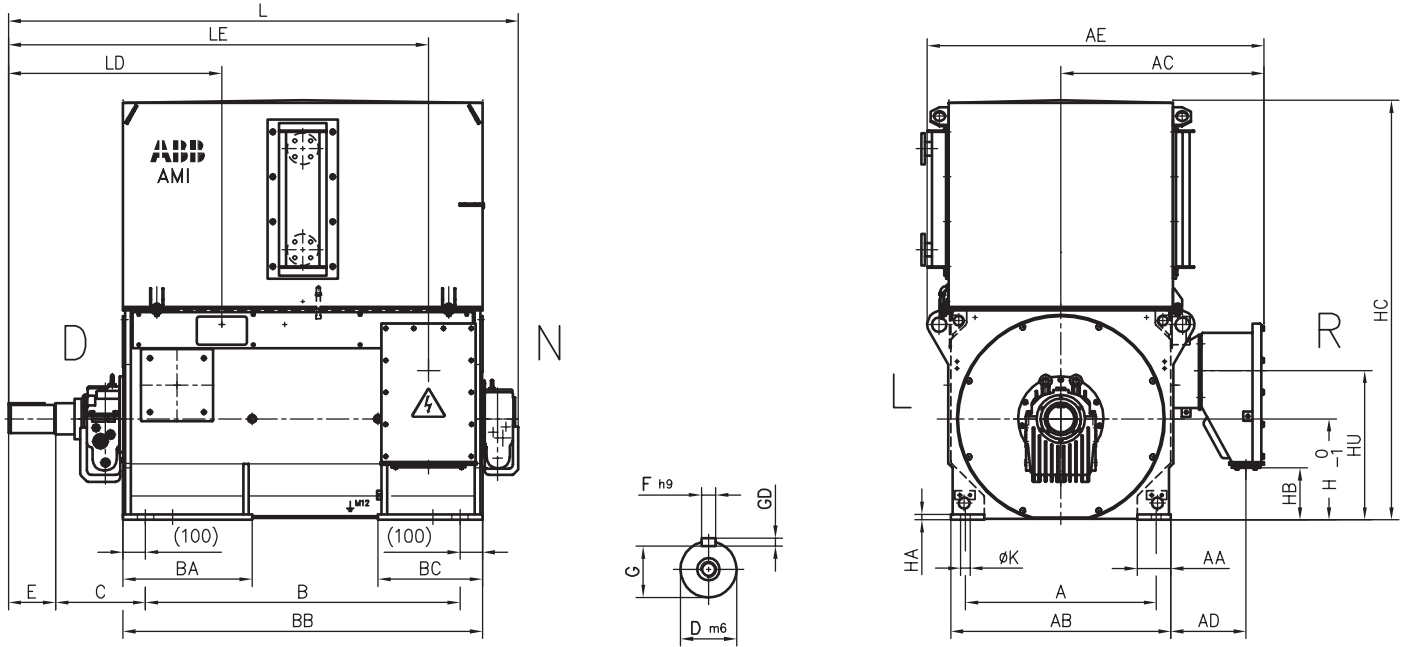
AMI	Poles	M	N	P	S	D	E	F	G	HD	L	LA	LD	LE
400L	≥ 4	1080	1000js6	1130	28	110	210	28	100	1835	1860	30	655	1150
450L	≥ 4	1180	1120h8	1230	28	125	210	32	114	2035	2020	40	750	1300
500L	≥ 4	1320	1250h8	1370	28	140	250	36	128	2255	2260	47	860	1540
560L	4	1500	1400 h8	1600	28	160	300	40	147	2335	2870	65	1205	1790
560L	≥ 6	1500	1400 h8	1600	28	180	300	45	165	2335	2870	65	1205	1790
630L	4	1700	1600 h8	1800	28	180	300	45	165	2605	3120	65	1205	2030
630L	≥ 6	1700	1600 h8	1800	28	200	350	45	185	2605	3170	65	1255	2080

AMI	Poles	T	AC	AD	AE	GD	HU	D-end bearing	N-end bearing
400L	≥ 4	6	855	775	1425	16	50	6324/C3	7319B
450L	≥ 4	7	905	825	1525	18	50	6326/C3	7322B
500L	≥ 4	8	955	875	1645	20	50	6330/C3	7324B
560L	4	10	1360	1215	2160	22	40	6038/C3	7330 B
560L	≥ 6	10	1360	1215	2160	25	40	6038/C3	7330 B
630L	4	10	1455	1310	2355	25	40	6044/C3	7334 B
630L	≥ 6	10	1455	1310	2355	25	40	6044/C3	7334 B

Table gives the main dimensions in mm.
For detailed drawings please contact ABB.

Engineered motors, AMI Dimension drawings

Sleeve bearings, 1 < UN ≤ 6.6 kV, IM 1001, IC81W / IP55



AMI	Poles	A	B	C	D	E	F	G	H	K	L	AA	AB	AC	AD	AE	BA
400L	2	750	1250	375	85	170	22	76	400	35	2065	150	880	855	335	1400	545
400L	≥ 4	750	1250	375	110	210	28	100	400	35	2100	150	880	855	335	1400	545
450L	2	850	1400	375	90	170	25	81	450	42	2215	150	980	905	335	1500	575
450L	≥ 4	850	1400	400	125	210	32	114	450	42	2275	150	980	905	335	1500	575
500L	2	950	1600	375	110	210	28	100	500	42	2485	150	1080	955	335	1605	645
500L	≥ 4	950	1600	450	140	250	36	128	500	42	2595	150	1080	955	335	1605	645
560L	2	1180	2000	400	140	250	36	128	560	42	2910	200	1320	1285	545	2125	400
560L	4	1180	2000	500	160	300	40	147	560	42	3190	200	1320	1285	545	2125	400
630L	2	1400	2240	400	160	300	40	147	630	42	3200	200	1500	1375	545	2305	400
630L	4	1400	2240	500	180	300	45	165	630	42	3430	200	1500	1375	545	2305	400

AMI	Poles	BB	BC	GD	HA	HB	HC	LD	LE	HU	D-end bearing	N-end bearing
400L	2	1450	445	14	20	130	1670	790	1655	565	EFZLB9-80	EFZLQ9-80
400L	≥ 4	1450	445	16	20	130	1670	830	1695	565	EFZLB9-100	EFZLQ 9-100
450L	2	1600	465	14	25	230	1870	885	1805	665	EFZLB9-80	EFZLQ 9-80
450L	≥ 4	1600	465	18	25	230	1870	950	1870	665	EFZLB11-125	EFZLQ9-100
500L	2	1800	495	16	35	330	2070	995	2045	765	EFNLB11-90	EFNLB11-90
500L	4	1800	495	20	35	330	2070	1110	2160	765	EFZLB14-125	EFZLQ11-125
500L	≥ 6	1800	495	20	35	330	2070	1110	2160	765	EFZLB14-140	EFZLQ11-125
560L	2	2230	400	20	65.5	75	2345	865	2535	798	EMZLB14-140	EMZLB14-140
560L	4	2230	400	22	65.5	75	2095	1015	2685	798	EFNLB18-160	EFNLQ18-160
630L	2	2470	400	22	65.5	225	2495	915	2825	948	EMZLB14-160	EMZLB14-160
630L	4	2470	400	25	65.5	225	2335	1015	2925	948	EFNLB18-160	EFNLQ18-160

Note! Axial float of rotor as standard ±8 mm.

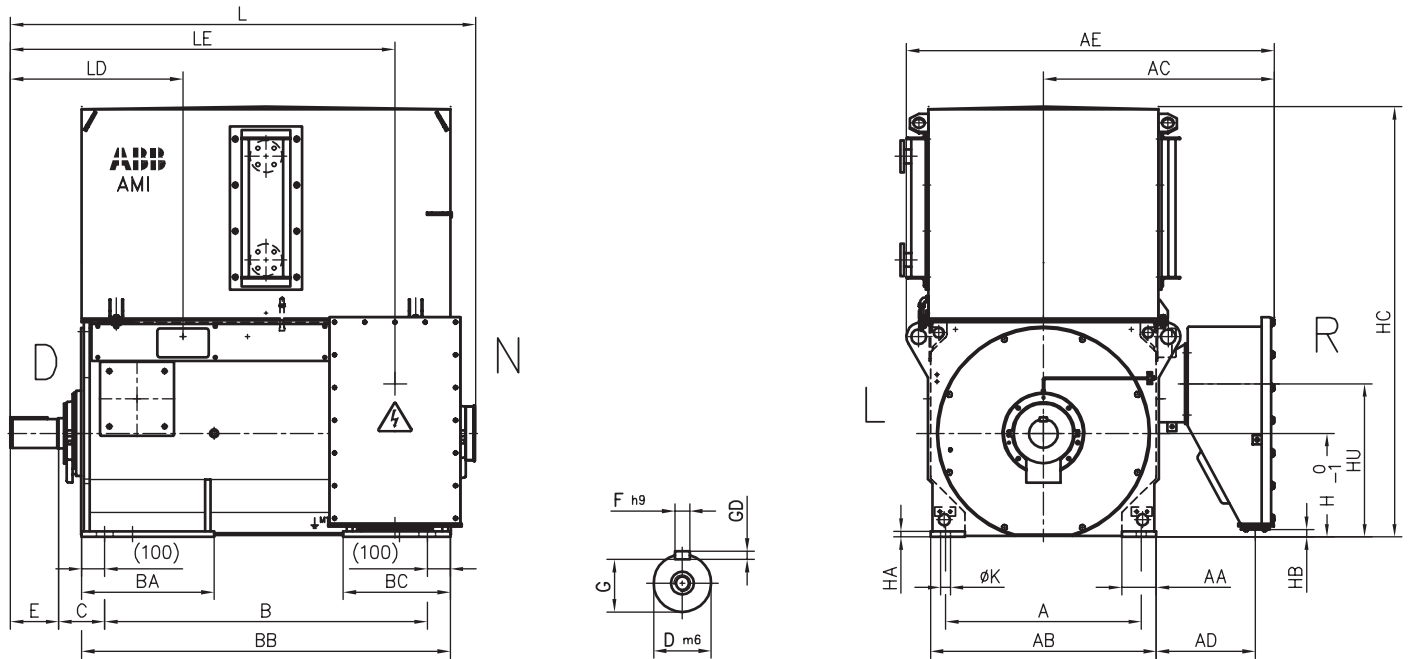
Note! The bearing cannot withstand continuous axial forces.

**Table gives the main dimensions in mm.
For detailed drawings please contact ABB.**

Engineered motors, AMI

Dimension drawings

Antifriction bearings, 6.6 < UN ≤ 11 kV, IM 1001, IC81W / IP55



AMI	Poles	A	B	C	D	E	F	G	H	K	L	AA	AB	AC	AD
450L	2	850	1400	200	90	170	25	81	450	42	1975	150	980	1005	430
450L	≥ 4	850	1400	200	125	210	32	114	450	42	2025	150	980	1005	430
500L	≥ 4	950	1600	200	140	250	36	128	500	42	2265	150	1080	1055	430
560L	≥ 6	1180	2000	250	180	300	45	165	560	42	2750	200	1320	1285	540
630L	≥ 6	1400	2240	250	200	350	45	185	630	42	3035	200	1500	1375	540

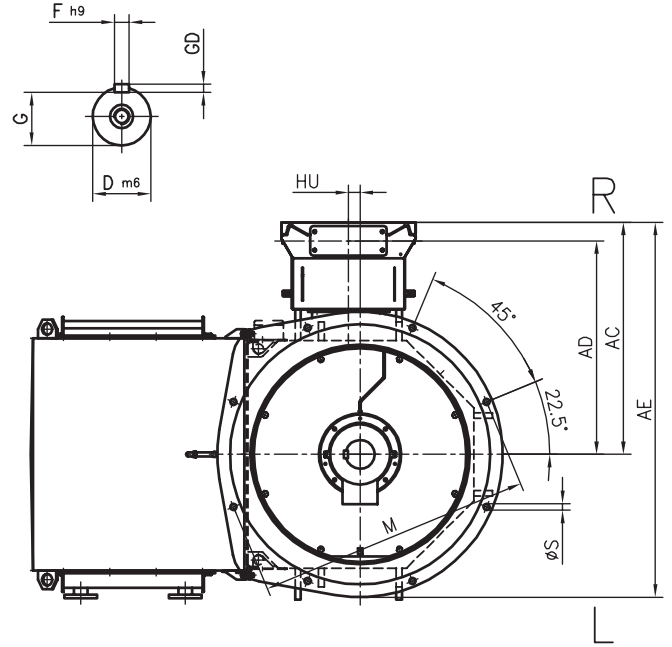
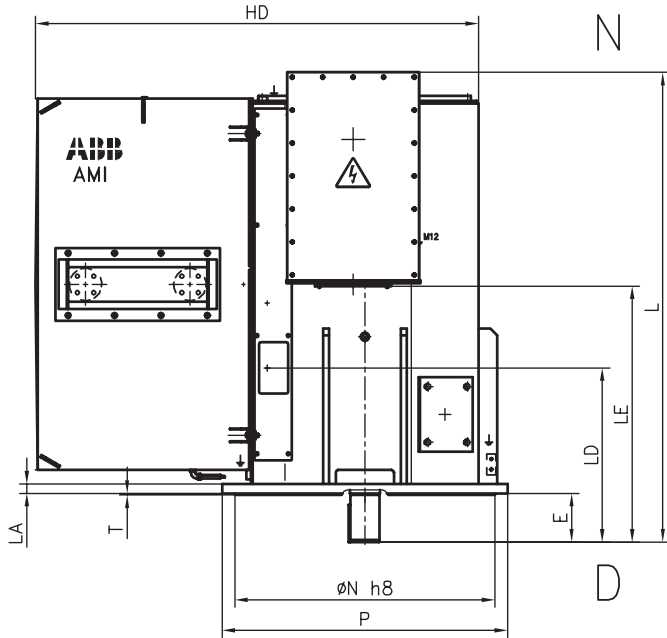
AMI	Poles	AE	BA	BB	BC	GD	HA	HB	HC	LD	LE	HU	D-end bearing	N-end bearing
450L	2	1600	575	1600	465	14	25	35	1870	710	1630	665	6319M/C3	6319M/C3
450L	≥ 4	1600	575	1600	465	18	25	35	1870	750	1670	665	6326/C3	6322/C3
500L	≥ 4	1700	645	1800	495	20	35	135	2070	860	1910	765	6330/C3	6324/C3
560L	≥ 6	2125	400	2230	400	25	65.5	165	2095	765	2435	798	6038/C3+NU1038/C3	NU1038/C3
630L	≥ 6	2305	400	2470	400	25	65.5	315	2335	815	2725	948	6044/C3+NU1044/C3	NU1044/C3

Table gives the main dimensions in mm.
For detailed drawings please contact ABB.

Engineered motors, AMI

Dimension drawings

Antifriction bearings, 6.6 < UN ≤ 11 kV, IM 4011, IC81W / IP55



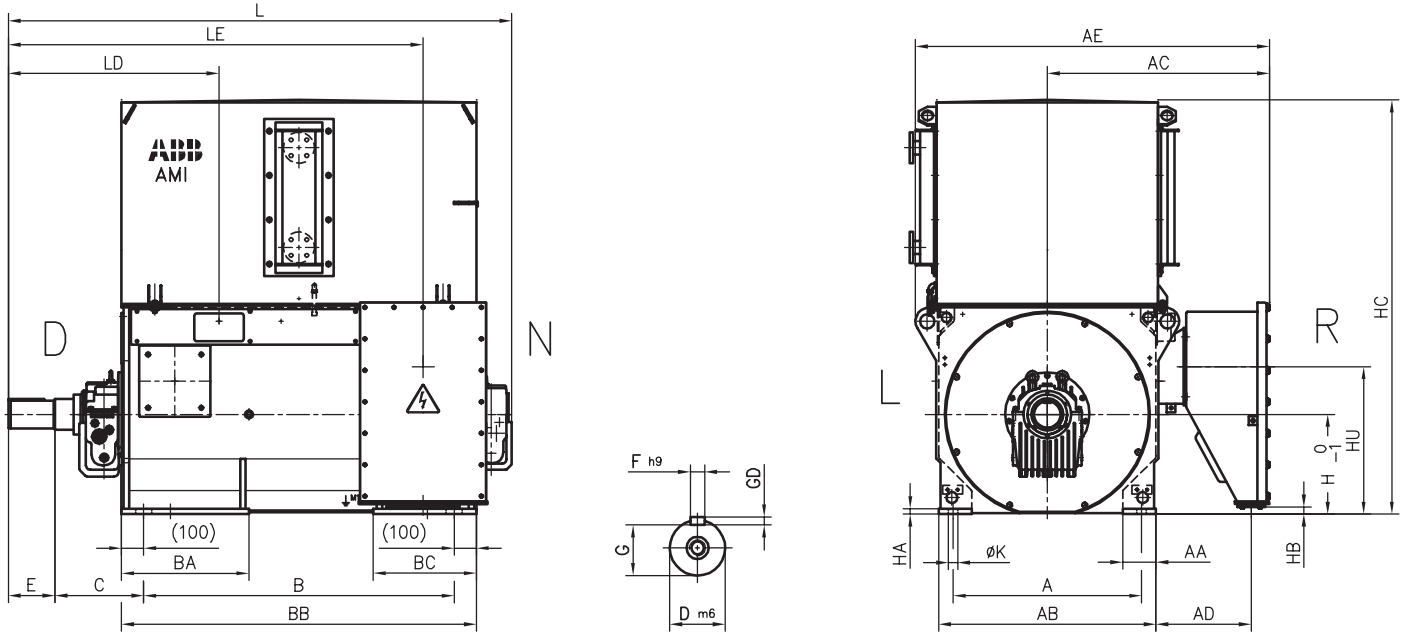
AMI	Poles	M	N	P	S	D	E	F	G	HD	L	LA	LD	LE
450L	≥ 4	1180	1120h8	1230	28	125	210	32	114	2035	2030	40	750	1100
500L	≥ 4	1320	1250h8	1370	28	140	250	36	128	2255	2270	47	860	1340
560L	4	1500	1400 h8	1600	28	160	300	40	147	2335	2840	65	1205	1880
560L	≥ 6	1500	1400 h8	1600	28	180	300	45	165	2335	2840	65	1205	1880
630L	4	1700	1600 h8	1800	28	180	300	45	165	2605	3120	65	1205	2120
630L	≥ 6	1700	1600 h8	1800	28	200	350	45	185	2605	3170	65	1255	2170

AMI	Poles	T	AC	AD	AE	GD	HU	D-end bearing	N-end bearing
450L	≥ 4	7	1000	920	1620	18	50	6326/C3	7322B
500L	≥ 4	8	1050	970	1740	20	50	6330/C3	7324B
560L	4	10	1350	1210	2150	22	40	6038/C3	7330 B
560L	≥ 6	10	1350	1220	2150	25	40	6038/C3	7330 B
630L	4	10	1440	1315	2345	25	35	6044/C3	7334 B
630L	≥ 6	10	1445	1315	2345	25	35	6044/C3	7334 B

Table gives the main dimensions in mm.
For detailed drawings please contact ABB.

Engineered motors, AMI Dimension drawings

Sleeve bearings, 6.6 < UN ≤ 11 kV, IM 1001, IC81W / IP55



AMI	Poles	A	B	C	D	E	F	G	H	K	L	AA	AB	AC	AD	AE	BA
450L	2	850	1400	375	90	170	25	81	450	42	2215	150	980	1005	430	1600	575
450L	≥ 4	850	1400	400	125	210	32	114	450	42	2275	150	980	1005	430	1600	575
500L	2	950	1600	375	110	210	28	100	500	42	2485	150	1080	1055	430	1700	645
500L	≥ 4	950	1600	450	140	250	36	128	500	42	2595	150	1080	1055	430	1700	645
560L	2	1180	2000	400	140	250	36	128	560	42	2910	200	1320	1285	540	2125	400
560L	4	1180	2000	500	160	300	40	147	560	42	3190	200	1320	1285	540	2125	400
630L	2	1400	2240	400	160	300	40	147	630	42	3165	200	1500	1375	540	2305	400
630L	4	1400	2240	500	180	300	45	165	630	42	3430	200	1500	1375	540	2305	400

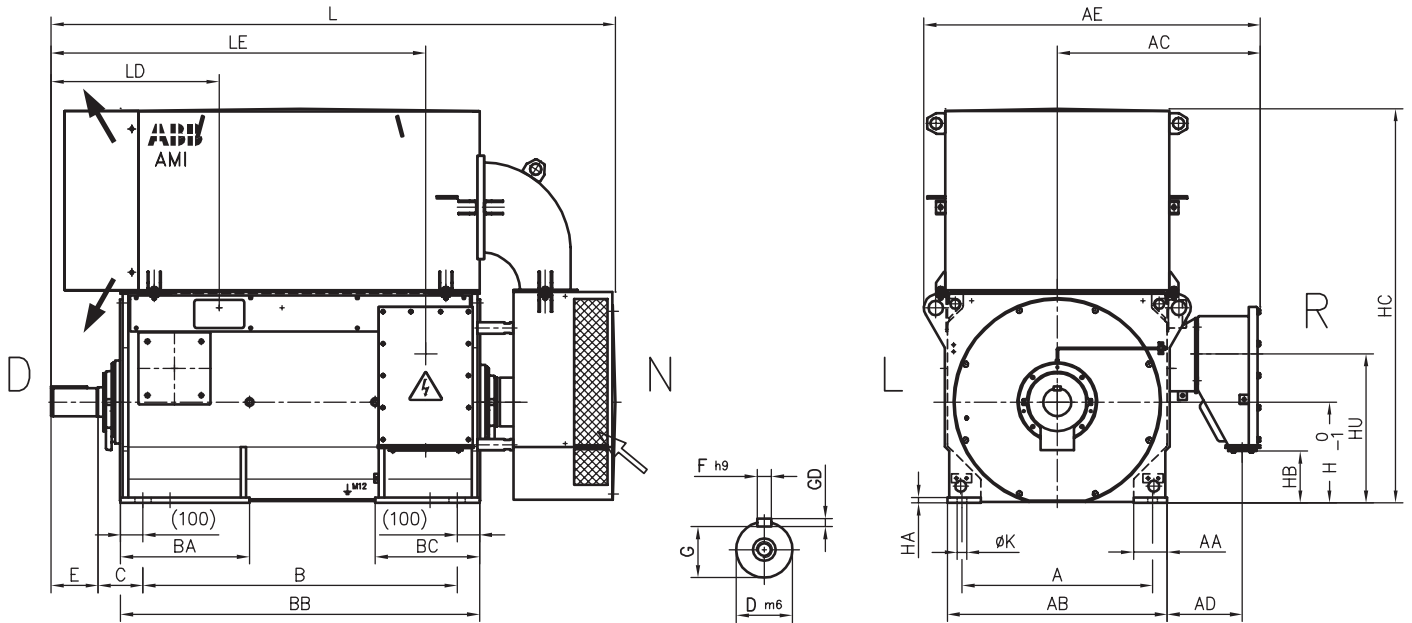
AMI	Poles	BB	BC	GD	HA	HB	HC	LD	LE	HU	D-end bearing	N-end bearing
450L	2	1600	465	14	25	35	1870	885	1805	665	EFZLB9-80	EFZLQ 9-80
450L	≥ 4	1600	465	18	25	35	1870	950	1870	665	EFZLB11-125	EFZLQ9-100
500L	2	1800	495	16	35	135	2070	995	2045	765	EFNLB11-90	EFNLB11-90
500L	4	1800	495	20	35	135	2070	1110	2160	765	EFZLB14-125	EFZLQ11-125
500L	≥ 6	1800	495	20	35	135	2070	1110	2160	765	EFZLB14-140	EFZLQ11-125
560L	2	2230	400	20	65.5	165	2345	865	2535	798	EMZLB14-140	EMZLB14-140
560L	4	2230	400	22	65.5	165	2095	1015	2685	798	EFNLB18-160	EFNLQ18-160
630L	2	2470	400	22	65.5	315	2495	915	2825	948	EMZLB14-160	EMZLB14-160
630L	4	2470	400	25	65.5	315	2335	1015	2925	948	EFNLB18-160	EFNLQ18-160

Table gives the main dimensions in mm.
For detailed drawings please contact ABB.

Engineered motors, AMI

Dimension drawings

Antifriction bearings, $1 < UN \leq 6.6$ kV, IM 1001, IC611 / IP55



AMI	Poles	A	B	C	D	E	F	G	H	K	L	AA	AB	AC	AD
400L	2	750	1250	200	85	170	22	76	400	35	2290	150	880	855	335
400L	≥ 4	750	1250	200	110	210	28	100	400	35	2330	150	880	855	335
450L	2	850	1400	200	90	170	25	81	450	42	2480	150	980	905	335
450L	≥ 4	850	1400	200	125	210	32	114	450	42	2520	150	980	905	335
500L	≥ 4	950	1600	200	140	250	36	128	500	42	2830	150	1080	955	335
560L	≥ 6	1180	2000	250	180	300	45	165	560	42	3395	200	1320	1285	545
630L	≥ 6	1400	2240	250	200	350	45	185	630	42	3685	200	1500	1375	545

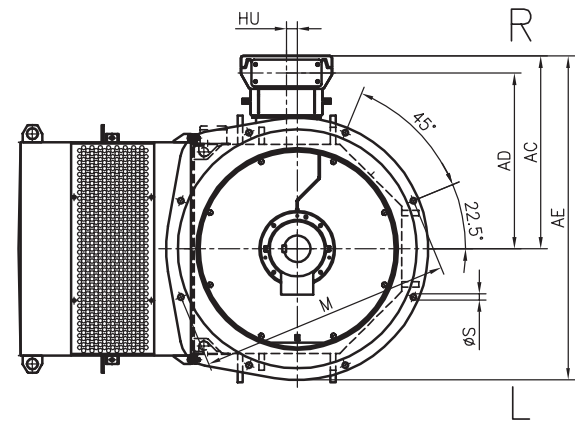
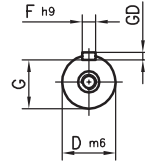
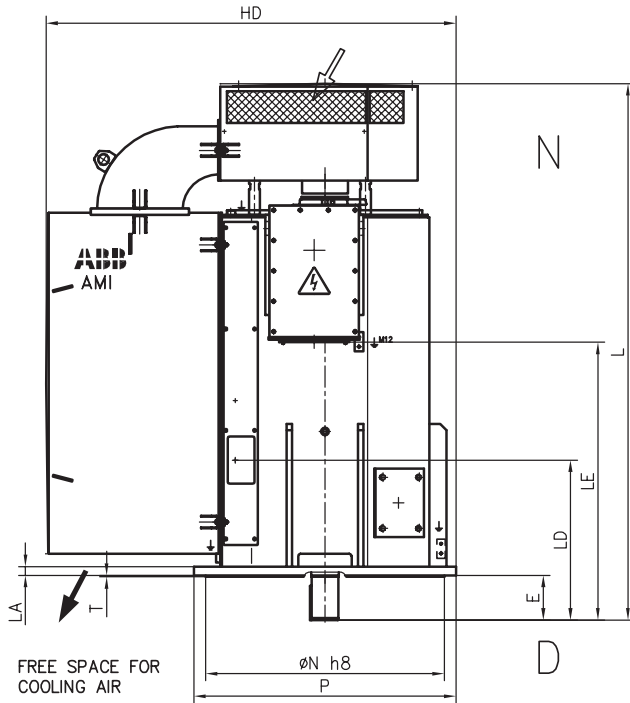
AMI	Poles	AE	BA	BB	BC	GD	HA	HB	HC	LD	LE	HU	D-end bearing	N-end bearing
400L	2	1400	545	1450	445	14	20	130	1590	615	1480	565	6319M/C3	6319M/C3
400L	≥ 4	1400	545	1450	445	16	20	130	1590	655	1520	565	6324/C3	6319/C3
450L	2	1500	575	1600	465	14	25	230	1760	710	1630	665	6319M/C3	6319M/C3
450L	≥ 4	1500	575	1600	465	18	25	230	1760	750	1670	665	6326/C3	6322/C3
500L	≥ 4	1605	645	1800	495	20	35	330	1960	860	1910	765	6330/C3	6324/C3
560L	≥ 6	2125	400	2230	400	25	65.5	75	2100	765	2435	798	6038/C3+NU1038/C3	NU1038/C3
630L	≥ 6	2305	400	2470	400	25	65.5	225	2320	815	2725	948	6044/C3+NU1044/C3	NU1044/C3

Table gives the main dimensions in mm.
For detailed drawings please contact ABB.

Engineered motors, AMI

Dimension drawings

Antifriction bearings, 1 < UN ≤ 6.6 kV, IM 4011, IC611 / IP55



AMI	Poles	M	N	P	S	D	E	F	G	HD	L	LA	LD	LE
400L	≥ 4	1080	1000js6	1130	28	110	210	28	100	1755	2330	30	655	1150
450L	≥ 4	1180	1120h8	1230	28	125	210	32	114	1925	2520	40	750	1300
500L	≥ 4	1320	1250h8	1370	28	140	250	36	128	2145	2830	47	860	1540
560L	4	1500	1400 h8	1600	28	160	300	40	147	2340	3475	65	1205	1790
560L	≥ 6	1500	1400 h8	1600	28	180	300	45	165	2340	3475	65	1205	1790
630L	4	1700	1600 h8	1800	28	180	300	45	165	2590	3715	65	1205	2030
630L	≥ 6	1700	1600 h8	1800	28	200	350	45	185	2590	3765	65	1255	2080

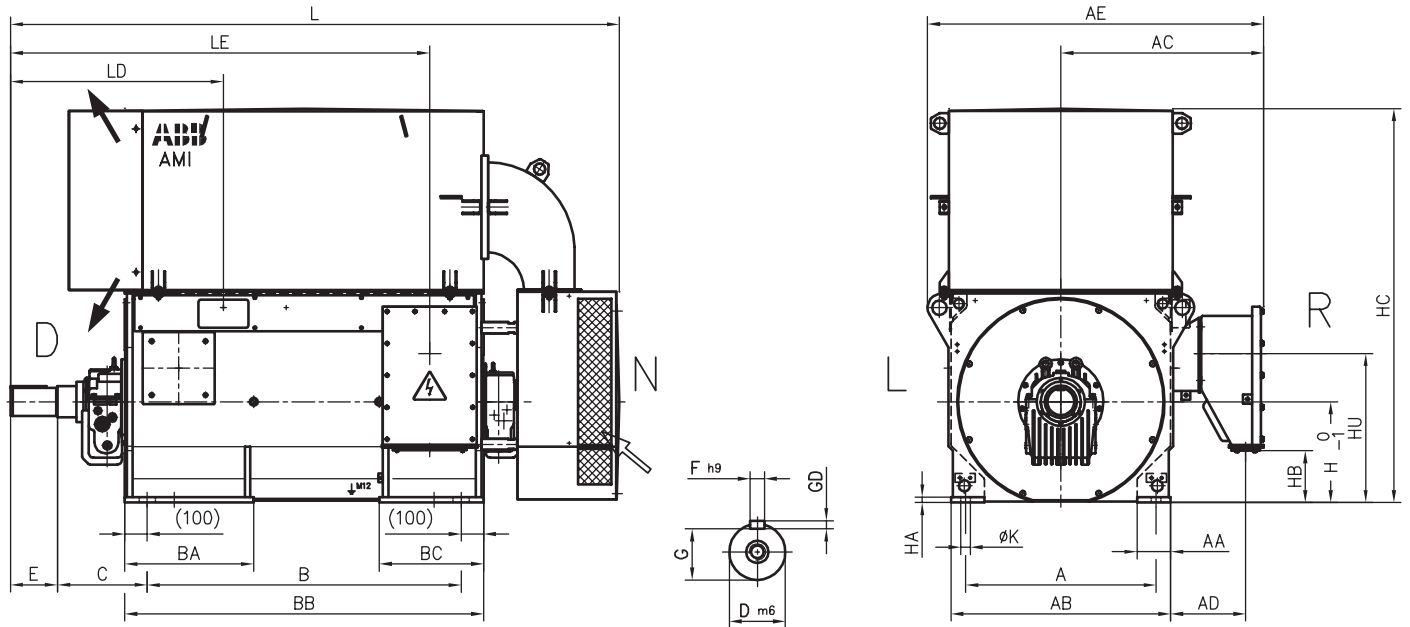
AMI	Poles	T	AC	AD	AE	GD	HU	D-end bearing	N-end bearing
400L	≥ 4	6	855	775	1425	16	50	6324/C3	7319B
450L	≥ 4	7	905	825	1525	18	50	6326/C3	7322B
500L	≥ 4	8	955	875	1645	20	50	6330/C3	7324B
560L	4	10	1360	1215	2160	22	40	6038/C3	7330 B
560L	≥ 6	10	1360	1215	2160	25	40	6038/C3	7330 B
630L	4	10	1455	1310	2355	25	40	6044/C3	7334 B
630L	≥ 6	10	1455	1310	2355	25	40	6044/C3	7334 B

Table gives the main dimensions in mm.
For detailed drawings please contact ABB.

Engineered motors, AMI

Dimension drawings

Sleeve bearings, 1 < UN ≤ 6.6 kV, IM 1001, IC611 / IP55



AMI	Poles	A	B	C	D	E	F	G	H	K	L	AA	AB	AC	AD	AE	BA
400L	2	750	1250	375	85	170	22	76	400	35	2465	150	880	855	335	1400	545
400L	≥ 4	750	1250	375	110	210	28	100	400	35	2505	150	880	855	335	1400	545
450L	2	850	1400	375	90	170	25	81	450	42	2655	150	980	905	335	1500	575
450L	≥ 4	850	1400	400	125	210	32	114	450	42	2720	150	980	905	335	1500	575
500L	2	950	1600	375	110	210	28	100	500	42	2965	150	1080	955	335	1605	645
500L	≥ 4	950	1600	450	140	250	36	128	500	42	3080	150	1080	955	335	1605	645
560L	2	1180	2000	400	140	250	36	128	560	42	4355	200	1320	1285	545	1915	400
560L	4	1180	2000	500	160	300	40	147	560	42	3645	200	1320	1285	545	2125	400
630L	2	1400	2240	400	160	300	40	147	630	42	4675	200	1500	1375	545	2125	400
630L	4	1400	2240	500	180	300	45	165	630	42	3885	200	1500	1375	545	2305	400

AMI	Poles	BB	BC	GD	HA	HB	HC	LD	LE	HU	D-end bearing	N-end bearing
400L	2	1450	445	14	20	130	1590	790	1655	565	EFZLB9-80	EFZLQ9-80
400L	≥ 4	1450	445	16	20	130	1590	830	1695	565	EFZLB9-100	EFZLQ 9-100
450L	2	1600	465	14	25	230	1760	885	1805	665	EFZLB9-80	EFZLQ 9-80
450L	≥ 4	1600	465	18	25	230	1760	950	1870	665	EFZLB11-125	EFZLQ9-100
500L	2	1800	495	16	35	330	1960	995	2045	765	EFZLB9-100 ¹⁾	EFZLQ9-100 ¹⁾
500L	4	1800	495	20	35	330	1960	1110	2160	765	EFZLB14-125	EFZLQ11-125
500L	≥ 6	1800	495	20	35	330	1960	1110	2160	765	EFZLB14-140	EFZLQ11-125
560L	2	2230	400	20	65.5	75	2100	865	2535	798	EMZLB14-140	EMZLB14-140
560L	4	2230	400	22	65.5	75	2100	1015	2685	798	EFNLB18-160	EFNLQ18-160
630L	2	2470	400	22	65.5	225	2320	915	2825	948	EMZLB14-160	EMZLB14-160
630L	4	2470	400	25	65.5	225	2320	1015	2925	948	EFNLB18-160	EFNLQ18-160

¹⁾ With oil circulation as standard.

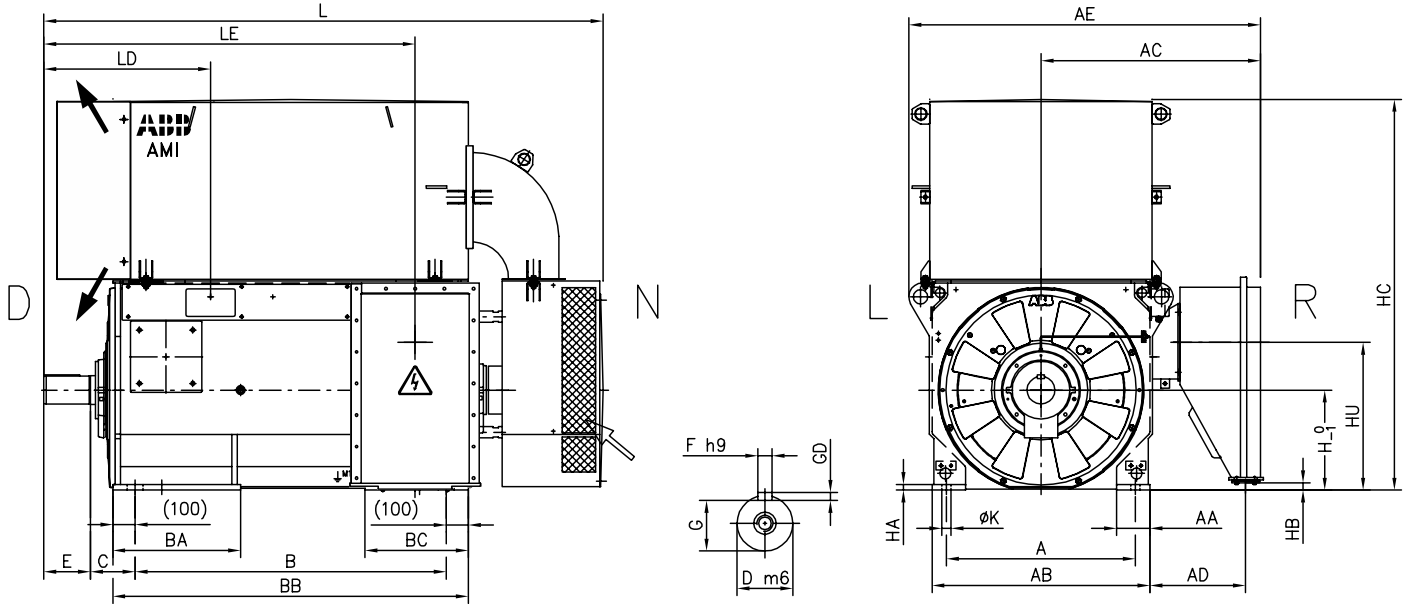
Note! Axial float of rotor as standard ±8 mm.
 Note! The bearing cannot withstand continuous axial forces.

**Table gives the main dimensions in mm.
 For detailed drawings please contact ABB.**

Engineered motors, AMI

Dimension drawings

Antifriction bearings, 6.6 < UN ≤ 11 kV, IM 1001, IC611 / IP55



AMI	Poles	A	B	C	D	E	F	G	H	K	L	AA	AB	AC	AD
450L	2	850	1400	200	90	170	25	81	450	42	2480	150	980	1005	430
450L	≥ 4	850	1400	200	125	210	32	114	450	42	2520	150	980	1005	430
500L	≥ 4	950	1600	200	140	250	36	128	500	42	2830	150	1080	1055	430
560L	≥ 6	1180	2000	250	180	300	45	165	560	42	3395	200	1320	1285	540
630L	≥ 6	1400	2240	250	200	350	45	185	630	42	3685	200	1500	1375	540

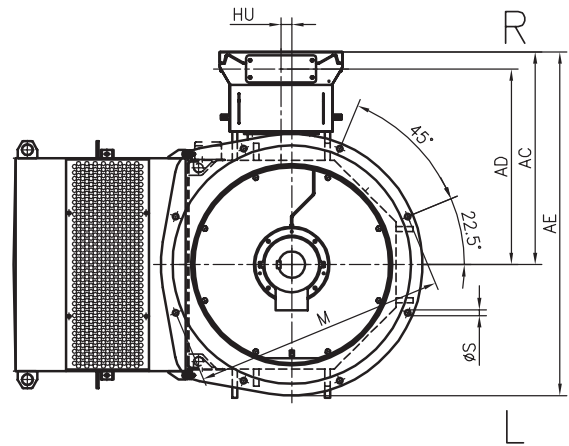
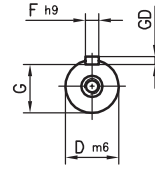
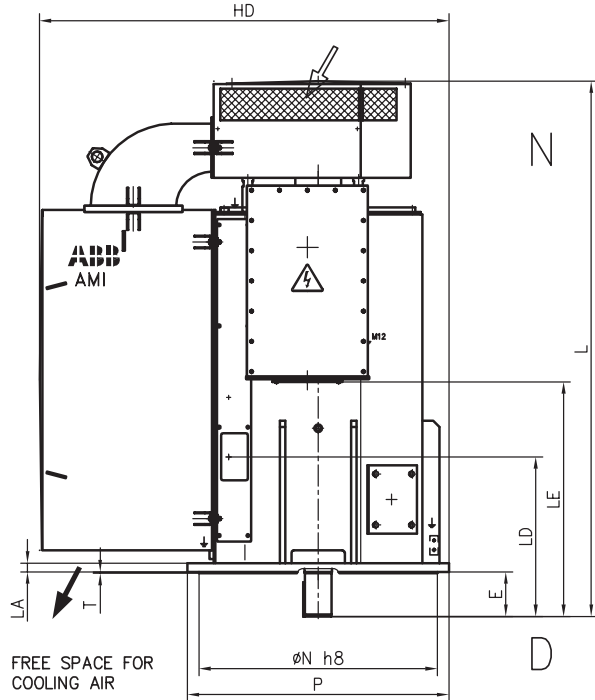
AMI	Poles	AE	BA	BB	BC	GD	HA	HB	HC	LD	LE	HU	D-end bearing	N-end bearing
450L	2	1600	575	1600	465	14	25	35	1760	710	1630	665	6319M/C3	6319M/C3
450L	≥ 4	1600	575	1600	465	18	25	35	1760	750	1670	665	6326/C3	6322/C3
500L	≥ 4	1700	645	1800	495	20	35	135	1960	860	1910	765	6330/C3	6324/C3
560L	≥ 6	2125	400	2230	400	25	65.5	165	2100	765	2435	798	6038/C3+NU1038/C3	NU1038/C3
630L	≥ 6	2305	400	2470	400	25	65.5	315	2320	815	2725	948	6044/C3+NU1044/C3	NU1044/C3

Table gives the main dimensions in mm.
For detailed drawings please contact ABB.

Engineered motors, AMI

Dimension drawings

Antifriction bearings, 6.6 < UN ≤ 11 kV, IM 4011, IC611 / IP55



AMI	Poles	M	N	P	S	D	E	F	G	HD	L	LA	LD	LE
450L	≥ 4	1180	1120h8	1230	28	125	210	32	114	1925	2520	40	750	1100
500L	≥ 4	1320	1250h8	1370	28	140	250	36	128	2145	2830	47	860	1340
560L	4	1500	1400 h8	1600	28	160	300	40	147	2340	3475	65	1205	1880
560L	≥ 6	1500	1400 h8	1600	28	180	300	45	165	2340	3475	65	1205	1880
630L	4	1700	1600 h8	1800	28	180	300	45	165	2590	3715	65	1205	2120
630L	≥ 6	1700	1600 h8	1800	28	200	350	45	185	2590	3765	65	1255	2170

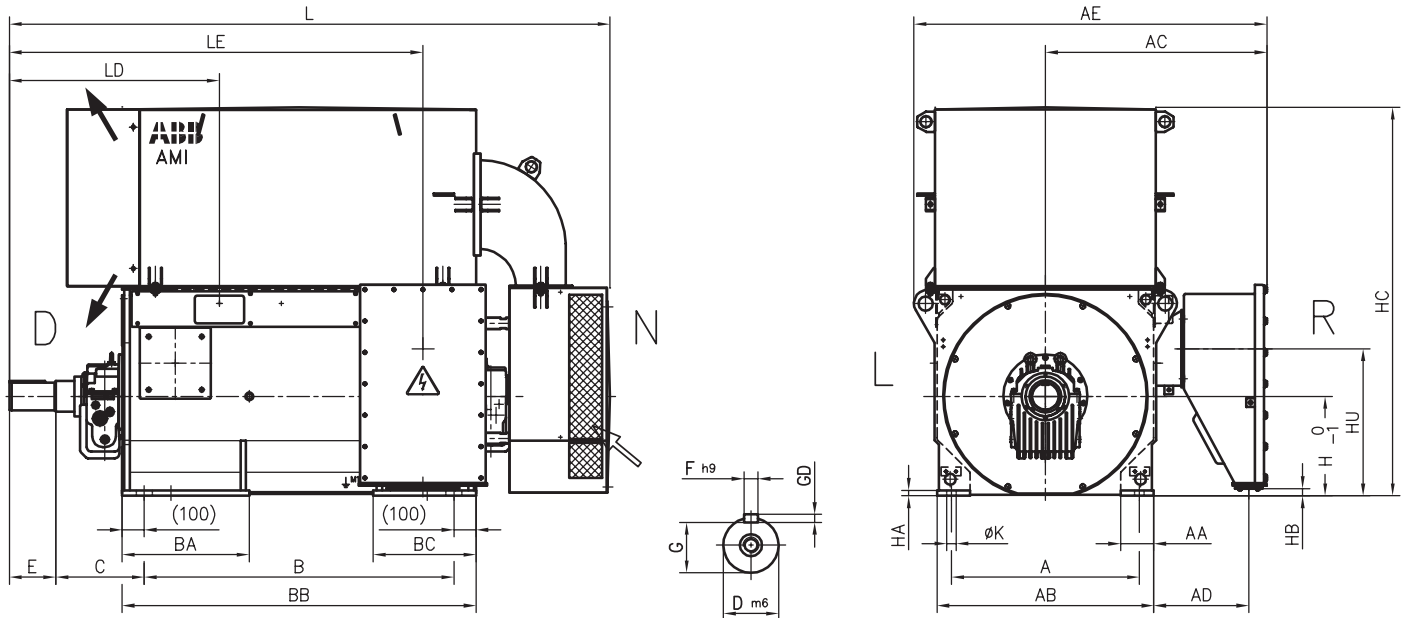
AMI	Poles	T	AC	AD	AE	GD	HU	D-end bearing	N-end bearing
450L	≥ 4	7	1000	920	1620	18	50	6326/C3	7322B
500L	≥ 4	8	1050	970	1740	20	50	6330/C3	7324B
560L	4	10	1350	1220	2150	22	40	6038/C3	7330 B
560L	≥ 6	10	1350	1220	2150	25	40	6038/C3	7330 B
630L	4	10	1445	1315	2345	25	35	6044/C3	7334 B
630L	≥ 6	10	1445	1315	2345	25	35	6044/C3	7334 B

Table gives the main dimensions in mm.
For detailed drawings please contact ABB.

Engineered motors, AMI

Dimension drawings

Sleeve bearings, $6.6 < UN \leq 11$ kV, IM 1001, IC611 / IP55



AMI	Poles	A	B	C	D	E	F	G	H	K	L	AA	AB	AC	AD	AE	BA
450L	2	850	1400	375	90	170	25	81	450	42	2655	150	980	1005	430	1600	575
450L	≥ 4	850	1400	400	125	210	32	114	450	42	2720	150	980	1005	430	1600	575
500L	2	950	1600	375	110	210	28	100	500	42	2965	150	1080	1055	430	1700	645
500L	≥ 4	950	1600	450	140	250	36	128	500	42	3080	150	1080	1055	430	1700	645
560L	2	1180	2000	400	140	250	36	128	560	42	4355	200	1320	1285	540	1915	400
560L	4	1180	2000	500	160	300	40	147	560	42	3645	200	1320	1285	540	2125	400
630L	2	1400	2240	400	160	300	40	147	630	42	4675	200	1500	1375	540	2125	400
630L	4	1400	2240	500	180	300	45	165	630	42	3885	200	1500	1375	540	2305	400

AMI	Poles	BB	BC	GD	HA	HB	HC	LD	LE	HU	D-end bearing	N-end bearing
450L	2	1600	465	14	25	35	1760	885	1805	665	EFZLB9-80	EFZLQ 9-80
450L	≥ 4	1600	465	18	25	35	1760	950	1870	665	EFZLB11-125	EFZLQ9-100
500L	2	1800	495	16	35	135	1960	995	2045	765	EFZLB9-100 ¹⁾	EFZLQ9-100 ¹⁾
500L	4	1800	495	20	35	135	1960	1110	2160	765	EFZLB14-125	EFZLQ11-125
500L	≥ 6	1800	495	20	35	135	1960	1110	2160	765	EFZLB14-140	EFZLQ11-125
560L	2	2230	400	20	65.5	165	2100	865	2535	798	EMZLB14-140	EMZLB14-140
560L	4	2230	400	22	65.5	165	2100	1015	2685	798	EFNLB18-160	EFNLQ18-160
630L	2	2470	400	22	65.5	315	2320	915	2825	948	EMZLB14-160	EMZLB14-160
630L	4	2470	400	25	65.5	315	2320	1015	2925	948	EFNLB18-160	EFNLQ18-160

¹⁾ With oil circulation as standard.

Note! Axial float of rotor as standard ± 8 mm.

Note! The bearing cannot withstand continuous axial forces.

Table gives the main dimensions in mm.
For detailed drawings please contact ABB.

Total product offering

Motors, generators and mechanical power transmission products with a complete portfolio of services

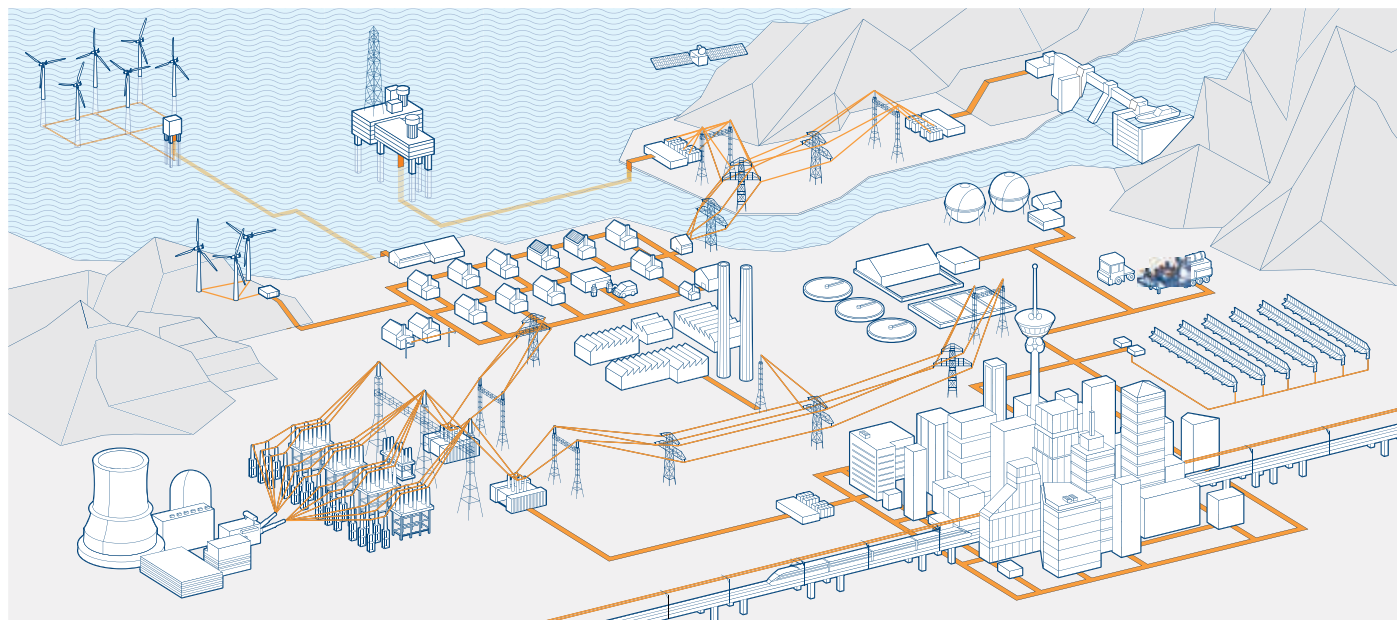


ABB is the leading manufacturer of low, medium and high voltage motors and generators, mechanical power transmission products with an offering of a complete portfolio of services. Our in-depth knowledge of virtually every type of industrial processing ensures we always specify the best solution for your needs.

IEC motors

- Low voltage motors
- High voltage induction and synchronous motors
- Marine motors
- Motors for explosive atmospheres
- Motors for food and beverage
- Motors for variable speed drives
- Permanent magnet motors
- Synchronous reluctance motors
- Traction motors

NEMA motors

- Low voltage motors
- High voltage induction and synchronous motors
- Marine motors
- Motors for explosive atmospheres
- Motors for variable speed drives
- Permanent magnet motors
- Servomotors
- Washdown motors

Generators

- Generators for wind turbines
- Generators for diesel and gas engine power plants
- Generators for steam and gas turbine power plants
- Generators for marine applications
- Generators for industrial applications
- Generators for traction applications
- Synchronous condensers for reactive power compensation

Mechanical power transmission components, bearings, gearings

- Mounted bearings
- Enclosed gearing
- Mechanical drive components
- Couplings
- Sheaves and bushings
- Conveyor components
- Geared motor units

Life cycle services

- Installation and commissioning
- Service contracts
- Preventive maintenance
- Spare parts
- Diagnosis
- Repair and refurbishment
- Site survey and overhaul
- Replacement motors and generators
- Technical support and consulting
- Training

Contact us

www.abb.com/motors&generators

We reserve the right to make technical changes or modify the contents of this document without prior notice. With regard to purchase orders, the agreed particulars shall prevail.

ABB Ltd. does not accept any responsibility whatsoever for potential errors or possible lack of information in this document.

We reserve all rights in this document and in the subject matter and illustrations contained herein. Any reproduction, disclosure to third parties or utilization of its contents – in whole or in parts – is forbidden without prior written consent of ABB Ltd.

© Copyright 2011 ABB.
All rights reserved.